

Errata

Erratum: Electronic interlayer states in hexagonal boron nitride
 [Phys. Rev. B 32, 6997 (1985)]

A. Catellani, M. Posternak, A. Baldereschi, H. J. F. Jansen, and A. J. Freeman

The atomic labels which appear in Fig. 2 of this paper are incorrect: The B and N symbols must be exchanged. Accordingly, the last two sentences of the first paragraph of page 6998 should read as follows: "It is evident from Fig. 2 that the charge-density contours of the interlayer states (cf. Fig. 3) reflect the larger extent of nitrogen with respect to boron. Their contour structure close to the N nuclei originates from orthogonalization to states which lie at lower energy."

Erratum: Electronic and vibrational spectra of two-dimensional quasicrystals
 [Phys. Rev. B 33, 2184 (1986)]

T. Odagaki and D. Nguyen

The participation ratios were plotted incorrectly in Figs. 3–7, 9, and 11 of this paper. The following figures are the correct ones which replace the left half of Fig. 3–7 and 9 (figure captions remain unchanged), and Fig. 11 of the paper. Accordingly, the last sentence of Sec. III A should read as follows: "Although we do not see any clear mobility edges when $t_L/t_S=1$, the states at $E=0$ seem to be more localized (have a smaller number of participating sites). When t_L/t_S becomes smaller, states near the central band gaps tend to be more localized, and most of the eigenstates look localized when $t_L/t_S \leq 0.4$." Also the second from the last sentence in Sec. V should read as follows: "Within the length scale studied there seems to be mobility edges near the spectral gaps and band edges, and most of the states become localized when $t_A/t_B < 0.4$."

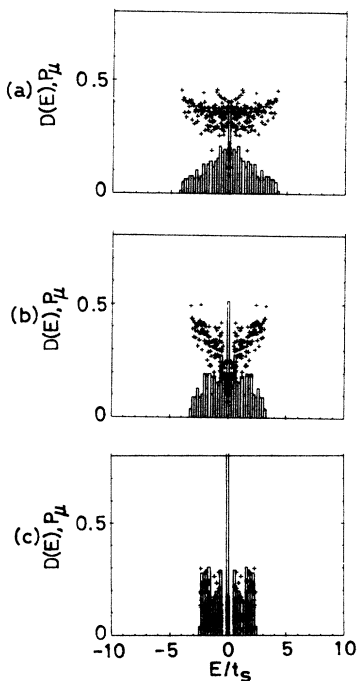


FIG. 3. Corrected left-hand side.

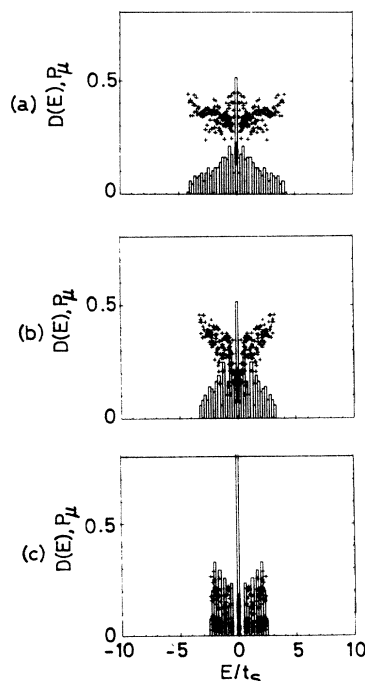


FIG. 4. Corrected left-hand side.

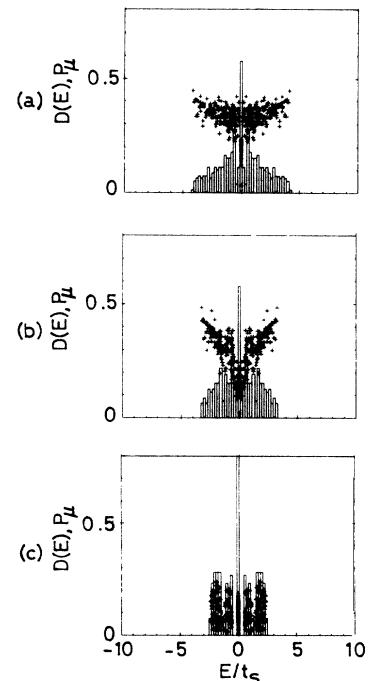


FIG. 5. Corrected left-hand side.