

# Layer pseudospin magnetism in a transition metal dichalcogenide double-moiré system

Yongxin Zeng,<sup>\*</sup> Nemin Wei<sup>✉,\*</sup> and Allan H. MacDonald<sup>✉</sup>

Department of Physics, University of Texas at Austin, Austin, Texas 78712, USA



(Received 2 June 2022; accepted 13 September 2022; published 6 October 2022)

Spontaneous order of layer pseudospins in two-dimensional bilayers is common in quantum Hall systems, where it is responsible for hysteretic responses to gate fields in states with Ising order and giant drag voltages in states with XY (spontaneous interlayer phase coherence) order. In this article we predict that layer pseudospin order will also occur in double-moiré strongly correlated two-dimensional electron systems. We comment on similarities and differences in the competition between the two types of order in quantum Hall and double-moiré systems, and relate our findings to previous work on Falicov-Kimball models of electronic ferroelectrics.

DOI: [10.1103/PhysRevB.106.165105](https://doi.org/10.1103/PhysRevB.106.165105)

## I. INTRODUCTION

Bilayer two-dimensional electron systems possess a *which* layer degree of freedom that is conveniently regarded as an artificial pseudospin. When the two layers are electrically isolated, conservation of their electron number difference is manifested by invariance under global rotations about the  $\hat{z}$  direction in layer pseudospin space, like the spins of a lattice XXZ model which in two dimensions can have Ising or XY Kosterlitz-Thouless order depending on model parameters. In the case of bilayers in the quantum Hall regime [1,2], it has been established that at some Landau-level filling factors  $\nu$ , the layer pseudospins have XY order. Layer pseudospin order is especially robust near  $\nu = 1$ , where the ordered state can be viewed as an exciton condensate of electrons in the lowest Landau level of one layer and the holes in the lowest Landau level of the other layer, and is responsible for fantastic electrical anomalies, including large transport drag signals and dissipationless counterflow transport.

In recent years, experimenters have developed moiré superlattices [3–7], two-dimensional semiconductors, or semimetal bilayers in which a moiré pattern has formed as an attractive platform for studies of highly tunable strong correlation physics. In this article we propose that the bilayer counterflow superfluid states discovered first in quantum Hall systems [8–10] also occur at zero magnetic field in double moirés—systems with two moiré superlattices separated by an insulating layer as illustrated schematically in Fig. 1. As in the quantum Hall case, counterflow superfluids are most stable near  $\nu = 1$ , where  $\nu$  in this case is the number of carriers per moiré lattice site. In the double-moiré case, the spontaneous coherence states compete with a series of broken translational symmetry exciton crystal states that reduce to lattice gas states in the long-moiré period limit and are responsible for the hysteretic response of the layer polarization to externally applied displacement fields. We find that the crystalline states prevail at small fields and at small twist

angles, whereas the layer-coherent states are more common at larger displacement fields before the system become fully layer polarized. For the honeycomb (bipartite) lattice case, this spontaneous coherence state can also be viewed as spin-flop states of the layer pseudospin. For the triangular (nonbipartite) lattice, layer-magnetic frustration forces coherent states to break the translational symmetry and become supersolid phases of excitons.

## II. TMD DOUBLE-MOIRÉ SYSTEMS

The low-energy electronic physics of long-period moiré superlattices is accurately described by continuum models [11–13]. In the case of *p*-type group-VI transition metal dichalcogenide semiconductor (TMD) heterobilayers [12], there is only one low-energy orbital state per spin, and the moiré pattern acts like a periodic modulation potential. The single-particle Hamiltonian of valence-band holes is therefore

$$H_0 = -\frac{\hbar^2 \mathbf{k}^2}{2m} + \Delta(\mathbf{r}), \quad (1)$$

where  $m$  is the effective mass and  $\Delta(\mathbf{r})$  is the moiré modulation potential. The moiré potential extrema form a triangular lattice with period  $a_M$ , the moiré lattice constant.

The situation is different for AA stacked TMD homobilayers [13,14], because strong interlayer hybridization leads to an emergent  $C_2$  symmetry in the moiré potential. The valence-band maximum for most TMD homobilayers lies at the  $\Gamma$  point and is spin degenerate. The low-energy physics of valence-band holes is described by the same Hamiltonian as in the heterobilayer case (1), except that the moiré potential has higher symmetry and the potential maxima form a honeycomb lattice.

In this work we consider two moiré TMD bilayers separated by a few-layer hexagonal boron nitride (hBN) tunnel barrier, as shown in Fig. 1. We assume the two moirés are composed of the same materials, that they have the same moiré periods, and that they are perfectly aligned both rotationally and translationally. Later we will discuss the experimental relevance of these assumptions and the robustness

<sup>\*</sup>These authors contributed equally to this work.

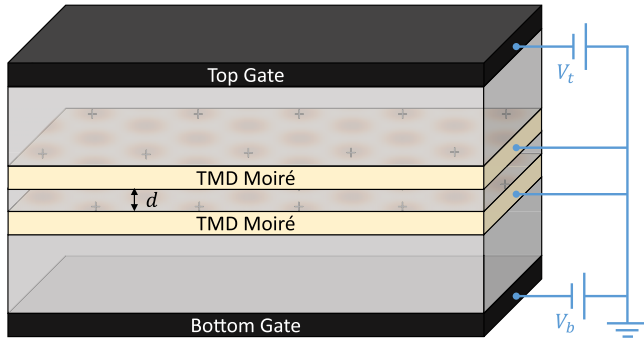


FIG. 1. A dual-gated transition metal dichalcogenide (TMD) double-moiré system. Each moiré layer has a periodic lateral modulation. The two moiré layers are assumed to be identical and perfectly aligned horizontally. Negative voltages are applied at the top and bottom gates to induce positive charge carriers (holes) in the moiré layers, both of which are grounded. A difference between the top and bottom gate voltages produces a vertical electric field that creates an electric potential difference between the two moiré layers that can be varied at fixed carrier density. Dielectric tunnel barriers (gray regions) are inserted between the layers to suppress interlayer tunneling.

of our results in the presence of a small lateral displacement between the two moirés. The double-moiré system is described by the Hamiltonian

$$H = H_0 \otimes \tau_0 - \frac{V_z}{2} \tau_z + H_1, \quad (2)$$

where  $\tau_0$  and  $\tau_z$  are the identity matrix and Pauli- $z$  matrix in layer pseudospin space,  $V_z$  is the electric potential difference between the two layers produced by a perpendicular electric field, and  $H_1$  is the Coulomb interaction between electrons:

$$H_1 = \frac{1}{2A} \sum_{l'l'} \sum_{kk'q} V_{ll'}(q) a_{k+q,l}^\dagger a_{k'-q,l'}^\dagger a_{k',l'} a_{k,l}. \quad (3)$$

Here  $A$  is the area of the two-dimensional system and  $l, l'$  are the layer indices.  $a_{k,l}^\dagger$  and  $a_{k,l}$  are the creation and annihilation operators associated with the Bloch state with momentum  $\mathbf{k}$  in layer  $l$ . To emphasize the pseudospin analogy we label the two layers as  $\uparrow, \downarrow$ . The intralayer and interlayer Coulomb interactions are

$$V_{ll'}(q) = \begin{cases} 2\pi e^2/\epsilon q, & l = l', \\ (2\pi e^2/\epsilon q)e^{-qd}, & l \neq l', \end{cases} \quad (4)$$

where  $\epsilon$  is the effective dielectric constant and  $d$  is the effective layer separation between the two moirés. In this article we focus on layer pseudospin magnetism and neglect the electron spin (valley) degree of freedom by assuming that the energy scale associated with spin ordering is much lower than that associated with layer pseudospin ordering. We will later discuss the validity of this assumption and briefly explain how spin ordering may affect our results.

### III. EFFECTIVE LATTICE MODELS

The continuum model we study reduces in certain limits to lattice models that have been extensively studied in the literature and have properties that are well understood. Below

we will refer to these lattice models to provide intuition on the physics behind our continuum model. Lattice models are most relevant in the limit of long moiré periods in which holes are strongly localized at the moiré potential maxima, which can form triangular or honeycomb lattices as we have explained.

The single-particle physics in the lattice limit is accurately described by a tight-binding model [12],

$$\mathcal{H}_0 = - \sum_{ij,l} t_{ij,l} c_{il}^\dagger c_{jl} - \frac{V_z}{2} \sum_i (n_{i\uparrow} - n_{i\downarrow}), \quad (5)$$

where  $c_{il}^\dagger$  is the creation operator of a hole in the localized Wannier orbital at site  $i$  in layer  $l$ ,  $n_{il}$  is the number operator,  $\mathbf{R}_i$  is the position of site  $i$ , and  $t_{ij,l}$  is a hopping parameter in layer  $l$  that decreases rapidly with the distance between sites  $|\mathbf{R}_i - \mathbf{R}_j|$ . In the strong moiré modulation limit, the interaction Hamiltonian takes the generalized Hubbard form

$$\mathcal{H}_1 = \frac{1}{2} \sum_{ij,ll'} U_{ij,ll'} c_{il}^\dagger c_{j'l'}^\dagger c_{j'l} c_{il}, \quad (6)$$

where  $U_{ij,ll'} = U_{ll'}(|\mathbf{R}_i - \mathbf{R}_j|) > 0$  is the interaction energy between site  $i$  in layer  $l$  and site  $j$  in layer  $l'$ . The value of  $U$  can in principle be calculated [12] by projecting Coulomb repulsion onto the localized Wannier orbitals, but at large distance it takes a simple Coulomb form:

$$U_{ll'}(r) \approx \begin{cases} e^2/\epsilon r, & l = l', \\ e^2/\epsilon\sqrt{r^2 + d^2}, & l \neq l'. \end{cases} \quad (7)$$

Equation (7) applies when the spatial extent of the Wannier orbitals is negligible compared to the intersite distance. We notice that the lattice Hamiltonian (5)–(6) has the same form as the extended Falicov-Kimball model, which has been extensively studied in the literature [15–20], except that the interactions and hopping terms are generalized beyond the on-site and nearest-neighbor contributions that are normally retained.

The pseudospin analogy is most transparent in the strong interaction limit when we assume that the filling factor is such that on average one hole is present at each site. In the language of band filling, the filling factor  $\nu = 1$  in the triangular-lattice case and  $\nu = 2$  in the honeycomb-lattice case. Since the on-site repulsion  $U_{\uparrow\downarrow}(0)$  is much stronger than the repulsion between different sites when the two moirés are horizontally aligned, the low-energy subspace of the system consists in the weak intersite hopping limit of states with only one hole at each site in one of the two layers. The *which layer* degree of freedom then acts as a localized layer pseudospin at each lattice site that interacts with neighboring pseudospins. In the rest of the paper we study the consequences of these interactions for pseudospin magnetic order.

If we start from the lattice Hamiltonians (5) and (6), treat the hopping terms as perturbations, and expand the Hamiltonian in the low-energy subspace where each site  $i$  is occupied once, we obtain [up to order  $O(t^2/U)$ ] the XXZ spin model:

$$\mathcal{H}_{\text{XXZ}} = \sum_{i<j} [J_{ij}^z \tau_i^z \tau_j^z + J_{ij}^\perp (\tau_i^x \tau_j^x + \tau_i^y \tau_j^y)] - \frac{V_z}{2} \sum_i \tau_i^z, \quad (8)$$

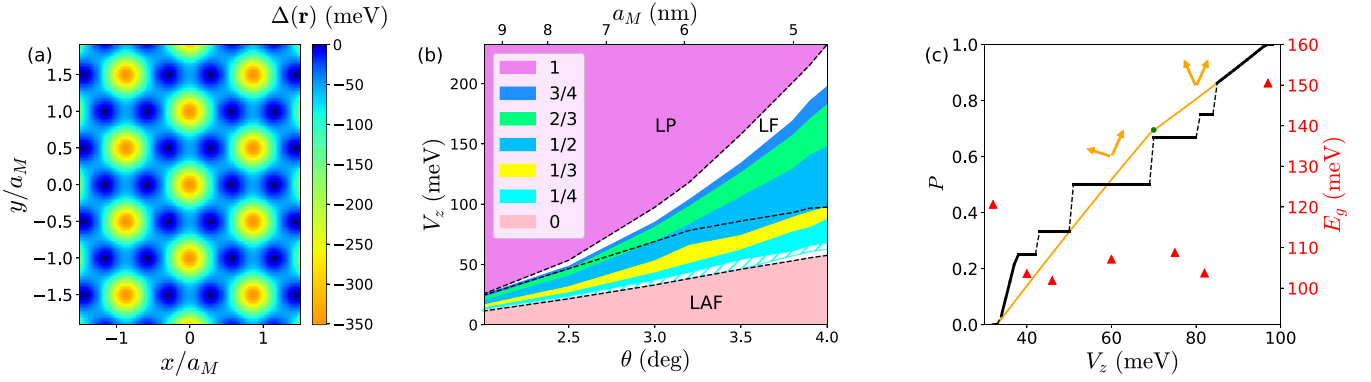


FIG. 2. (a) Model modulation potential for a moiré TMD homobilayer. Valence band holes are localized at the potential maxima (shifted to zero energy here), which in this case form a honeycomb lattice. This modulation potential describes [13] holes in  $\text{WS}_2$  homobilayers. (b) Phase diagram of double  $\text{WS}_2$  homobilayer moirés at hole-filling factor  $\nu = 2$  (one hole per site) in the plane of displacement field  $V_z$  and twist angle  $\theta$ . When the possibility of broken translational symmetry is discarded we find four distinct phases separated by continuous phases marked by dashed lines; a layer antiferromagnet (LAF) at weak  $V_z$ , and layer-polarized (LP) state at large  $V_z$ , and two distinct layer-coherent states at intermediate values of  $V_z$ . The layer-coherent state at larger  $V_z$  is analogous to the spin-flop state in magnetic systems, and we therefore call it the layer-flop (LF) state. The layer-coherent states at smaller  $V_z$  are unstable against translational symmetry breaking. The colored stripes at intermediate  $V_z$  represent dipole crystal states with various different layer polarizations [ $P = (n_\uparrow - n_\downarrow)/(n_\uparrow + n_\downarrow)$ ] that appear only when translational symmetry breaking is permitted. The hatched region is a supersolid state with both interlayer phase coherence and broken translational symmetry, and the remaining white regions are layer-coherent states that preserve translational symmetry. (c) The layer polarization  $P$  as a function of displacement field  $V_z$  at fixed twist angle  $\theta = 3^\circ$ . The orange curve shows the result obtained for layer-coherent states when translational symmetry breaking is not allowed. The transition point between the two distinct layer-coherent states is marked by the green dot, and the difference between their layer pseudospin configurations is schematically indicated by arrows. The black curve illustrates the layer-polarization plateaus obtained when translational symmetry breaking is allowed. The red triangles show the intralayer charge excitation gaps in the majority layer of the layer-incoherent states, which we expect to be relevant to transport properties.

with the coupling parameters

$$J_{ij}^z = \frac{U_{ij,\uparrow\uparrow} - U_{ij,\uparrow\downarrow}}{2} + \frac{t_{ij,\uparrow}^2 + t_{ij,\downarrow}^2}{2U_{\uparrow\downarrow}(0)}, \quad J_{ij}^\perp = \frac{t_{ij,\uparrow}t_{ij,\downarrow}}{U_{\uparrow\downarrow}(0)}. \quad (9)$$

Equation (9) shows that the pseudospin couplings are easy-axis antiferromagnetic:  $J_{ij}^z > J_{ij}^\perp > 0$ . Besides the usual  $t^2/U$  terms, the difference between intralayer and interlayer Coulomb repulsions gives rise to an extra term in  $J_{ij}^z$ . Since the hopping parameter  $t$  decays exponentially with distance [12], at large distance the Coulomb term dominates and the pseudospin coupling is of dipolar form:

$$J_{ij}^z \approx \frac{e^2 d^2}{4\epsilon |\mathbf{R}_i - \mathbf{R}_j|^3}. \quad (10)$$

As we will see later, the long-range nature of pseudospin couplings plays an important role in the rich phases the system displays.

#### IV. MEAN-FIELD PHASE DIAGRAMS

We study the pseudospin order of double-moiré systems by projecting the Coulomb interaction (3) onto the highest moiré bands that are relevant—one band for triangular-lattice systems and two bands for honeycomb-lattice systems—and then approximating interaction effects using Hartree-Fock mean-field theory. We construct the phase diagrams by identifying changes in the symmetries of the lowest-energy self-consistent solutions as the twist angle and displacement field tuning parameters are varied. The numerical calculations are performed for two different moiré modulation

potentials which illustrate the honeycomb-lattice (homobilayer) and triangular-lattice (heterobilayer) cases. The moiré potentials for the two systems are plotted in Figs. 2(a) and 3(a), respectively. The derivation of the projected Hartree-Fock equations is detailed in Appendix A, and the continuum model parameters for the two systems are specified in

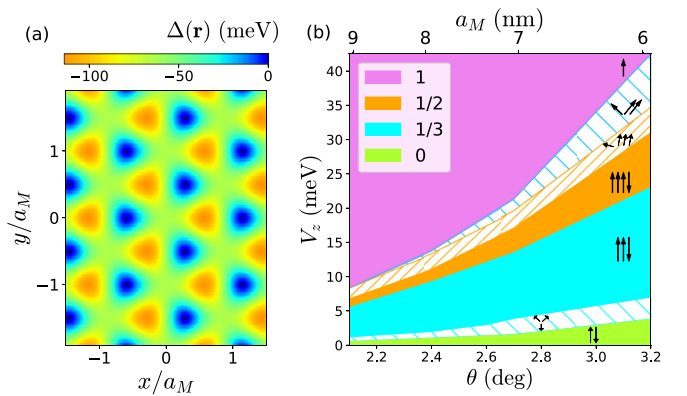


FIG. 3. (a) The moiré potential for a TMD heterobilayer in which the potential maxima form a triangular lattice. The system parameters are adopted from Ref. [31]. (b) The phase diagram of triangular-lattice double moirés at filling factor  $\nu = 1$  in the plane of displacement field  $V_z$  and twist angle  $\theta$ . The solid filled regions represent states with no interlayer coherence, and different colors represent different layer polarizations  $P = (n_\uparrow - n_\downarrow)/(n_\uparrow + n_\downarrow)$ . The hatched regions represent supersolid states that break both layer- $U(1)$  and translational symmetries. The arrows schematically show the pseudospin configurations of different states.

Appendix B. Other system parameters include the dielectric constant  $\epsilon = 6$  and interlayer distance  $d = 2$  nm.

We start with the honeycomb-lattice systems, as they are expected to be simpler due to the lack of geometric frustration of near-neighbor antiferromagnetic couplings. Figure 2(b) shows the mean-field phase diagram for WS<sub>2</sub> homobilayers at filling factor  $\nu = 2$  (two holes per unit cell, one hole per site) vs twist angle  $\theta$  and displacement field  $V_z$ . For one hole per site, the low-energy states of insulators may be mapped to those of honeycomb lattices with a layer pseudospin degree of freedom. If we limit our search for the ground state to states in which translational symmetry is not spontaneously broken, the phase diagram [see the dashed lines in Fig. 2(b)] is similar to that of the square-lattice XXZ model [16]. When the displacement field is absent, the two moiré layers have identical potentials and the system forms a layer-antiferromagnet (LAF) in which holes at neighboring sites are localized in different layers, breaking sublattice symmetry. At large field  $V_z$  the system is fully layer polarized (LP) and all holes move to the moiré layer with lower electric potential. At intermediate  $V_z$  the system forms a layer-coherent state. In the language of layer pseudospins localized at moiré lattice sites, the pseudospins develop an in-plane component at intermediate  $V_z$ . The in-plane components of the pseudospins on the two sublattices point in opposite directions due to the antiferromagnetic coupling.

In our mean-field results we find two different layer-coherent states. At large  $V_z$  near the LP state, the pseudospins on both sublattices have the same  $z$  component and equal but opposite in-plane components. This is analogous to the spin-flop phase of canted antiferromagnets in a magnetic field, and we call it the layer-flop (LF) state. In the other layer-coherent state at smaller displacement field, the  $z$  components of neighboring pseudospins are different [21–25]. The small  $V_z$  state is stabilized by the long-range interaction  $J_{ij}^z$  [21]. We find that the layer-coherent state regions in the phase diagram get dramatically wider as the twist angle increases. This is because the in-plane pseudospin coupling strength  $J^\perp$  is proportional to the square of the hopping parameter  $t$  between different sites [Eq. (9)], which increases as the neighboring sites get closer at larger twist angles. Our mean-field results show that all four phases are connected by continuous phase transitions. The orange line in Fig. 2(c) shows the layer polarization (defined as  $P = (n_\uparrow - n_\downarrow)/(n_\uparrow + n_\downarrow)$  where  $n_l = \sum_i n_{il}$ ) as a function of  $V_z$  at fixed  $\theta = 3^\circ$ , together with the schematic illustration of the pseudospin orientations on neighboring sites that distinguish the two layer-coherent states.

The phase diagram becomes much more complex when we allow translational symmetry breaking in our calculations. The colored stripes in Fig. 2(b) show the low-energy states that emerge when we perform the calculations in  $\sqrt{3} \times \sqrt{3}$  and  $2 \times 2$  supercells, with different colors representing states with different values of layer polarization. We see that inside the previously identified layer-coherent regions a series of lower-energy states appear that break translational symmetry. Most of these states (solid filled regions) are dipole crystals without interlayer coherence (see Appendix C for details on the spatial distribution of layer pseudospins). Each of these dipole crystal states is stable over a finite range of displacement field  $V_z$ , and as shown in Fig. 2(c), the

layer-polarization curve (black) has a series of plateaus and discontinuous jumps. We also find supersolid states that break both layer- $U(1)$  and translational symmetry inside the hatched region in Fig. 2(b). The remaining white regions, mostly near the LP state region, are the layer-coherent states that do not break translational symmetry. Inside these layer-coherent state regions, the layer polarization varies continuously with the displacement field  $V_z$ .

The phase diagram in Fig. 2(b) is not complete since more crystal states are expected to appear as we increase the maximum size of our supercells. These crystal states are stabilized by long-range dipolar interactions between different sites. The energy competition between these states is in general very complicated and sensitive to parameter choices. Nevertheless, the phase diagram contains two generic features. First, as the twist angle  $\theta$  is reduced, the layer-coherent state regions rapidly narrow and nearly disappear at very small  $\theta$ . This behavior is expected given that the in-plane pseudospin coupling  $J^\perp$  decreases rapidly with  $\theta$ . At small  $\theta$  the system is well approximated by a lattice-gas model, in which classical charges are localized at lattice sites, and the polarization vs  $V_z$  curve approaches a *devil's staircase* structure [26–30] with many small closely spaced polarization jumps. The ground-state polarization  $P$  is rational at all values of  $V_z$ . Although large portions of the stability regions of the layer-coherent states are replaced by dipole crystal states that don't have interlayer coherence, the layer flop state remains the ground state in a region near the LP state and the width of this region increases with the twist angle. We can understand this behavior if we recognize that when the carriers are nearly polarized to one of the layers, the low-energy degrees of freedom are electron-hole excitations that move carriers from the majority layer to the minority layer, and the system is equivalent to a dilute gas of excitons. At low temperatures the excitons condense, establishing interlayer coherence. As we will see in the next section, this argument allows us to generalize some of our results beyond the perfectly aligned limit of double-moiré systems on which we focus.

In Fig. 2(c) we also plot the transport gap  $E_g$  of the layer-incoherent phases. In these states strong suppression of interlayer tunneling by the dielectric barriers implies that quasiparticles are localized in definite layers which conduct independently. The transport gap is defined as the charge gap between occupied and empty states localized in the same layer, since this is the quantity that controls thermally activated transport; typically the values are similar in the majority and minority layers. The charge gaps are therefore independent of  $V_z$  within a given polarization plateau. The gap is maximized at large  $V_z$  when the system is fully layer polarized and is significantly reduced at small  $V_z$  where each layer is partially polarized.

Next we turn to triangular-lattice systems. Figure 3 shows the moiré potential and the phase diagram (at filling factor  $\nu = 1$ ) for a twisted TMD heterobilayer, with the same parameter choices as in Ref. [31]. We focus on the case of one hole per site for both lattice types. Due to the geometric frustration of antiferromagnetic pseudospin couplings on triangular lattices, in this case all states in the phase diagram break translational symmetry, except for the fully layer-polarized states at large displacement field. For clarity we show in the phase diagram



only states with  $\sqrt{3} \times \sqrt{3}$  and  $2 \times 2$  supercells, although states with larger supercells are expected to be energetically preferred in part of the diagram due to the long-range dipolar interactions discussed previously. At zero displacement field the ground state is a stripe state in which all holes in a single stripe occupy one of the layers, while the holes in nearby stripes are localized in the other layer. At intermediate  $V_z$  we find that dipole crystal states appear for both  $\sqrt{3} \times \sqrt{3}$  and  $2 \times 2$  supercells. In the phase diagram, we label these two states as  $\uparrow\uparrow\downarrow$  and  $\uparrow\uparrow\downarrow\downarrow$ , respectively. In the remaining part of the phase diagram we find layer-coherent states that also break translational symmetry, i.e., supersolid states (hatched regions). At small  $V_z$  (near the stripe state) we find supersolid states in which the three pseudospins within a supercell are oriented at approximately  $120^\circ$  with respect to each other. As  $V_z$  increases this state gradually deforms into the  $\uparrow\uparrow\downarrow$  dipole crystal state. The other two supersolid states are located near the LP state. All pseudospins in these states have nonzero in-plane components, with the majority pointing in the same direction with positive  $z$  components. The pseudospin arrangements of all states are schematically shown in Fig. 3. It is interesting to compare our phase diagram with those obtained in previous work on the triangular-lattice XXZ model [32,33]. We see that although our results are in good agreement with those studies when restricted to  $\sqrt{3} \times \sqrt{3}$  supercells, the long-range dipolar interactions in our case lead to states with larger supercell sizes in parts of the phase diagram.

## V. DISCUSSION

Insulating states are common at fractional layer polarizations of double-moiré systems. From our mean-field results we see that the physics of double-moiré Mott insulators is in many ways similar to that of near-neighbor XXZ spin models under the influence of a magnetic field in the  $\hat{z}$  direction, which has been studied in previous work [16,32,33]. In the double-moiré case layer plays the role of spin, gate-controlled vertical displacement fields play the role of magnetic field, and the physics is enriched by the long-range nature of dipolar pseudospin interactions. The dipole crystal states we find will give rise to plateaus in layer-polarization variation with vertical displacement fields. We do anticipate that some long-period pseudospin crystals, that are stable at the mean-field level, will melt to yield pseudospin liquid states or possibly states with interlayer phase coherence. In quantum Hall bilayers, for example, charge density wave states are predicted by mean-field theory [34–36] at intermediate layer separations but seem to be preempted in reality [8,9,37] by a first-order transition between a small- $d$  uniform density superfluid and a large- $d$  fluid state that has neither interlayer coherence nor crystalline order. The long-period states rely on dipolar interactions between widely separated neighbors, which are much weaker than nearest-neighbor interactions, so the system gains little energy by forming these states.

Since these states have very low entropy, they can in any case appear only at very low temperatures. Based on the Monte Carlo simulations in Ref. [38], we can estimate the melting temperature  $T_m$  of the crystal states on the triangular lattice by neglecting  $J^\perp$ , which is weak. Using a typical experimental value for the moiré lattice constant  $a_M = 8$  nm,

we estimate that the largest ordering temperature occurs for  $P = 1/3$  (2/3 of the holes in one layer and 1/3 in the other), where we find that  $T_m \approx 0.25e^2d^2/2\epsilon a_M^3 \approx 3$  K. The second-highest critical temperature occurs for  $P = 1/2$  (3/4 of the holes in one layer and 1/4 in the other layer), for which  $T_m \approx 0.05e^2d^2/2\epsilon a_M^3 \approx 0.5$  K.  $T_m$  is likely reduced compared to these estimates by imperfections in the double-moiré structure, for example, misalignment of two moiré superlattices (see discussions below), but can be enhanced by increasing the layer separation  $d$ .

In our study we have ignored the spin degree of freedom, implicitly assuming that the energy scale of spin ordering is much lower than that of layer pseudospin ordering. From the point of view of strong-coupling  $t^2/U$  expansions, this is true when the onsite repulsion  $U_{\uparrow\uparrow}(0)$  (where the arrows are pseudospin labels) for holes in the same layer is much stronger than  $U_{\uparrow\downarrow}(0)$ , the onsite repulsion for holes in different layers. In this case we can treat spin order as a perturbative effect on top of layer pseudospin ordering. Since Pauli blocking occurs only for hopping processes within the same layer, the layer-polarized state is able to gain more energy than other states by suitably arranging its spins. Therefore when spin is taken into account, we expect that our phase diagrams for layer pseudospin ordering will stay largely unchanged, except that the layer-polarized regions in the phase diagram will expand while the weakly polarized regions, like the LAF state region, will shrink. The spin ordering of the layer-polarized state has been studied in previous work on TMD moirés [31,39–41]. The spin-ordering properties of other states and their interplay [42,43] with layer pseudospin ordering are left for future work.

In our model we have assumed that the two moiré layers are perfectly aligned horizontally. To our knowledge there is currently no experimental technique to control the relative alignment between two moirés [44]. However, there is recent evidence that moiré self-alignment can occur [45] in the course of double-moiré device processing procedures. If the two moiré patterns are laterally displaced by a distance  $s$  that is small compared to the moiré period, the low-energy subspace still consists of states with one hole per site, and the XXZ spin model (8) receives perturbative corrections. The  $t^2/U$  terms in the coupling constants (9) stay unchanged, except that the value of onsite repulsion  $U_{\uparrow\downarrow}(0)$  is reduced. The lateral displacement modifies the form of intersite Coulomb repulsion and therefore pseudospin couplings. Consider two sites  $i$  and  $j$ . The lateral displacement between two layers breaks the degeneracy between the two states  $|\uparrow_i\downarrow_j\rangle$  and  $|\downarrow_i\uparrow_j\rangle$  and is captured by an extra term in the Hamiltonian that is proportional to  $\tau_i^z - \tau_j^z$ . All such terms add up to zero at first order due to lattice symmetry. Higher-order corrections lead to anisotropic pseudospin coupling  $J_{ij}^z$  and staggered sublattice potential for honeycomb-lattice systems. The explicit derivation of these results is shown in Appendix D. Since the corrections start at second order, we expect that our results stay qualitatively unchanged for systems with a small lateral displacement between two moirés. On the other hand, if the lateral displacement is comparable to the moiré lattice constant, the localized pseudospin analogy does not work and the results will change qualitatively; see Appendix D and E for more discussions.

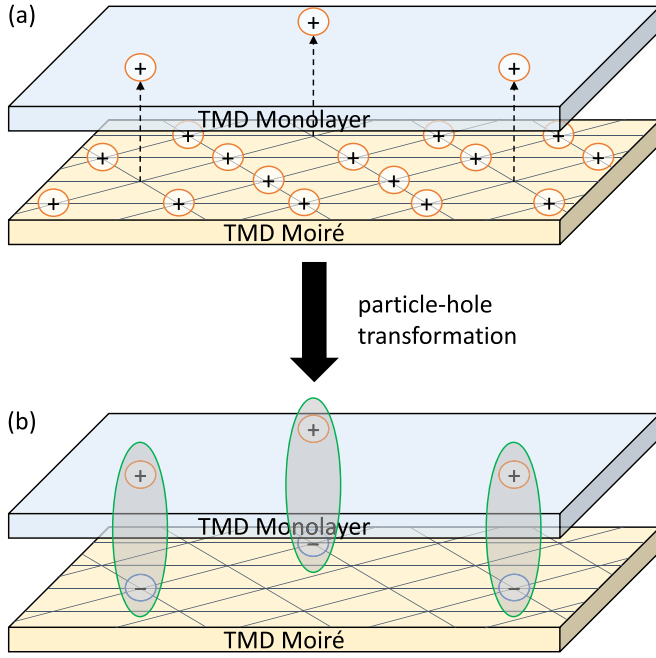


FIG. 4. TMD monolayer-moiré coupled system at total hole filling factor  $\nu = 1$ . (a) When the majority of doped holes are localized in the moiré layer forming a lattice Wigner crystal, the rest of the holes in the monolayer will stay near the region right on top of the empty sites in the moiré layer so that Coulomb repulsion energy is minimized. In this case the system is similar to the double moirés in which the two moiré layers are perfectly aligned. (b) A particle-hole transformation in the moiré layer turns the system into a dilute gas of dipolar excitons that can be described by the hard-core boson Hubbard model.

Our study of perfectly aligned double moirés also provides insight for another system which consists of a TMD moiré bilayer and a TMD monolayer separated by a dielectric barrier (Fig. 4). As before we consider the total filling factor such that on average one hole is present at each moiré site but limit our study to the case where nearly all holes are located in the moiré layer. When a hole goes from the moiré layer to the monolayer, interaction with nearby sites limits its in-plane motion to be localized near the moiré site it comes from, as shown in Fig. 4(a). In other words, interaction effects produce an effective moiré potential in the monolayer that is perfectly aligned with that in the moiré layer. If we take the Mott insulator state in the moiré layer as the vacuum state, then the low-energy states of the system are built from the vacuum by dilute particle-hole excitations that take holes from the moiré layer to the monolayer. This is more clearly seen after performing a particle-hole transformation in the moiré layer, as shown in Fig. 4(b). The low-energy subspace of the system is the same as that of the double-moiré system near the layer-polarized limit, so we expect the two systems to have similar behavior in this regime. The particle-hole excitations are bosonic in nature but cannot doubly occupy a single site, so the low-energy behavior of the system is described by the hard-core boson Hubbard model [26,46–50]. Due to the existence of an exact mapping [51] between the hard-core boson Hubbard model and the XXZ spin model,

the monolayer-moiré system can be also described by the XXZ model near the moiré-layer-polarized limit. Recent experiments [52,53] have found excitonic insulator behavior of monolayer-moiré coupled systems near the moiré-layer-polarized limit, and we expect that future work based on this system can explore a larger portion of our phase diagrams.

*Note added.* A recent experiment [54] found correlated insulating states in TMD double moirés formed by angle-aligned  $\text{WS}_2$ /bilayer  $\text{WSe}_2/\text{WS}_2$  multilayers at hole filling factor  $\nu = 1$  as well as some fractional fillings.

## ACKNOWLEDGMENTS

The authors thank J. Shan and K.F. Mak for helpful discussions. N.W. thanks Philipp Hauke and Maciej Lewenstein for explaining Ref. [38]. This work was supported by the U.S. Department of Energy, Office of Science, Basic Energy Sciences, under Award No. DE-SC0022106.

## APPENDIX A: DERIVATION OF PROJECTED HARTREE-FOCK EQUATIONS

We derive the projected Hartree-Fock equations starting from the microscopic Hamiltonian in Sec. II. The single-particle physics of each TMD moiré layer is described by the continuum model (1). When the moiré modulation potential  $\Delta(\mathbf{r})$  is sufficiently strong, the top few moiré valence bands are very flat and separated from lower bands by a large gap [12,13]. The moiré states are related to the plane-wave states by a unitary transformation,

$$c_{nl}^\dagger(\mathbf{k}) = \sum_{\mathbf{g}} u_{ng}^{(l)}(\mathbf{k}) a_l^\dagger(\mathbf{k} + \mathbf{g}), \quad (\text{A1})$$

with the inverse transformation,

$$a_l^\dagger(\mathbf{k} + \mathbf{g}) = \sum_n u_{ng}^{(l)*}(\mathbf{k}) c_{nl}^\dagger(\mathbf{k}). \quad (\text{A2})$$

Here  $c^\dagger$  and  $a^\dagger$  are the creation operators of moiré states and plane-wave states, respectively,  $n$  is the moiré band index,  $l$  is the layer index,  $\mathbf{k}$  labels momentum inside the moiré Brillouin zone, and  $\mathbf{g}$  is the moiré reciprocal lattice vector. The  $u$  coefficients are obtained by diagonalizing the continuum model Hamiltonian (1) in the plane-wave basis. In the new basis,

$$H_0 = \sum_{nl\mathbf{k}} \epsilon_{nl}(\mathbf{k}) c_{nl}^\dagger(\mathbf{k}) c_{nl}(\mathbf{k}). \quad (\text{A3})$$

The interaction Hamiltonian (3) can be written in the new basis as

$$H_1 = \frac{1}{2A} \sum_{l'l\mathbf{q}} V_{l'l}(\mathbf{q}) \sum_{\substack{n'n \\ m'm}} \sum_{\mathbf{k}\mathbf{k}'} \Lambda_{n'n}^{(l)}(\mathbf{k} + \mathbf{q}, \mathbf{k}) \Lambda_{m'm}^{(l')}(\mathbf{k}' - \mathbf{q}, \mathbf{k}') \\ \times c_{n'l}^\dagger(\mathbf{k} + \mathbf{q}) c_{m'l'}^\dagger(\mathbf{k}' - \mathbf{q}) c_{m'l'}(\mathbf{k}') c_{nl}(\mathbf{k}), \quad (\text{A4})$$

where

$$\Lambda_{n'n}^{(l)}(\mathbf{k}', \mathbf{k}) = \sum_{\mathbf{g}} u_{n'g}^{(l)*}(\mathbf{k}') u_{ng}^{(l)}(\mathbf{k}). \quad (\text{A5})$$

In the above equations we have extended the domains of  $c^\dagger$  and  $u$  outside the moiré Brillouin zone by defining

$$c_{nl}^\dagger(\mathbf{k} + \mathbf{g}) = c_{nl}^\dagger(\mathbf{k}), \quad u_{ng'}(\mathbf{k} + \mathbf{g}) = u_{n,\mathbf{g}+\mathbf{g}'}(\mathbf{k}), \quad (\text{A6})$$

so that Eq. (A1) remains true for any momentum  $\mathbf{k} + \mathbf{g}$ . The Coulomb interaction is taken as the gate-screened form [55], with metallic gates on both sides of the double-moiré system separated by distance  $d_g$ :

$$V_{ll'}(q) = \frac{2\pi e^2 (e^{qd} - e^{-qd_g})(e^{-qd} - e^{-qd_g})}{\epsilon q (1 - e^{-2qd_g})}, \quad l = l', \quad (\text{A7})$$

$$V_{ll'}(q) = \frac{2\pi e^2 e^{qd} (e^{-qd} - e^{-qd_g})^2}{\epsilon q (1 - e^{-2qd_g})}, \quad l \neq l', \quad (\text{A8})$$

which in the limit of  $d_g \rightarrow \infty$  reduces to the unscreened form (4). In our numerical calculations we take  $d_g = 100$  nm.

With the Hartree-Fock approximation we decompose the interaction Hamiltonian (A4) into the Hartree term

$$\begin{aligned} \Sigma_H &= \frac{1}{A} \sum_{l'l'g} \sum_{n'n} \sum_{m'm} V_{ll'}(\mathbf{g}) \Lambda_{n'n}^{(l)}(\mathbf{k} + \mathbf{g}, \mathbf{k}) \Lambda_{m'm}^{(l')}(\mathbf{k}' - \mathbf{g}, \mathbf{k}') \\ &\times \rho_{m'l'}^{m'l'}(\mathbf{k}') c_{n'l}^\dagger(\mathbf{k}) c_{nl}(\mathbf{k}) \end{aligned} \quad (\text{A9})$$

and the Fock term

$$\begin{aligned} \Sigma_F &= -\frac{1}{A} \sum_{l'l'g} \sum_{n'n} \sum_{m'm} V_{ll'}(\mathbf{g} + \mathbf{k}' - \mathbf{k}) \Lambda_{m'n}^{(l)}(\mathbf{k}' + \mathbf{g}, \mathbf{k}) \\ &\times \Lambda_{n'm}^{(l')}(\mathbf{k} - \mathbf{g}, \mathbf{k}') \rho_{m'l'}^{m'l'}(\mathbf{k}') c_{n'l}^\dagger(\mathbf{k}) c_{nl}(\mathbf{k}), \end{aligned} \quad (\text{A10})$$

with the density matrix defined as

$$\rho_{n'l'}^{nl}(\mathbf{k}) = \langle c_{n'l'}^\dagger(\mathbf{k}) c_{nl}(\mathbf{k}) \rangle, \quad (\text{A11})$$

where  $\langle \dots \rangle$  implies ground-state expectation values. The mean-field solutions are obtained by numerically solving the mean-field Hamiltonian  $H_{\text{MF}} = H_0 + \Sigma_H + \Sigma_F$  self-consistently, with band index  $n$  running over only the top few isolated moiré bands. In our calculations we keep one band for each layer for triangular-lattice systems and two for honeycomb-lattice systems. Including more bands will make some quantitative changes in quantities such as the gap size but will not change our conclusions qualitatively.

## APPENDIX B: CONTINUUM MODEL PARAMETERS

The single-particle physics of valence-band holes is described by the continuum model Hamiltonian:

$$H_0 = -\frac{\hbar^2 \mathbf{k}^2}{2m} + \Delta(\mathbf{r}). \quad (\text{B1})$$

The moiré potential  $\Delta(\mathbf{r})$  is given by the Fourier expansion

$$\Delta(\mathbf{r}) = \sum_{s=1}^{\infty} \sum_{j=1,3,5} 2V_s \cos(\mathbf{g}_j^s \cdot \mathbf{r} + \phi_s), \quad (\text{B2})$$

where  $\mathbf{g}_j^s$  for  $j = 1, 2, \dots, 6$  are the six moiré reciprocal lattice vectors in the  $s$ th momentum shell related by  $C_6$  rotational symmetry:  $\mathbf{g}_{j+1}^s = C_6 \mathbf{g}_j^s$ .  $s = 1, 2, \dots$  labels  $\mathbf{g}$  vectors with increasing magnitudes; in practice it is often a good approximation to keep only one or a few momentum shells in the Fourier expansion of moiré potentials.

For the TMD homobilayer moiré, we choose the material WS<sub>2</sub> with  $m = 0.87m_e$ ,  $V_1 = 33.5$  meV,  $V_2 = 4.0$  meV,  $V_3 = 5.5$  meV,  $V_{s>3} = 0$ ,  $\phi_s = 180^\circ$ , and the lattice constant  $a_0 = 3.18$  Å obtained from *ab initio* calculations [13].

For the heterobilayer, doped holes populate the valence band of only one of the layers (the active layer). The other layer generates a potential with the moiré periodicity that affects holes in the active layer. We assume the active layer is WSe<sub>2</sub> with  $m = 0.35m_e$ . We neglect the lattice mismatch between two layers and use the lattice constant of WSe<sub>2</sub>  $a_0 = 3.32$  Å. Including a small lattice mismatch in our calculation will change the relation between the twist angle  $\theta$  and the moiré lattice constant  $a_M$ , but the phase diagram for given  $a_M$  should not change. We take the following moiré potential parameters [31]:  $V_1 = 11$  meV,  $V_{s>1} = 0$ ,  $\phi_1 = -94^\circ$ . The strength of the modulation potential depends on the material choice of the inactive layer and can be effectively modified by pressure.

## APPENDIX C: SPATIAL DISTRIBUTION OF LAYER PSEUDOSPINS

In this Appendix we plot the spatial distribution of layer polarization of the dipole crystal states. The local layer polarization  $\tau^z(\mathbf{r}) = \langle \Psi^\dagger(\mathbf{r}) \tau^z \Psi(\mathbf{r}) \rangle$  is computed as follows:

$$\tau^z(\mathbf{r}) = \frac{1}{A} \sum_{ng,n'g',k} (\rho_{n'\uparrow}^{n\uparrow}(\mathbf{k}) - \rho_{n'\downarrow}^{n\downarrow}(\mathbf{k})) u_{n'g'}^*(\mathbf{k}) u_{ng}(\mathbf{k}) e^{i(\mathbf{g}-\mathbf{g}')\cdot\mathbf{r}} \quad (\text{C1})$$

where we defined the electron annihilation operator  $\Psi(\mathbf{r})$  and expanded it in the band basis  $c_{nl}(\mathbf{k})$ . The layer superscripts of the Bloch wave functions  $u$  are dropped because we only study the case when two layers are identical in the main text. For sufficiently large  $V_z$ , the holes are polarized in the top layer [ $\tau^z(\mathbf{r}) > 0$ ]. As  $V_z$  decreases, part of the holes are transferred to the bottom layer. Our mean-field calculations show that a large density of holes in the minority layer could crystallize and become localized in red regions, as plotted in Figs. 5 and 6. Figure 5 shows the spatial distribution of layer pseudospins for several dipole crystal states on double WS<sub>2</sub> homobilayer moirés, while Fig. 6 is for double heterobilayer moirés.

In the following, let us focus on the triangular-lattice case. Figure 6(b) is a three-sublattice phase with  $\sqrt{3} \times \sqrt{3}$  unit cells ( $\uparrow\uparrow\downarrow$  state), which is the most robust crystal state in the phase diagram [Fig. 3(b)] in the main text. The other robust crystal state ( $\uparrow\uparrow\uparrow\downarrow$ ) is shown in Fig. 6(c), while the two-sublattice state at small displacement field in Fig. 6(a) consists of alternating stripes with opposite layer polarizations.

Note that these crystal states are obtained in  $\sqrt{3} \times \sqrt{3}$  and  $2 \times 2$  supercells. There certainly exist more crystal states with the same total layer polarization but longer periodicity which are not captured in our calculations.

## APPENDIX D: MODIFIED XXZ MODEL WITH LATERAL DISPLACEMENT

In this Appendix we derive the effective spin model that describes the double-moiré system with a lateral displacement. As long as the displacement is small compared to the

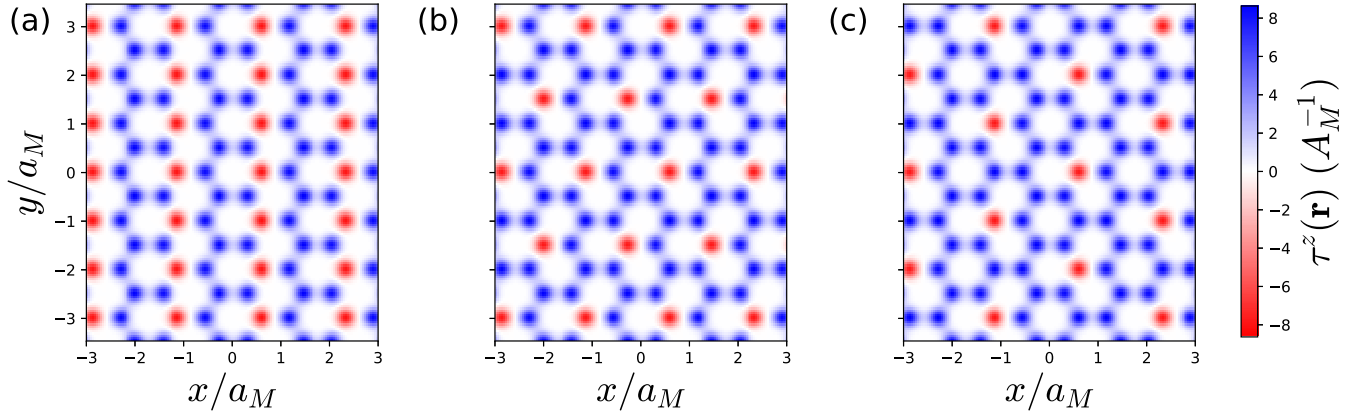


FIG. 5. The spatial distribution of layer pseudospins for several dipole crystal states on double AA-stacked  $\text{WS}_2$  homobilayer moirés. Each moiré has twist angle  $\theta = 2.5^\circ$ . The blue and red regions are holes in the top ( $\uparrow$ ) and bottom ( $\downarrow$ ) layers, respectively. The layer polarization  $P = (n_\uparrow - n_\downarrow)/(n_\uparrow + n_\downarrow)$  for the three plots are (a)  $P = 1/2$ , (b)  $P = 2/3$ , and (c)  $P = 3/4$ .

moiré period such that the onsite repulsion  $U_{\uparrow\downarrow}(0)$  is much larger than the other relevant energy scales, it remains a good approximation to project the Hamiltonian onto the low-energy subspace with one hole per site and expand in powers of  $t^2/U$ . The derivation of the  $t^2/U$  expansion is standard and leads to the same result as in the perfectly aligned double moirés, so in the following we focus on the modification of the Coulomb contributions to the pseudospin coupling parameters.

Assume the top moiré is shifted by an in-plane vector  $\mathbf{s}$  relative to the bottom moiré. Consider two sites  $i$  and  $j$ . While the states  $|\uparrow_i\uparrow_j\rangle$  and  $|\downarrow_i\downarrow_j\rangle$  remain degenerate ( $U_{ij,\uparrow\uparrow} = U_{ij,\downarrow\downarrow}$ ), the degeneracy between states  $|\uparrow_i\downarrow_j\rangle$  and  $|\downarrow_i\uparrow_j\rangle$  is broken ( $U_{ij,\uparrow\downarrow} \neq U_{ij,\downarrow\uparrow}$ ). This results in an extra term in the XXZ Hamiltonian (8):

$$\Delta\mathcal{H}_{\text{XXZ}} = \sum_{i<j} \frac{U_{ij,\uparrow\downarrow} - U_{ij,\downarrow\uparrow}}{4} (\tau_i^z - \tau_j^z) = \sum_i \frac{B_i^z}{2} \tau_i^z. \quad (\text{D1})$$

The final form of the above equation shows that the lateral displacement produces an effective magnetic field  $B_i^z$  for the pseudospin at site  $i$ . Since  $\tau_i^z$  and  $-\tau_j^z$  always come in pairs

in the summands, the average of  $B_i^z$  over all lattice sites must be zero. For triangular-lattice systems, since all lattice sites are equivalent,  $B_i^z = 0$  identically for all  $i$ . For honeycomb-lattice systems, in contrast,  $B_i^z$  can take nonzero and opposite values on the two sublattices and act as a staggered field. The Coulomb part of the pseudospin coupling parameter is also changed by the lateral displacement and takes the form

$$J_{ij}^z|_{\text{Coul}} = (2U_{ij,\uparrow\uparrow} - U_{ij,\uparrow\downarrow} - U_{ij,\downarrow\uparrow})/4. \quad (\text{D2})$$

To get explicit expressions we approximate the repulsion energy by the simple Coulomb forms

$$U_{ij,\uparrow\uparrow} = U_{ij,\downarrow\downarrow} \approx e^2/\epsilon R_{ij}, \quad (\text{D3})$$

$$U_{ij,\uparrow\downarrow} \approx e^2/\epsilon\sqrt{(\mathbf{R}_{ij} + \mathbf{s})^2 + d^2}, \quad (\text{D4})$$

$$U_{ij,\downarrow\uparrow} \approx e^2/\epsilon\sqrt{(\mathbf{R}_{ij} - \mathbf{s})^2 + d^2}, \quad (\text{D5})$$

where  $\mathbf{R}_{ij} = \mathbf{R}_i - \mathbf{R}_j$ . We then expand  $U_{ij,\uparrow\downarrow}$  and  $U_{ij,\downarrow\uparrow}$  in powers of  $s$ :

$$U_{ij,\uparrow\downarrow} \approx \frac{e^2}{\epsilon\sqrt{R_{ij}^2 + d^2}} \left[ 1 - \frac{2\mathbf{R}_{ij} \cdot \mathbf{s} + s^2}{2(R_{ij}^2 + d^2)} + \frac{3}{2} \frac{(\mathbf{R}_{ij} \cdot \mathbf{s})^2 + (\mathbf{R}_{ij} \cdot \mathbf{s})s^2}{(R_{ij}^2 + d^2)^2} - \frac{5}{2} \frac{(\mathbf{R}_{ij} \cdot \mathbf{s})^3}{(R_{ij}^2 + d^2)^3} + O(s^4) \right], \quad (\text{D6})$$

$$U_{ij,\downarrow\uparrow} \approx \frac{e^2}{\epsilon\sqrt{R_{ij}^2 + d^2}} \left[ 1 + \frac{2\mathbf{R}_{ij} \cdot \mathbf{s} - s^2}{2(R_{ij}^2 + d^2)} + \frac{3}{2} \frac{(\mathbf{R}_{ij} \cdot \mathbf{s})^2 - (\mathbf{R}_{ij} \cdot \mathbf{s})s^2}{(R_{ij}^2 + d^2)^2} + \frac{5}{2} \frac{(\mathbf{R}_{ij} \cdot \mathbf{s})^3}{(R_{ij}^2 + d^2)^3} + O(s^4) \right]. \quad (\text{D7})$$

Plugging into Eq. (D2), we get the correction to the pseudospin coupling parameter,

$$\Delta J_{ij}^z \approx \frac{e^2}{4\epsilon(R_{ij}^2 + d^2)^{3/2}} \left[ s^2 - \frac{3(\mathbf{R}_{ij} \cdot \mathbf{s})^2}{R_{ij}^2 + d^2} + O(s^4) \right], \quad (\text{D8})$$

compared to the perfectly aligned double moirés. Notice that the second term in the square bracket produces an anisotropic contribution to  $J_{ij}^z$ . From Eq. (D1) we get the effective mag-

netic field

$$B_i^z = \sum_{j \neq i} \frac{U_{ij,\uparrow\downarrow} - U_{ij,\downarrow\uparrow}}{2} \approx -\frac{5}{2} \sum_{j \neq i} \frac{e^2}{\epsilon(R_{ij}^2 + d^2)^{7/2}} (\mathbf{R}_{ij} \cdot \mathbf{s})^3 + O(s^5). \quad (\text{D9})$$

In getting the final form we have made use of the identity  $\sum_{j \neq i} f(R_{ij}) \mathbf{R}_{ij} = 0$ , which holds for any function  $f$  for both



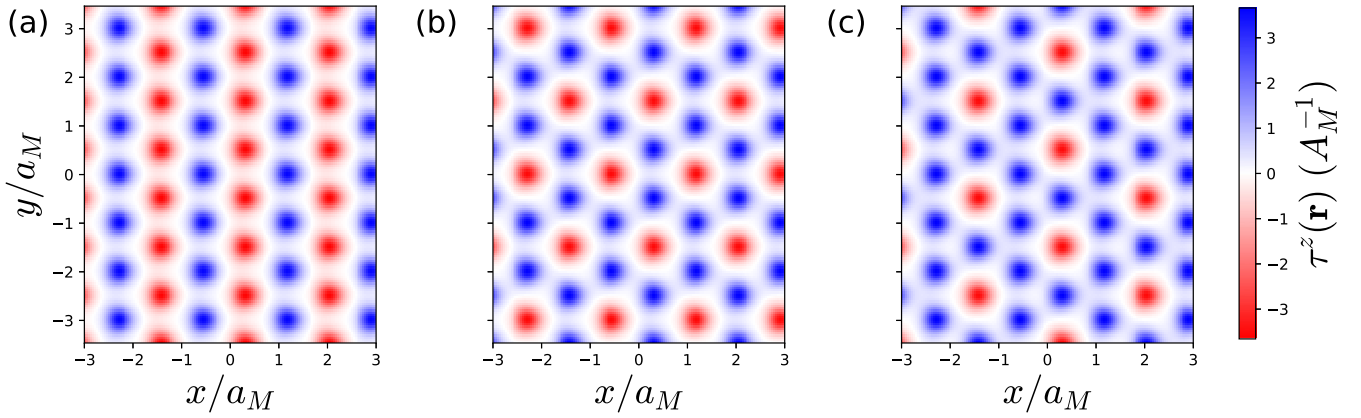


FIG. 6. The spatial distribution of layer pseudospins for several dipole crystal states on double heterobilayer moirés. Each moiré has twist angle  $\theta = 2.5^\circ$ . The layer polarization (a)  $P = 0$ , (b)  $P = 1/3$ , and (c)  $P = 1/2$ .

triangular and honeycomb lattices. It is straightforward to show that Eq. (D9) vanishes to all orders in  $s$  for triangular-lattice systems but produces a staggered field on the two sublattices in honeycomb lattices. However, since all corrections only start at second order, we expect that a small shift  $s$  does not make qualitative differences to our results.

#### APPENDIX E: AN EXAMPLE OF LARGELY MISALIGNED DOUBLE MOIRÉS

When the lateral shift  $s$  is comparable with the moiré lattice constant  $a_M$ , our XXZ model analysis is no longer applicable and the results become very different. As an example, Fig. 7 shows the phase diagram of a triangular-lattice system with lateral shift  $s = (\sqrt{3}/4, 0)a_M$  [we choose our coordinate system such that the moiré lattice vectors point along  $(\sqrt{3}/2, \pm 1/2)$ ]. We find that at large twist angles the phase diagram is similar to that of the perfectly aligned double moirés (Fig. 3), indicating that moiré misalignment is less important in the weak modulation limit. However, the large lateral shift  $s$  does make some notable differences in part of the phase diagram.

First, a lateral shift reduces the threshold displacement field for the layer-polarized state. This can be understood from electrostatic considerations. Distributing charges into both layers minimizes Coulomb repulsion for perfectly aligned systems, but when  $s$  is large such configurations would increase Coulomb repulsion due to the inhomogeneous in-plane charge distribution. Therefore the layer-polarized state is more favorable at large  $s/d$ .

Second, the layer-coherent states disappear for large  $a_M$  (small  $\theta$ ) in Fig. 7. Note that this result does not contradict our previous arguments for the existence of layer-coherent states near the layer-polarized state in the perfect alignment case, which rely on the hard-core boson Hubbard model analogy. This analogy breaks down in the presence of a large lateral shift due to the existence of two or three types of near-degenerate electron-hole excitations (with different in-plane dipole moments) whose interactions can be either repulsive or attractive. In such a system electron-hole excitations prefer to form collectively, and the layer polarization has a sudden

jump at the boundary of the layer-polarized state, as shown in the phase diagram for  $\theta < 2.5^\circ$ .

Third, we find that stripe states become more favorable compared to dipole crystal states. At  $\theta \lesssim 2.6^\circ$ , the dipole crystals completely disappear. A lateral shift between two

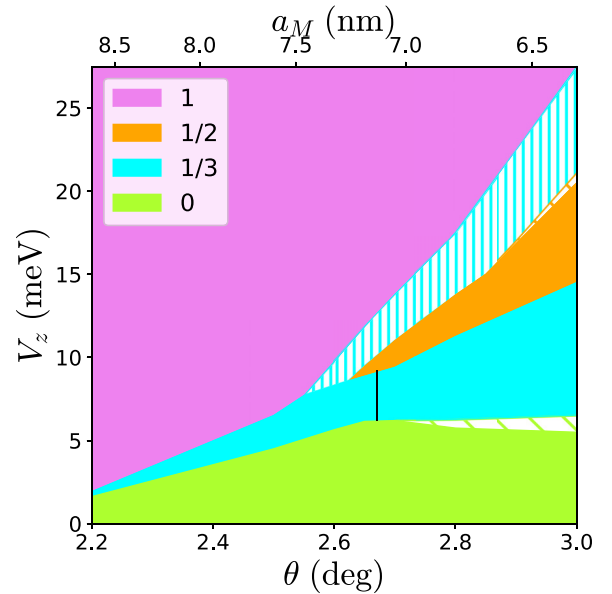


FIG. 7. The phase diagram of triangular-lattice double moirés at filling factor  $\nu = 1$  in the plane of displacement field  $V_z$  and twist angle  $\theta$ . Two moirés are laterally shifted by  $s = (\sqrt{3}/4, 0)a_M$  and vertically separated by  $d = 2$  nm. The solid filled regions represent states with no interlayer coherence, and different colors represent different layer polarizations  $P = (n_\uparrow - n_\downarrow)/(n_\uparrow + n_\downarrow)$ . The hatched regions represent supersolid states that break both layer- $U(1)$  and translational symmetries. At large twist angles with small  $s/d$ , the phase diagram maintains all phases of the perfectly aligned double moirés, except that the layer-coherent supersolid state between layer-incoherent  $P = 1/3$  crystal and  $P = 0$  stripe states is now replaced by a layer-coherent stripe state in the hatched green region. However, at small twist angles with large  $s/d$ , the  $P = 1/3$  stripe state has lower energy than the  $\sqrt{3} \times \sqrt{3}$  crystal state. These two layer-incoherent states, both with  $P = 1/3$ , are separated by a vertical solid black line.

moirés generically breaks the  $C_3$  rotation symmetry about the  $z$  axis and suppresses the  $C_3$ -symmetric dipole crystal states in Figs. 6(b) and 6(c). In contrast, stripe states are not  $C_3$  symmetric and are less susceptible to the rotation symmetry

breaking induced by the lateral shift. Since dipole crystals become energetically less favorable, their critical temperatures are expected to decrease with the lateral shift between two moirés.

- 
- [1] J. Eisenstein and A. MacDonald, Bose-Einstein condensation of excitons in bilayer electron systems, *Nature (London)* **432**, 691 (2004).
- [2] J. Eisenstein, Exciton condensation in bilayer quantum Hall systems, *Annu. Rev. Condens. Matter Phys.* **5**, 159 (2014).
- [3] Y. Cao, V. Fatemi, A. Demir, S. Fang, S. L. Tomarken, J. Y. Luo, J. D. Sanchez-Yamagishi, K. Watanabe, T. Taniguchi, E. Kaxiras *et al.*, Correlated insulator behaviour at half-filling in magic-angle graphene superlattices, *Nature (London)* **556**, 80 (2018).
- [4] Y. Cao, V. Fatemi, S. Fang, K. Watanabe, T. Taniguchi, E. Kaxiras, and P. Jarillo-Herrero, Unconventional superconductivity in magic-angle graphene superlattices, *Nature (London)* **556**, 43 (2018).
- [5] E. C. Regan, D. Wang, C. Jin, M. I. B. Utama, B. Gao, X. Wei, S. Zhao, W. Zhao, Z. Zhang, K. Yumigeta *et al.*, Mott and generalized Wigner crystal states in  $WSe_2/WS_2$  moiré superlattices, *Nature (London)* **579**, 359 (2020).
- [6] Y. Tang, L. Li, T. Li, Y. Xu, S. Liu, K. Barmak, K. Watanabe, T. Taniguchi, A. H. MacDonald, J. Shan *et al.*, Simulation of Hubbard model physics in  $WSe_2/WS_2$  moiré superlattices, *Nature (London)* **579**, 353 (2020).
- [7] Y. Xu, S. Liu, D. A. Rhodes, K. Watanabe, T. Taniguchi, J. Hone, V. Elser, K. F. Mak, and J. Shan, Correlated insulating states at fractional fillings of moiré superlattices, *Nature (London)* **587**, 214 (2020).
- [8] I. B. Spielman, J. P. Eisenstein, L. N. Pfeiffer, and K. W. West, Resonantly Enhanced Tunneling in a Double Layer Quantum Hall Ferromagnet, *Phys. Rev. Lett.* **84**, 5808 (2000).
- [9] M. Kellogg, J. P. Eisenstein, L. N. Pfeiffer, and K. W. West, Vanishing Hall Resistance at High Magnetic Field in a Double-Layer Two-Dimensional Electron System, *Phys. Rev. Lett.* **93**, 036801 (2004).
- [10] E. Tutuc, M. Shayegan, and D. A. Huse, Counterflow Measurements in Strongly Correlated GaAs Hole Bilayers: Evidence for Electron-Hole Pairing, *Phys. Rev. Lett.* **93**, 036802 (2004).
- [11] R. Bistritzer and A. H. MacDonald, Moiré bands in twisted double-layer graphene, *Proc. Natl. Acad. Sci. USA* **108**, 12233 (2011).
- [12] F. Wu, T. Lovorn, E. Tutuc, and A. H. MacDonald, Hubbard Model Physics in Transition Metal Dichalcogenide Moiré Bands, *Phys. Rev. Lett.* **121**, 026402 (2018).
- [13] M. Angeli and A. H. MacDonald,  $\Gamma$  valley transition metal dichalcogenide moiré bands, *Proc. Natl. Acad. Sci. USA* **118**, e2021826118 (2021).
- [14] L. Xian, M. Claassen, D. Kiese, M. M. Scherer, S. Trebst, D. M. Kennes, and A. Rubio, Realization of nearly dispersionless bands with strong orbital anisotropy from destructive interference in twisted bilayer  $MoS_2$ , *Nat. Commun.* **12**, 1 (2021).
- [15] J. Kuneš, Excitonic condensation in systems of strongly correlated electrons, *J. Phys.: Condens. Matter* **27**, 333201 (2015).
- [16] C. D. Batista, Electronic Ferroelectricity in the Falicov-Kimball Model, *Phys. Rev. Lett.* **89**, 166403 (2002).
- [17] T. Portengen, T. Östreich, and L. J. Sham, Theory of electronic ferroelectricity, *Phys. Rev. B* **54**, 17452 (1996).
- [18] C. D. Batista, J. E. Gubernatis, J. Bonča, and H. Q. Lin, Intermediate Coupling Theory of Electronic Ferroelectricity, *Phys. Rev. Lett.* **92**, 187601 (2004).
- [19] P. Farkašovský, Hartree-Fock study of electronic ferroelectricity in the Falicov-Kimball model with  $f$ - $f$  hopping, *Phys. Rev. B* **77**, 155130 (2008).
- [20] T. Kaneko, S. Ejima, H. Fehske, and Y. Ohta, Exact-diagonalization study of exciton condensation in electron bilayers, *Phys. Rev. B* **88**, 035312 (2013).
- [21] M. Holschneider and W. Selke, Biconical structures in two-dimensional anisotropic Heisenberg antiferromagnets, *Phys. Rev. B* **76**, 220405(R) (2007).
- [22] N. Yamashita, Field induced phase transitions in uniaxial antiferromagnets, *J. Phys. Soc. Jpn.* **32**, 610 (1972).
- [23] H. Matsuda and T. Tsuneto, Off-diagonal long-range order in solids, *Prog. Theor. Phys. Suppl.* **46**, 411 (1970).
- [24] K.-S. Liu and M. E. Fisher, Quantum lattice gas and the existence of a supersolid, *J. Low Temp. Phys.* **10**, 655 (1973).
- [25] A. D. Bruce and A. Aharony, Coupled order parameters, symmetry-breaking irrelevant scaling fields, and tetracritical points, *Phys. Rev. B* **11**, 478 (1975).
- [26] D. Yamamoto, A. Masaki, and I. Danshita, Quantum phases of hardcore bosons with long-range interactions on a square lattice, *Phys. Rev. B* **86**, 054516 (2012).
- [27] B. Capogrosso-Sansone, C. Trefzger, M. Lewenstein, P. Zoller, and G. Pupillo, Quantum Phases of Cold Polar Molecules in 2D Optical Lattices, *Phys. Rev. Lett.* **104**, 125301 (2010).
- [28] J. Hubbard, Generalized Wigner lattices in one dimension and some applications to tetracyanoquinodimethane (TCNQ) salts, *Phys. Rev. B* **17**, 494 (1978).
- [29] M. E. Fisher and W. Selke, Infinitely Many Commensurate Phases in a Simple Ising Model, *Phys. Rev. Lett.* **44**, 1502 (1980).
- [30] P. Bak and R. Bruinsma, One-Dimensional Ising Model and the Complete Devil's Staircase, *Phys. Rev. Lett.* **49**, 249 (1982).
- [31] N. Morales-Durán, N. C. Hu, P. Potasz, and A. H. MacDonald, Non-Local Interactions in Moiré Hubbard Systems, *Phys. Rev. Lett.* **128**, 217202 (2022).
- [32] D. Yamamoto, G. Marmorini, and I. Danshita, Quantum Phase Diagram of the Triangular-Lattice XXZ Model in a Magnetic Field, *Phys. Rev. Lett.* **112**, 127203 (2014).
- [33] D. Sellmann, X.-F. Zhang, and S. Eggert, Phase diagram of the antiferromagnetic XXZ model on the triangular lattice, *Phys. Rev. B* **91**, 081104(R) (2015).
- [34] R. Côté, L. Brey, and A. H. MacDonald, Broken-symmetry ground states for the two-dimensional electron gas in a double-quantum-well system, *Phys. Rev. B* **46**, 10239 (1992).
- [35] X. M. Chen and J. J. Quinn, Correlated charge-density-wave states of double-quantum-well systems in a strong magnetic field, *Phys. Rev. B* **45**, 11054 (1992).

- [36] L. Brey, Energy Spectrum and Charge-Density-Wave Instability of a Double Quantum Well in a Magnetic Field, *Phys. Rev. Lett.* **65**, 903 (1990).
- [37] J. Schliemann, S. M. Girvin, and A. H. MacDonald, Strong Correlation to Weak Correlation Phase Transition in Bilayer Quantum Hall Systems, *Phys. Rev. Lett.* **86**, 1849 (2001).
- [38] M. Maik, P. Hauke, O. Dutta, J. Zakrzewski, and M. Lewenstein, Quantum spin models with long-range interactions and tunnelings: A quantum Monte Carlo study, *New J. Phys.* **14**, 113006 (2012).
- [39] N. C. Hu and A. H. MacDonald, Competing magnetic states in transition metal dichalcogenide moiré materials, *Phys. Rev. B* **104**, 214403 (2021).
- [40] H. Pan, F. Wu, and S. Das Sarma, Quantum phase diagram of a Moiré-Hubbard model, *Phys. Rev. B* **102**, 201104(R) (2020).
- [41] J. Zang, J. Wang, J. Cano, and A. J. Millis, Hartree-Fock study of the moiré Hubbard model for twisted bilayer transition metal dichalcogenides, *Phys. Rev. B* **104**, 075150 (2021).
- [42] Y.-H. Zhang, D. N. Sheng, and A. Vishwanath, SU(4) Chiral Spin Liquid, Exciton Supersolid, and Electric Detection in Moiré Bilayers, *Phys. Rev. Lett.* **127**, 247701 (2021).
- [43] Y.-H. Zhang, Doping a Mott insulator with excitons in moiré bilayer: Fractional superfluid, neutral Fermi surface and Mott transition, [arXiv:2204.10937](https://arxiv.org/abs/2204.10937).
- [44] A closely related system is near- $60^\circ$ -twisted TMD homobilayers [56] in which interlayer tunneling is suppressed.
- [45] S. Carr, C. Li, Z. Zhu, E. Kaxiras, S. Sachdev, and A. Kruchkov, Ultraheavy and ultrarelativistic Dirac quasiparticles in sandwiched graphenes, *Nano Lett.* **20**, 3030 (2020).
- [46] F. Hébert, G. G. Batrouni, R. T. Scalettar, G. Schmid, M. Troyer, and A. Dorneich, Quantum phase transitions in the two-dimensional hardcore boson model, *Phys. Rev. B* **65**, 014513 (2001).
- [47] G. Schmid, S. Todo, M. Troyer, and A. Dorneich, Finite-Temperature Phase Diagram of Hard-Core Bosons in Two Dimensions, *Phys. Rev. Lett.* **88**, 167208 (2002).
- [48] J. Jordan, R. Orús, and G. Vidal, Numerical study of the hardcore Bose-Hubbard model on an infinite square lattice, *Phys. Rev. B* **79**, 174515 (2009).
- [49] I. Hen, M. Iskin, and M. Rigol, Phase diagram of the hardcore Bose-Hubbard model on a checkerboard superlattice, *Phys. Rev. B* **81**, 064503 (2010).
- [50] Most physical boson systems have negative hopping parameters, corresponding to ferromagnetic in-plane coupling  $J^\perp < 0$  in the spin model. The antiferromagnetic pseudospin coupling in our system leads to frustration and richer phase diagrams that do not exist in most boson systems.
- [51] T. Matsubara and H. Matsuda, A lattice model of liquid helium, I, *Prog. Theor. Phys.* **16**, 569 (1956).
- [52] J. Gu, L. Ma, S. Liu, K. Watanabe, T. Taniguchi, J. C. Hone, J. Shan, and K. F. Mak, Dipolar excitonic insulator in a moiré lattice, *Nat. Phys.* **18**, 395 (2022).
- [53] Z. Zhang, E. C. Regan, D. Wang, W. Zhao, S. Wang, M. Sayyad, K. Yumigeta, K. Watanabe, T. Taniguchi, S. Tongay *et al.*, Correlated interlayer exciton insulator in double layers of monolayer WSe<sub>2</sub> and moiré WS<sub>2</sub>/WSe<sub>2</sub>, *Nat. Phys.* (2022), doi: [10.1038/s41567-022-01702-z](https://doi.org/10.1038/s41567-022-01702-z).
- [54] Y. Zeng, Z. Xia, R. Dery, K. Watanabe, T. Taniguchi, J. Shan, and K. F. Mak, Exciton density waves in coulomb-coupled dual moiré lattices, [arXiv:2205.07354](https://arxiv.org/abs/2205.07354).
- [55] J. Kang and O. Vafek, Non-Abelian Dirac node braiding and near-degeneracy of correlated phases at odd integer filling in magic-angle twisted bilayer graphene, *Phys. Rev. B* **102**, 035161 (2020).
- [56] Y. Xu, K. Kang, K. Watanabe, T. Taniguchi, K. F. Mak, and J. Shan, Tunable bilayer Hubbard model physics in twisted WSe<sub>2</sub>, *Nat. Nanotechnol.* **17**, 934 (2022).