





Self-averaging in many-body quantum systems out of equilibrium: Approach to the localized phaseE. Jonathan Torres-Herrera ¹, Giuseppe De Tomasi,^{2,3} Mauro Schiulaz ⁴, Francisco Pérez-Bernal ⁵ and Lea F. Santos ⁴¹*Instituto de Física, Benemérita Universidad Autónoma de Puebla, Apt. Postal J-48, Puebla, 72570, Mexico*²*T.C.M. Group, Cavendish Laboratory, JJ Thomson Avenue, Cambridge CB3 0HE, United Kingdom*³*Max-Planck-Institut für Physik komplexer Systeme, Nöthnitzer Straße 38, 01187-Dresden, Germany*⁴*Department of Physics, Yeshiva University, New York City, New York 10016, USA*⁵*Dep. CC. Integradas y Centro de Estudios Avanzados en Física, Matemáticas y Computación. Fac. CC. Experimentales, Universidad de Huelva, Huelva 21071, and Instituto Carlos I de Física Teórica y Computacional, Universidad de Granada, Granada 18071, Spain*

(Received 1 May 2020; revised 9 September 2020; accepted 9 September 2020; published 23 September 2020)

The self-averaging behavior of interacting many-body quantum systems has been mostly studied at equilibrium. The present paper addresses what happens out of equilibrium, as the increase of the strength of on-site disorder takes the system to the localized phase. We consider two local and two nonlocal quantities of great experimental and theoretical interest. In the delocalized phase, self-averaging depends on the observable and on the timescale, but the picture simplifies substantially when localization is reached. In the localized phase, the local observables become self-averaging at all times while the nonlocal quantities are throughout non-self-averaging. These behaviors are explained and scaling analysis is provided using the ℓ -bit model and a toy model.

DOI: [10.1103/PhysRevB.102.094310](https://doi.org/10.1103/PhysRevB.102.094310)**I. INTRODUCTION**

A central question in studies of disordered systems is whether self-averaging holds or not [1]. A quantity is self-averaging when the ratio between its variance over disorder realizations and the square of its average decreases with system size [2–10]. This implies that the number of samples used in an experiment or statistical analyses can be reduced as the system size increases. It also means that in the thermodynamic limit, the quantity's behavior does not depend on the particular disorder realization used. If self-averaging does not hold, averages over large sets of random realizations are needed no matter how large the system is.

The analysis of self-averaging is commonly done in association with studies of normal and anomalous diffusion [11–14] and transitions into the spin-glass state [5,15,16]. Various quantities have been investigated, from susceptibility, specific heat, conductance, and free energy to entanglement entropy. At critical points, self-averaging is usually absent [2–9,17–19].

The present paper focuses on the self-averaging properties of interacting many-body quantum systems with on-site disorder. In one dimension, these systems exhibit two regimes, a delocalized phase when the disorder strength is smaller than the interaction strength and a localized phase reached when the disorder strength exceeds a critical point [20–24]. The phenomenon of many-body localization has been intensely examined, but several questions remain open, including the exact value of the critical point [25].

In the delocalized phase where the system is chaotic, the spectrum shows level statistics as in full random matrices. In this phase, one often assumes that self-averaging holds, so as the system size increases, one reduces the number of

disorder realizations used in numerical simulations. More care is usually taken in the vicinity of the transition to the localized phase, for which several discussions exist about the lack of self-averaging [26–29]. Most of these works address self-averaging behavior at equilibrium. The few papers that target self-averaging properties out of equilibrium include studies about spin-spin correlations [30], reduced density matrices of embedded quantum systems [31], and driven systems [10,32]. There are also studies about the lack of self-averaging of the two-level form factor [33–36], which is not an actual dynamical quantity, but an alternative to analyze spectral properties in the time domain

When we first approached the subject of self-averaging, our goal was to analyze what happens to the self-averaging behavior of interacting many-body quantum systems out of equilibrium. The plan was to investigate how the behavior of different quantities and at different disorder strengths might depend on the timescales. To our surprise, we found analytically and confirmed numerically that even in the chaotic regime, some quantities are non-self-averaging. Our first paper was then entirely dedicated to the chaotic regime [37], using for this a fixed value of the disorder strength.

We now come back to our original goal and investigate the self-averaging properties of an interacting spin model out of equilibrium as the disorder strength increases and the system approaches a many-body localized phase. We consider four quantities that have been extensively studied in nonequilibrium quantum dynamics: survival probability, inverse participation ratio, spin autocorrelation function, and connected spin-spin correlation function. The first two are nonlocal quantities in real space and the last two are local observables. The spin autocorrelation function is equivalent to the density imbalance used in experiments with cold atoms

[38] and the connected spin-spin correlation function is measured in experiments with ion traps [39].

In the chaotic regime, the results are nontrivial and highly dependent on the quantity and timescale [37]. The same quantity may be non-self-averaging at short times, but self-averaging at long times, or vice versa. As the disorder strength increases and the system approaches localization, the crossing point for the opposing behaviors gets postponed to ever longer times. In the localized phase, the general picture becomes rather simple: The local quantities are self-averaging at any timescale and the nonlocal quantities are non-self-averaging at all times.

We present numerical results and justifications for the changes that take place in the self-averaging behavior as the disorder strength grows. For the many-body localized phase, we use the ℓ -bits model to show that the relative variances of the local observables are proportional to the reciprocal of the system size. This effective model represents a mapping of the interacting many-body system into an integrable system with an extensive number of integrals of motion [40–43]. We also employ a toy model to explain why the relative variance of the global quantities grow exponentially with system size. Both models allow us to access system sizes much larger than those reachable with the exact diagonalization of the original spin Hamiltonian.

The paper is organized as follows. Self-averaging is defined in Sec. II, where we present also the Hamiltonian, initial states, observables, ℓ -bit model, and toy model. The next four sections, Secs. III, IV, V, and VI, are then dedicated to the dependence of the relative variance of the four quantities considered on the disorder strength and on time. The first paragraph in each one of these sections summarizes the main findings. A reader interested only in the results for the many-body localized phase and the scaling analysis obtained with the ℓ -bit model may skip directly to Sec. VII. Conclusions are given in Sec. VIII.

II. SELF-AVERAGING, MODEL, AND OBSERVABLES

This section defines self-averaging and the quantities and spin Hamiltonian studied. It also presents the models used to describe the localized phase, the ℓ bits, and a toy model.

A. Self-averaging

A quantity O is self-averaging when its relative variance, which corresponds to the ratio between its variance σ_O^2 over disorder realizations and the square of its mean, that is,

$$\mathcal{R}_O(t) = \frac{\sigma_O^2(t)}{\langle O(t) \rangle^2} = \frac{\langle O^2(t) \rangle - \langle O(t) \rangle^2}{\langle O(t) \rangle^2} \quad (1)$$

goes to zero as the system size L increases. The notation $\langle \cdot \rangle$ in the equation above indicates average over disorder realizations, and in our case, it also includes the average over initial states. These states are taken in a very narrow window of energy around the center of the spectrum. The decrease of the relative variance with L implies that in the thermodynamic limit, the sample to sample fluctuations vanish.

Strong self-averaging refers to the case where $\mathcal{R}_O(t) \sim L^{-1}$ and weak self-averaging means that $\mathcal{R}_O(t) \sim L^{-\nu}$ with

$0 < \nu < 1$. In many-body quantum systems, where the initial state can eventually spread over an exponentially large many-body Hilbert space, one can also encounter what we call super self-averaging, when the relative variance decreases exponentially with the system size [37].

The question addressed by the standard definition of self-averaging in Eq. (1) is whether the variance of the quantity O goes to zero faster than $\langle O(t) \rangle^2$. The square of the mean value serves as a reference to determine whether the variance is large or small. If the mean value is exactly zero, independent of the system size, then the analysis of self-averaging should be done based on the value of the variance only, not the ratio. In our case, none of the quantities considered have mean zero, but they might approach zero at long times as the system size increases, so Eq. (1) is the proper measure to use.

We emphasize that self-averaging is a concept intrinsically related with the presence of randomness in the Hamiltonian. The relative variance, $\mathcal{R}_O(t)$, that we study here involves averages over disorder realizations. This is different from relative variances involving temporal averages,

$$\mathcal{T}_O = \frac{\overline{O^2} - \bar{O}^2}{\bar{O}^2}, \quad (2)$$

where

$$\bar{O} = \lim_{T \rightarrow \infty} \frac{1}{T} \int_0^T O(t) dt. \quad (3)$$

While $\mathcal{R}_O(t)$ depends on time, \mathcal{T}_O is time independent and may be obtained for a single realization. \mathcal{T}_O has been employed in studies of equilibration and thermalization [44–49], and also many-body localization [43,50].

Equilibration happens after the relaxation time t_R , when the dynamics finally saturates and the observable simply fluctuates around its infinite time average \bar{O} [44–49,51]. At these large timescales, $t > t_R$, one may expect $\mathcal{R}_O(t)$ at a fixed t to coincide with \mathcal{T}_O when the system is chaotic, due to ergodicity. Whether a relationship between $\mathcal{R}_O(t > t_R)$ and \mathcal{T}_O might exist also for larger disorder strengths is a question worth investigation.

B. Hamiltonian and initial state

We study a one-dimensional spin-1/2 model with local two-body interactions and on-site disorder. The Hamiltonian is given by

$$H = H_h + H_{XXZ}, \quad (4)$$

where

$$H_h = J \sum_{k=1}^L h_k S_k^z, \\ H_{XXZ} = J \sum_{k=1}^L (S_k^x S_{k+1}^x + S_k^y S_{k+1}^y + \Delta S_k^z S_{k+1}^z). \quad (5)$$

Above, $\hbar = 1$, $S_k^{x,y,z}$ are the spin operators on site k , L is the size of the chain, which has periodic conditions, Δ is the interaction strength and J sets the energy scale. We fix $\Delta = 1$, unless otherwise stated. The Zeeman splitting on each site is Jh_k , where h_k are independent random numbers uniformly

distributed in $[-h, h]$ and h is the disorder strength. The total magnetization in the z direction is conserved. We work in the largest subspace, which has zero total z magnetization and dimension $D = L!/(L/2)!^2 \sim \sqrt{2/\pi}(2^L/\sqrt{L})$.

The model is integrable when $h = 0$. It becomes chaotic for $0 < h \lesssim 1$, due to the interplay between disorder and the Ising interaction $S_k^z S_{k+1}^z$. It approaches a many-body localized phase as h increases [20,22–24,52–55], which happens when the disorder is larger than a critical value, $h > h_c \sim 4$ [25,53,55].

We denote the eigenstates of H_h by $|n\rangle$ and the eigenstates and eigenvalues of H by $|\alpha\rangle$ and E_α , respectively. The initial state $|\Psi(0)\rangle$ that we choose is an eigenstate of H_h with energy very close to the center of the spectrum,

$$E_0 = \langle \Psi(0) | H | \Psi(0) \rangle = \sum_{\alpha} |c_{\alpha}^0|^2 E_{\alpha} \sim 0, \quad (6)$$

where $c_{\alpha}^0 = \langle \alpha | \Psi(0) \rangle$.

In our plots, we perform averages over $0.01D$ initial states with $E_0 \sim 0$ and $10^4/(0.01D)$ disorder realizations, so that the total amount of data is 10^4 .

C. ℓ -bit model

Dephasing and dissipation are nonexistent in the localized phase of noninteracting systems but, in interacting systems, dephasing is present and responsible for the logarithmic growth of the entanglement entropy [56,57]. Just as in the noninteracting case, all eigenstates are still localized and defined through a set of (almost) local integrals of motion $\{\tilde{\tau}_k\}$. The corresponding operators $\{\tilde{\sigma}_k\}$ are adiabatically connected to the original spin operators $\{\tilde{\sigma}_k\}$ through a sequence of quasiloocal unitary transformations [40,41,58] and are referred to as pseudospins or ℓ bits. The interaction couples the integrals of motion, giving rise to the dephasing mechanism responsible for the entanglement growth and quantum information propagation [43,56,57].

The Hamiltonian of the ℓ -bit model describes the interacting system in the many-body localized phase and is given by

$$H_{\ell\text{bits}} = \sum_k \mathcal{J}_k^{(1)} \tau_k^z + \sum_{k,l} \mathcal{J}_{k,l}^{(2)} \tau_k^z \tau_l^z + \dots, \quad (7)$$

where $\mathcal{J}_k^{(1)}$ is associated with the random fields and the coupling parameters $\mathcal{J}_{k,l}^{(n \geq 2)}$ fall off exponentially with the distance between the sites. Building the integrals of motion of this Hamiltonian is not trivial. To circumvent the difficulties, an efficient method was proposed in Ref. [43]. The basic idea is to resort to the limit of weak interaction and strong disorder, where the higher order terms of $H_{\ell\text{bits}}$ can be neglected and the integrals of motion of the noninteracting limit can be used. We summarize the main steps below, but for more details, see Ref. [43].

Using the Jordan-Wigner transformation, the Hamiltonian H in Eq. (4) can be rewritten in terms of interacting spinless fermions up to boundary terms, and in the localized phase, the boundary effects are exponentially small in system size. We

have

$$H_{\text{JW}} = \frac{J}{2} \sum_k (c_{k+1}^{\dagger} c_k + c_k^{\dagger} c_{k+1} + 2h_k \tilde{n}_k) + J\Delta \sum_k \tilde{n}_k \tilde{n}_{k+1}, \quad (8)$$

where c_k^{\dagger} (c_k) is the creation (annihilation) fermionic operator at site k and $\tilde{n}_k = c_k^{\dagger} c_k - \frac{1}{2}$. In the weakly interacting limit ($\Delta/h \ll 1$), as a first approximation, the integrals of motion can be approximated by those of the noninteracting case. We neglect all terms in H_{JW} that do not commute with the Anderson integrals of motion (more details in Ref. [43]). Recall that for $\Delta = 0$, the system is Anderson localized and its exact integrals of motion are given by $a_k^{\dagger} a_k$, where a_k^{\dagger} (a_k) is the creation (annihilation) operator for a single-particle Anderson eigenstate ϕ_k with eigenvalue ϵ_k . Thus, we obtain the following effective ℓ -bit Hamiltonian:

$$H_{\text{eff}} = J \sum_k \epsilon_k a_k^{\dagger} a_k + J \sum_{l,k} S_{l,k} a_l^{\dagger} a_l a_k^{\dagger} a_k, \quad (9)$$

where $S_{l,k} = J\Delta \sum_x [|\phi_l(x)|^2 |\phi_k(x+1)|^2 - \phi_l(x)\phi_l(x+1)\phi_k(x)\phi_k(x+1)]$. Since the single-particle wave functions are localized, we have $S_{l,k} \sim e^{-d(l,k)/\xi}$, where $d(l,k)$ is the distance between the centers of localization of ϕ_l and ϕ_k and ξ is the localization length.

The strength of this approach relies on its efficiency, since the dynamics can be computed using free-fermion techniques. The computational resources to compute the time evolution of local observables or correlation functions scale only polynomially with L [43,59,60]. Furthermore, in the limit of weak interactions, this method does not give just a qualitative description of the dynamics, but also a quantitative one, meaning that the relative error with respect to the exact dynamics is bounded in time [43,60].

D. Toy model

The onset of many-body localization was formally, under some mild assumptions about the energy spectral statistics, shown for the following Hamiltonian [58]: $H = J \sum_{k=1}^L h_k S_k^z + J \sum_{k=1}^L \xi_k S_k^x + J \sum_{k=1}^L j_k S_k^z S_{k+1}^z$, where h_k , ξ_k and j_k are random variables, that is, the model has random field, random transverse field, and random interactions. This model was also employed recently in discussions about the existence of the localized phase in Ref. [61] but it is hard to analyze, so we consider here its noninteracting limit by setting $j_k = 0$. Localization in this case becomes trivial and a tensor product basis of eigenstates can be constructed. We use this limit with $\xi_k = 1$,

$$H_{\text{toy}} = J \sum_{k=1}^L h_k S_k^z + J \sum_{k=1}^L S_k^x, \quad (10)$$

as a toy model for the analysis of our results in the localized phase. This is partially similar to assuming that $\mathcal{J}_{k,l}^{(2)} = 0$ in Eq. (7) and it is particularly convenient for studying the global quantities. Both H_{eff} and H_{toy} are employed in Sec. VII, which is dedicated to the localized phase.

E. Quantities

We investigate the self-averaging behavior of two nonlocal quantities in real space, the survival probability and the inverse participation ratio, and two local experimental observables, the spin autocorrelation function and the connected spin-spin correlation function.

1. Survival probability

The survival probability gives the probability to find the initial state later in time:

$$P_S(t) = |\langle \Psi(0) | e^{-iHt} | \Psi(0) \rangle|^2 = \left| \sum_{\alpha} |c_{\alpha}^0|^2 e^{-iE_{\alpha}t} \right|^2. \quad (11)$$

It is a nonlocal quantity in space and also in time. This autocorrelation function has been broadly studied since the beginning of quantum mechanics [62–78] and is now analyzed experimentally as well [79]. It can be written in an integral form as

$$P_S(t) = \left| \int \rho_0(E) e^{-iEt} dt \right|^2, \quad (12)$$

where

$$\rho_0(E) = \sum_{\alpha} |c_{\alpha}^0|^2 \delta(E - E_{\alpha}) \quad (13)$$

is the energy distribution of the initial state. The square of the width of $\rho_0(E)$,

$$\Gamma^2 = \sum_{n \neq 0} | \langle n | H | \Psi(0) \rangle |^2, \quad (14)$$

depends on the number of states $|n\rangle$ directly coupled to the initial state, which is $\propto L$ for our spin model. In Eq. (14), $n \neq 0$ indicates that the sum is over all eigenstates of H_h , except for the initial state.

According to Eq. (11), at times beyond the saturation of the dynamics, that is, for $t > t_R$, the survival probability for each disorder realization fluctuates around its infinite-time average,

$$\overline{P_S} = \sum_{\alpha} |c_{\alpha}^0|^4, \quad (15)$$

if the system does not have many degeneracies.

2. Inverse participation ratio

The inverse participation ratio quantifies the spread of the initial state in the many-body Hilbert space defined by the states $|n\rangle$ [80]. It can be written as an out-of-time order correlator where the operators are projection operators [81]. It is given by

$$\text{IPR}(t) = \sum_n | \langle n | e^{-iHt} | \Psi(0) \rangle |^4. \quad (16)$$

At short times, the evolved state is still very close to $|\Psi(t)\rangle$ and the behavior of $\text{IPR}(t)$ is very similar to the square of the survival probability. This changes as $|\Psi(t)\rangle$ spreads over many states $|n\rangle$, not only those directly coupled with $|\Psi(0)\rangle$.

3. Spin autocorrelation function

The spin autocorrelation function measures how close the spin configuration in the z direction at a time t is to the initial spin configuration:

$$I(t) = \frac{4}{L} \sum_{k=1}^L \langle \Psi(0) | S_k^z e^{iHt} S_k^z e^{-iHt} | \Psi(0) \rangle. \quad (17)$$

This quantity is similar to the density imbalance between even and odd sites measured in experiments with cold atoms [38].

Using Eq. (17), we can show that at times beyond the saturation of the dynamics, $t > t_R$, the spin autocorrelation function fluctuates around the value:

$$\begin{aligned} \bar{I} &= \overline{P_S} + \frac{4}{L} \sum_{k=1}^L \langle \Psi(0) | S_k^z | \Psi(0) \rangle \\ &\times \sum_{\alpha} |c_{\alpha}^0|^2 \sum_{n \neq 0} |c_{\alpha}^n|^2 \langle n | S_k^z | n \rangle. \end{aligned} \quad (18)$$

4. Connected spin-spin correlation function

The connected spin-spin correlation function is given by

$$\begin{aligned} C(t) &= \frac{4}{L} \sum_k [\langle \Psi(t) | S_k^z S_{k+1}^z | \Psi(t) \rangle \\ &- \langle \Psi(t) | S_k^z | \Psi(t) \rangle \langle \Psi(t) | S_{k+1}^z | \Psi(t) \rangle] \end{aligned} \quad (19)$$

and is measured in experiments with ion traps [39]. The initial states considered here are noncorrelated product states in the z direction, so $C(0) = 0$. As the system evolves, $C(t)$ quantifies the average growth of correlations between neighboring sites.

III. SURVIVAL PROBABILITY

In the chaotic regime, the survival probability is not self-averaging at any timescale [37]. This was shown analytically by evolving $P_S(t)$ with full random matrices. Based on numerical results for all times and analytical results for short and long times, we verified that the same is true also for the disordered chaotic spin model [37]. As we now show, the survival probability remains non-self-averaging at all times as the disorder strength increases and the system approaches localization, but differences exist. One worth pointing out is that after saturation, while the relative variance of $P_S(t)$ is constant in the chaotic regime, specifically $\mathcal{R}_{P_S}(t > t_R) \sim 1$, it grows with L in the localized phase.

A. Short times: $t < \Gamma^{-1}$

The expansion for short times gives $\mathcal{R}_{P_S}(t < \Gamma^{-1}) = \sigma_{\Gamma^2}^2 t^4 + \mathcal{O}(t^6)$, where $\sigma_{\Gamma^2}^2 = \langle \Gamma^4 \rangle - \langle \Gamma^2 \rangle^2$. This result is independent of the disorder strength, because according to Eq. (14), Γ^2 depends only on the off-diagonal elements of H written in the product states, while disorder enters in the diagonal elements. This implies that the relative variance of P_S increases linearly with system size for any (reasonable value of the) disorder strength:

$$\mathcal{R}_{P_S}(t < \Gamma^{-1}) \propto J^4 t^4 L. \quad (20)$$

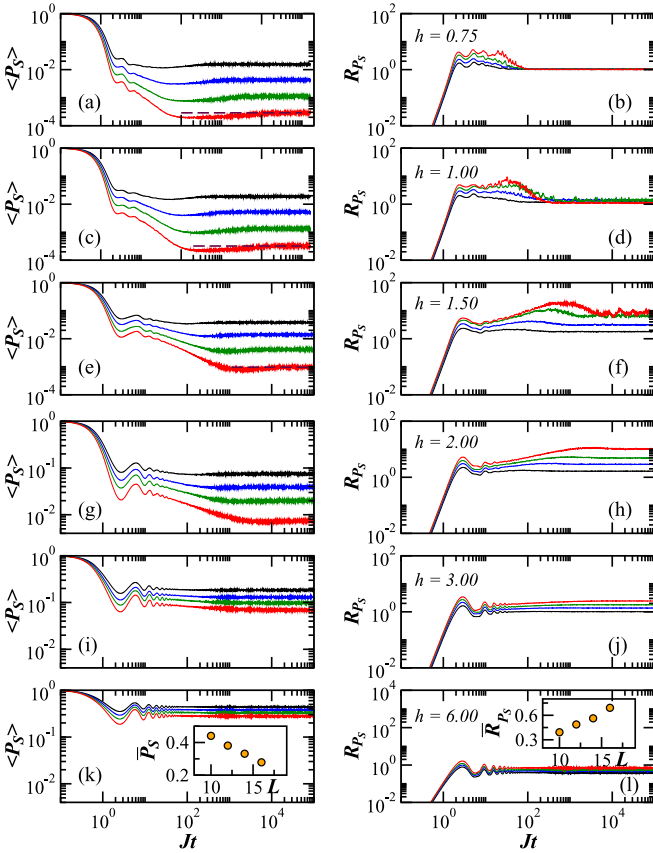


FIG. 1. Left panels: Mean value of the survival probability. Right panels: Relative variance of the survival probability. The values of the disorder strength are indicated on the panels, they increase from the top to the bottom panel. The curves correspond to system sizes $L = 10$ (black), 12 (blue), 14 (green), and 16 (red). The horizontal dashed line in Figs. 1(a), 1(c) and 1(e) indicates the saturation point, $\sum_{\alpha} |c_{\alpha}^0|^4$ [Eq. (15)], for $L = 16$.

This is indeed what we see in Fig. 1, where we show the mean of the survival probability on the left panels and its relative variance on the right panels for six values of the disorder strength, from the top to the bottom panel: $h = 0.75, 1, 1.5, 2, 3$ and 6 . The value $h = 0.75$ represents the chaotic region and it was studied in Ref. [37]. For $h = 6$, the system is already in the localized phase. There is no difference in the behavior of $\mathcal{R}_{P_S}(t)$ at short times for the different disorder strengths.

B. Long times: $t > t_R$

To compute the relative variance after saturation, $\mathcal{R}_{P_S}(t > t_R)$, we need $\langle P_S(t > t_R) \rangle$ and $\langle P_S^2(t > t_R) \rangle$. At long times, the first term on the right hand side of the equation

$$\langle P_S(t > t_R) \rangle = \left\langle \sum_{\alpha \neq \beta} |c_{\alpha}^0|^2 |c_{\beta}^0|^2 e^{-i(E_{\alpha} - E_{\beta})t} \right\rangle + \left\langle \sum_{\alpha} |c_{\alpha}^0|^4 \right\rangle$$

cancels out in the absence of many degeneracies, so

$$\langle P_S(t > t_R) \rangle = \left\langle \sum_{\alpha} |c_{\alpha}^0|^4 \right\rangle. \quad (21)$$

In the equation for

$$\langle P_S^2(t > t_R) \rangle = \left\langle \sum_{\alpha, \beta, \gamma, \delta} |c_{\alpha}^0|^2 |c_{\beta}^0|^2 |c_{\gamma}^0|^2 |c_{\delta}^0|^2 e^{-i(E_{\alpha} - E_{\beta} + E_{\gamma} - E_{\delta})t} \right\rangle,$$

the terms that do not average out are $\alpha = \beta, \gamma = \delta, \alpha \neq \delta$, also $\alpha = \delta, \beta = \gamma, \alpha \neq \beta$, and $\alpha = \beta = \gamma = \delta$. Therefore,

$$\langle P_S^2(t > t_R) \rangle = 2 \left\langle \sum_{\alpha \neq \beta} |c_{\alpha}^0|^4 |c_{\beta}^0|^4 \right\rangle + \left\langle \sum_{\alpha} |c_{\alpha}^0|^8 \right\rangle$$

and

$$\mathcal{R}_{P_S}(t > t_R) = \frac{2 \left(\left\langle \sum_{\alpha} |c_{\alpha}^0|^4 \right\rangle^2 \right) - \left\langle \sum_{\alpha} |c_{\alpha}^0|^4 \right\rangle^2 - \left\langle \sum_{\alpha} |c_{\alpha}^0|^8 \right\rangle}{\left\langle \sum_{\alpha} |c_{\alpha}^0|^4 \right\rangle^2}. \quad (22)$$

In the chaotic regime, the eigenstates away from the edges of the spectrum, and thus also our initial states, are similar to the eigenstates from full random matrices, that is, they are approximately normalized random vectors. This means that the coefficients c_{α}^0 are nearly random numbers from a Gaussian distribution with the constraint $\sum_{\alpha} |c_{\alpha}^0|^2 = 1$, in other words, $|c_{\alpha}^0|^2 \sim 1/D$. This implies that $\langle P_S(t > t_R) \rangle \propto 1/D$, as seen in Fig. 1(a). Due to the uniformization of the components of the initial state,

$$\mathcal{R}_{P_S}(t > t_R) \simeq 1, \quad (23)$$

as seen in Fig. 1(b). This implies that the long-time relative variance of the survival probability is independent of the system size and this quantity is thus non-self-averaging.

As the disorder strength increases above 1, $\langle P_S(t > t_R) \rangle$ grows and $\mathcal{R}_{P_S}(t > t_R)$ becomes dependent on the system size, reaching values even larger than 1, as, e.g., for $h = 2$ in Fig. 1(h). This is expected, since by increasing h above 1, the eigenstates distance themselves from those of full random matrices, correlations build up between their components, and thus the fluctuations of $P_S(t)$ at long times should increase. At first sight, these results suggest the onset of multifractal eigenstates [82–85], meaning that they do not span homogeneously the entire Hilbert space, but only a vanishing portion of the full Hilbert space, so $\langle P_S(t > t_R) \rangle \propto D^{-\gamma}$ with $0 < \gamma < 1$. However, multifractality at intermediate disorder strengths, $1 < h < h_c$, has been challenged in Ref. [54], where system sizes up to $L = 24$ were considered.

In the many-body localized phase, on the other hand, it has been argued that the eigenstates are indeed multifractal [54,55]. This should imply $\langle P_S(t > t_R) \rangle \propto D^{-\gamma}$ and the exponential growth of $\mathcal{R}_{P_S}(t > t_R)$ with L . With the few numerical points in the insets of Figs. 1(k) and 1(l), it is not possible to confirm that. In fact, one cannot even exclude linear scalings with L , that is $\langle P_S(t > t_R) \rangle \propto 1/L$ and $\mathcal{R}_{P_S}(t > t_R) \propto L$. Results better aligned with the expectation of multifractality are obtained with the toy model Eq. (10), as discussed in Sec. VII.

Independently of the region where multifractality emerges and on the proper scaling of $\langle P_S(t > t_R) \rangle$ and $\mathcal{R}_{P_S}(t > t_R)$, it is unquestionable that in the localized phase, the survival

probability after saturation remains non-self-averaging, but now at an even stronger sense that in the chaotic regime.

C. Intermediate times: $\Gamma^{-1} < t < t_R$

At intermediate times, $\Gamma^{-1} < t < t_R$, one sees that the oscillations observed in the evolution of $\langle P_S(t) \rangle$ get reflected in oscillations for $\mathcal{R}_{P_S}(t)$ as well. The envelope of the oscillations of $\langle P_S(t) \rangle$ follow a power-law decay [86,87]. In the chaotic region, this power-law behavior is in part caused by the presence of the edges of the spectrum [78,86,87], where the eigenstates are not chaotic. Beyond chaos, the power-law decay is caused by correlations between the components of the eigenstates [83,84]. The absence of chaotic states in both scenarios is a possible justification for the values of $\mathcal{R}_{P_S}(t)$ above 1 seen for times $t \sim 10J^{-1}$.

Another interesting feature appears after the power-law decay of $\langle P_S(t) \rangle$ and before saturation. When the eigenvalues have some degree of correlation, be it in the chaotic regime or in the intermediate region between chaos and localization, $\langle P_S(t) \rangle$ shows a dip below the saturation point (\bar{P}_S), which is known as correlation hole [88]. In Figs. 1(a), 1(c) and 1(e), the dip is clearly seen below the horizontal dashed line that marks \bar{P}_S . For reasons explained in Ref. [89], we call Thouless time [90] the time to reach the minimum of the correlation hole and denote it by t_{Th} . This is the point where the dynamics resolve the discreteness of the spectrum and detect spectral correlations.

The correlation hole becomes less deep [91] and t_{Th} is postponed to longer times [89] as h increases and the correlations between the eigenvalues die off [cf. Figs. 1(a), 1(c) and 1(e)]. In the chaotic regime, there is no difference in the behavior of $\mathcal{R}_{P_S}(t)$ during or after the correlation hole [cf. Figs. 1(a) and 1(b)]. During this entire interval, $t_{Th} < t < t_R$, the dynamics depend only on the eigenvalues and no longer on the components of the initial state. However, in the intermediate regime, such as for $h = 1.5$, the behavior of $\mathcal{R}_{P_S}(t)$ for $t \sim t_{Th}$ is different from that for $t > t_R$ [cf. Figs. 1(e) and Figs. 1(f)]. In the region of the hole, $\mathcal{R}_{P_S}(t)$ is pushed to larger values, while for $t > t_R$, $\mathcal{R}_{P_S}(t)$ saturates at a lower point. It is likely that for $h \sim 1.5$, the dependence of the dynamics on the components $|c_\alpha^0|^2$ of the initial state persists to later times, including the interval of the correlation hole, fading away only when saturation is approached.

IV. INVERSE PARTICIPATION RATIO

When the system is chaotic, the inverse participation ratio exhibits two different behaviors. It is non-self-averaging at short times, but becomes self-averaging at long times [37], once the initial state has had time to spread in the many-body Hilbert space and to visit the exponentially large number of many-body states accessible to its energy. In contrast, as shown below, as we approach the localized phase, this global quantity becomes non-self-averaging at all times.

The dependence on the system size of $\mathcal{R}_{IPR}(t)$ at long times clearly distinguishes chaos from localization. In the ergodic phase, where the eigenstates are close to random vectors, $\mathcal{R}_{IPR}(t > t_R) \propto 1/D$. Contrary to that, in the localized phase, $\mathcal{R}_{IPR}(t > t_R)$ increases as L grows.

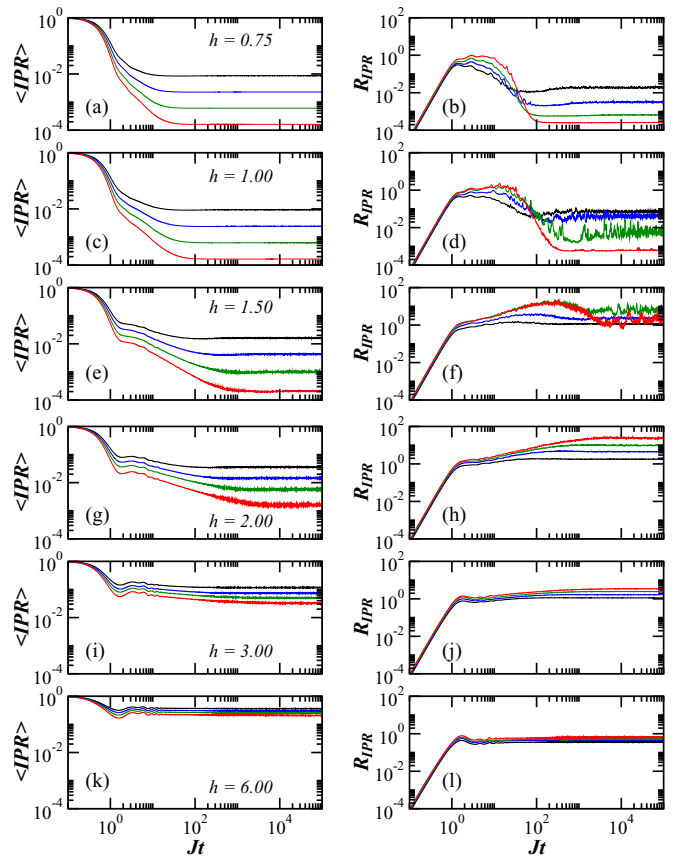


FIG. 2. Left panels: Mean value of the inverse participation ratio. Right panels: Relative variance of the inverse participation ratio. The values of the disorder strength are indicated on the left panels; they increase from the top to the bottom panel. The curves correspond to system sizes $L = 10$ (black), 12 (blue), 14 (green), and 16 (red).

A. Short times: $t < \Gamma^{-1}$

At short times, the evolved state $|\Psi(t)\rangle$ is not yet very far from $|\Psi(0)\rangle$, so the inverse participation ratio behaves similarly to the square of the survival probability and Eq. (20) applies also for $\mathcal{R}_{IPR}(t < \Gamma^{-1})$. Accordingly, as shown on the right panels of Fig. 2, $\mathcal{R}_{IPR}(t)$ increases linearly with L independently of the disorder strengths considered.

B. Long times: $t > t_R$

To study $\mathcal{R}_{IPR}(t)$ at times $t > t_R$, we write the inverse participation ratio in terms of the energy eigenstates,

$$\begin{aligned} \text{IPR}(t) = & \sum_n \sum_{\alpha, \beta, \gamma, \delta} e^{-i(E_\alpha - E_\beta + E_\gamma - E_\delta)t} \\ & \times c_\alpha^0 c_\alpha^{n*} c_\beta^{n,0*} c_\beta^0 c_\gamma^{n*} c_\gamma^0 c_\delta^{n,0*} c_\delta^0, \end{aligned} \quad (24)$$

and use the same reasoning employed in the analysis of $\mathcal{R}_{P_S}(t > t_R)$. The difference now is that one has an additional sum over all unperturbed many-body states $|n\rangle$. In the chaotic regime, this significantly reduces the fluctuations and leads to “super” strong self-averaging, that is, the relative variance of $\text{IPR}(t)$ decreases exponentially with L . As seen in Fig. 2 (b), $\mathcal{R}_{IPR}(t > t_R) \propto 1/D$, which can be explained analytically

using the fact that the eigenstates are nearly random vectors [92].

The inverse participation ratio does not develop a visible correlation hole [cf. Figs. 1(a) and 2(a)]. The hole exists, with its minimum at the same time t_{Th} [37], but it is minor and the ratio between the minimum value of $\text{IPR}(t)$ and its saturation value goes to 1 exponentially fast as L increases. In spite of that, the behavior of $\mathcal{R}_{\text{IPR}}(t)$ before and after the hole is clearly different in the chaotic region.

The picture above changes as h increases above 0.75 and the minimum of the correlation hole moves to longer times [89,91]. The crossings between the curves for $\mathcal{R}_{\text{IPR}}(t)$ happen now at ever longer times [cf. Figs. 2(b), 2(d) and 2(f)]. The instant where the spectral correlations get dynamically detected marks the time beyond which $\text{IPR}(t)$ becomes self-averaging. This point disappears once the correlations are destroyed. For disorder strengths $h > 1.5$, the curves for the system sizes considered here no longer cross and the inverse participation ratio becomes non-self-averaging at all times.

Using the same arguments of multifractality in the many-body localized phase discussed in Sec. III B, we find that $\text{IPR}(t > t_{\text{R}}) \propto e^{-\gamma L}$ and $\mathcal{R}_{\text{IPR}}(t > t_{\text{R}}) \propto e^{\gamma L}$, as explained in Sec. VII. In fact, according to the toy model (10), both $\mathcal{R}_{P_S}(t)$ and $\mathcal{R}_{\text{IPR}}(t)$ grow exponentially with L at all times.

In the next two sections, we contrast the self-averaging properties of the nonlocal quantities described in Secs. III and IV with those for the local quantities.

V. SPIN AUTOCORRELATION FUNCTION

The self-averaging behavior of the spin autocorrelation function with respect to time is just the opposite from the inverse participation ratio. $I(t)$ is self-averaging at short times for any value of the disorder strength, while at long times, whether self-averaging holds or not depends on the disorder strength. In the chaotic regime, just as the survival probability and contrary to the inverse participation ratio, the spin autocorrelation function is non-self-averaging for $t > t_{\text{Th}}$. As the disorder strength increases, the non-self-averaging region is pushed to ever longer times, until the system reaches the localized phase, where $I(t)$ becomes self-averaging at all times.

A. Short times: $t < \Gamma^{-1}$

Quantities that are local in space and involve spatial averages, such as the spin autocorrelation function, are self-averaging at short times for any value of the disorder strength, which can be understood as follows. For $t < \Gamma^{-1}$, the excitations only have time to hop to few neighboring sites, even if the system is deep in the chaotic phase. As a result, due to the spatial average, which corresponds to the sum over k in Eq. (17), the relative variance decreases with system size. This can be seen by expanding the relative variance of the spin autocorrelation function for short times [37], which gives

$$\mathcal{R}_I(t) = \frac{16\sigma_{\Gamma^2}^2 t^4}{L^2} + \mathcal{O}(t^6) \propto \frac{J^4 t^4}{L}, \quad (25)$$

where $1/L$ appears explicitly. Since σ_{Γ^2} does not depend on h , the above result is independent of the disorder strength. This statement is confirmed by the right column of Fig. 3, where

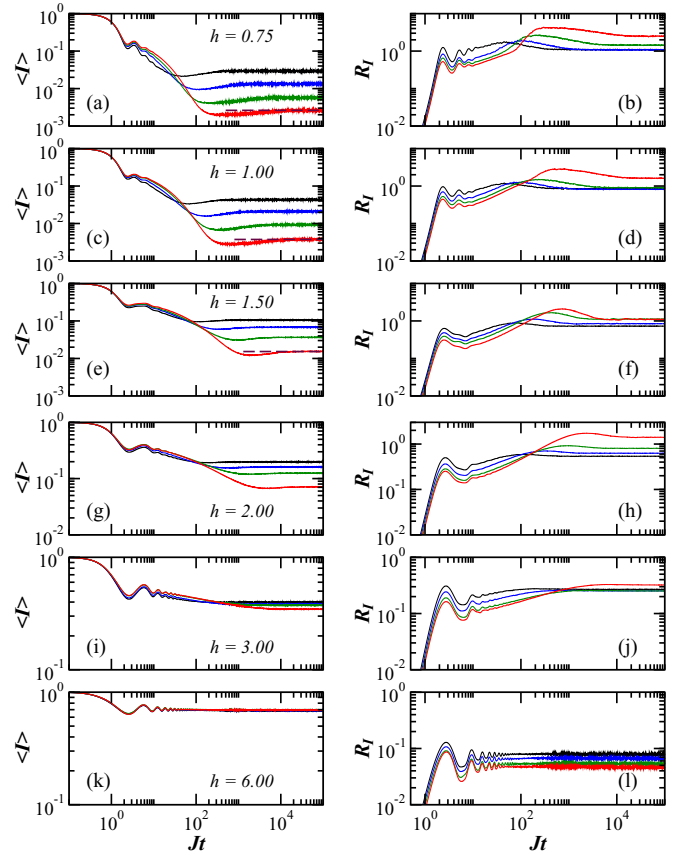


FIG. 3. Left panels: Mean value of the spin autocorrelation function. Right panels: Relative variance of the spin autocorrelation function. The values of the disorder are indicated on the left panels; they increase from the top to the bottom panel. The curves correspond to system sizes $L = 10$ (black), 12 (blue), 14 (green), and 16 (red). The horizontal dashed lines in Figs. 3(a), 3(c) and 3(e) mark the saturation value of the spin autocorrelation function [Eq. (18)] for $L = 16$.

the short-time behavior of $\mathcal{R}_I(t < \Gamma^{-1})$ is very similar from Figs. 3(b) to Fig. 3(l).

B. Long times: $t > t_{\text{R}}$

As seen in Fig. 3(b), the curves for $\mathcal{R}_I(t)$ in the chaotic regime cross in the region of the correlation hole. Similarly to the survival probability, the spin autocorrelation function is not self-averaging at long times. $P_S(t)$ and $I(t)$ are both autocorrelation functions, which may explain some of their common features. The two quantities develop a visible correlation hole, as seen for $I(t)$ in Figs. 3(a), 3(c) and 3(e). We note, however, that contrary to $P_S(t)$, our numerical studies (not shown) indicate that the correlation hole for $I(t)$ shrinks for $L > 16$. It is an open question whether the onset of a visible correlation hole has any direct connection with the lack of self-averaging at long times in the chaotic regime.

As h increases above 0.75 and the correlation hole gets postponed, one should expect the crossings between the curves of $\mathcal{R}_I(t)$ to happen later in time, analogously to what one sees for the inverse participation ratio. This is indeed the case, but for the spin autocorrelation function it only becomes

evident for $h > 1.5$. Despite the shift of the correlation hole to longer times in Figs. 3(a) and 3(c), the crossing of the curves of $\mathcal{R}_I(t)$ in Figs. 3(b) and 3(d) happens at similar times. It is only for $h > 1.5$ that we finally see a clear shift in the crossing points of $\mathcal{R}_I(t)$ to later times. It may be that the spin autocorrelation function is more sensitive to finite size effects.

In the many-body localized phase, $h = 6$, the spin autocorrelation function becomes self-averaging also at long times, as seen in Fig. 3(l). This reflects the locality of the observable. For $h > h_c$, the initial spin configuration cannot change much in time, as clearly seen in Fig. 3(k). In contrast to the cases with $h < h_c$, $\langle I(t > t_R) \rangle$ in Fig. 3(k) no longer depends on the system size and saturates at a finite value that does not decrease with L . This behavior contrasts also with that for the nonlocal quantities, where even in the localized phase, one sees that $\langle P_S(t > t_R) \rangle$ and $\langle \text{IPR}(t > t_R) \rangle$ depend on L [Figs. 1(k) and 2(k)]. The fact that the values of $I(t > t_R)$ do not depend on L explain why, as the system size increases, the variance $\sigma_I^2(t)$ can still decrease with L , resulting in the self-averaging behavior of $I(t)$.

A more quantitative analysis of the self-averaging behavior of the spin autocorrelation function at all times in the many-body localized phase is provided in Sec. VII.

VI. CONNECTED SPIN-SPIN CORRELATION FUNCTION

The connected spin-spin correlation function combines all the good properties for self-averaging found in the previous quantities. It is local in space, as the spin autocorrelation function, so it is self-averaging at short times for any disorder strength. It is not an autocorrelation function and does not develop a correlation hole, which may explain why it is self-averaging also at long times for any value of h . This quantity is thus self-averaging at any time scale and for any disorder strength, which is the perfect picture for an experimental quantity.

In Fig. 4, we show the absolute value of the mean of $C(t)$ on the left columns and the relative variance of $C(t)$ on the right columns, confirming its self-averaging behavior for all h 's and all times. But as seen in the panels, the values of $\mathcal{R}_C(t)$ depend on the timescale and on the disorder strength.

The relative variance of $C(t)$ has a nonmonotonic behavior in time in the chaotic and intermediate regimes, showing a dip at $t \sim 1$ and a bump at $t \sim t_{\text{Th}}$. This reflects the behavior of the mean of the spin-spin correlation function, which is very fast for $t < \Gamma^{-1}$, but then slows down up to t_{Th} . The slow dynamics in the interval $(\Gamma^{-1}, t_{\text{Th}})$ is observed for all four quantities. This is the time of the power-law decay of the survival probability [see Figs. 4(a), 4(c) and 4(e)]. The interval gets elongated as the disorder strength increases and $\mathcal{R}_C(t)$ thus takes longer to saturate [cf. Figs. 4(b), 4(d), 4(f), 4(h), and 4(j)].

The nonmonotonic behavior of $\mathcal{R}_C(t)$ disappears in the localized phase [Fig. 4(l)], where the initial fast evolution of $|C(t)|$ is simply followed by the saturation of the dynamics [Fig. 4(k)]. In this phase, similarly to what was seen for the spin autocorrelation function in Fig. 3(k), and contrary to the behavior of the global quantities, the values of $C(t)$ are independent on the system size.

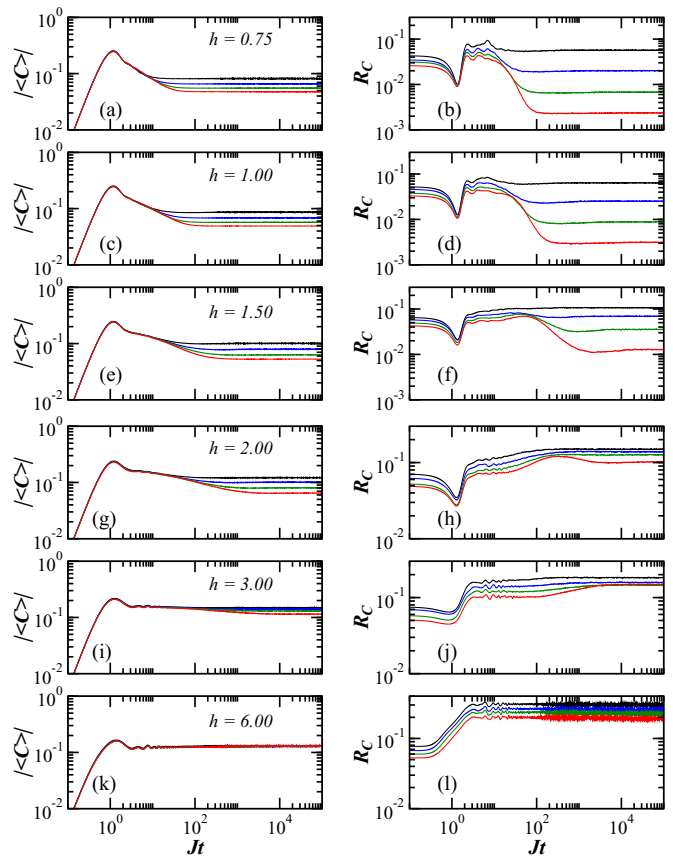


FIG. 4. Left panels: Mean value of the connected spin-spin correlation function. Right panels: Relative variance of the connected spin-spin correlation function. The values of the disorder are indicated on the left panels, they increase from the top to the bottom panel. The curves correspond to system sizes $L = 10$ (black), 12 (blue), 14 (green), and 16 (red).

At equilibrium, the scaling of $\mathcal{R}_C(t > t_R)$ with system size makes evident the difference between the chaotic and the many-body localized phase. In the chaotic regime, the relative fluctuations of the spin-spin correlation decrease exponentially with system size, $\mathcal{R}_C(t > t_R) \propto 1/D$, while in the localized phase, it decreases linearly with L , as justified with the ℓ -bit model in the next section.

VII. LOCALIZED PHASE

This section is dedicated to the limit of strong disorder, $h = 6$, which is already deep in the localized phase. With the noninteracting model ($\Delta = 0$) from Eq. (4), the ℓ -bit Hamiltonian in Eq. (9), and the toy model in Eq. (10), we can inspect large system sizes and asymptotically long times. Notice that the plots in this section are semilog, while the plots in the previous sections were log-log.

A. Global quantities

We start by discussing the global quantities. We perform the scaling analysis of the survival probability using the noninteracting model in Eq. (4) with $\Delta = 0$ and explain the results with the toy model in Eq. (10).

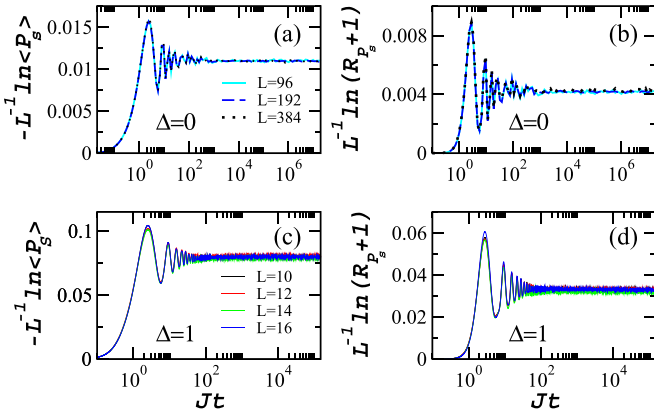


FIG. 5. Rescaled survival probability $-L^{-1} \ln \langle P_S \rangle$ in (a) and (c) and its rescaled relative variance $-L^{-1} \ln \langle \mathcal{R}_{P_S} + 1 \rangle$ in (b) and (d) for the noninteracting model ($\Delta = 0$) of Eq. (4) in (a) and (b) and for the interacting case ($\Delta = 1$) in (c) and (d). The system sizes are indicated.

1. Survival probability

To try to understand the dependence of $\langle P_S(t) \rangle$ and $\mathcal{R}_{P_S}(t)$ on system size L , we consider the noninteracting limit, $\Delta = 0$, of the Hamiltonian in Eq. (4). Figures 5(a) and 5(b) display $-L^{-1} \ln \langle P_S(t) \rangle$ and $L^{-1} \ln \langle \mathcal{R}_{P_S}(t) + 1 \rangle$ for $h = 6$, $\Delta = 0$, and large system sizes. The plots show that the survival probability is exponentially suppressed in system size, $P_S(t) \propto e^{-\gamma L}$, while $\mathcal{R}_{P_S}(t)$ increases exponentially fast with system size, $\mathcal{R}_{P_S}(t) \propto e^{\gamma L}$. The exponential decay of the survival probability with system size after equilibration implies that $\sum |c_\alpha^0|^4 \propto D^{-\gamma}$ with $0 < \gamma < 1$, which agrees with the picture of fractal eigenstates in the many-body localized phase [54].

The equivalent plots in Figs. 5(c) and 5(d) are obtained with the numerical data from Figs. 1(k)–1(l) for the interacting Hamiltonian of Eq. (4). The top and bottom panels of Fig. 5 are very similar, indicating that the limit $\Delta = 0$ and the scaling analysis obtained with it describe well the behavior of the survival probability and its fluctuations in the many-body localized phase.

We verified that if we consider $-\langle \ln P_S(t) \rangle$ instead of $-\ln \langle P_S(t) \rangle$, we recover self-averaging, that is $\mathcal{R}_{-\ln P_S}(t) \propto L^{-1}$ (not shown). This comes from the fact that logarithms cut the tails of distributions, thus favoring self-averaging. A somewhat similar discussion appears in Ref. [37] when comparing the self-averaging behavior of IPR(t) and of the second-order Rényi entropy $-\ln[\text{IPR}(t)]$.

To provide an explanation of the behavior of the survival probability and its fluctuations, we employ the toy model in Eq. (10). In this case, it is straightforward to compute the survival probability

$$P_S(t) = \prod_k^L f_k(t), \quad (26)$$

with

$$f_k(t) = \cos^4(\phi_k/2) + \sin^4(\phi_k/2) + 2 \cos^2(\phi_k/2) \sin^2(\phi_k/2) \cos[(\epsilon_+^{(k)} - \epsilon_-^{(k)})t], \quad (27)$$

where $\sin^2 \phi_k = 1/\sqrt{1+h_k^2}$ and $\epsilon_\pm^{(k)} = \pm\sqrt{1+h_k^2}$. For a fixed time $t > 0$, the functions $\{f_k(t)\}$ are positive independently and identically distributed random variables with mean value $\langle f_k(t) \rangle \sim e^{-\gamma(t)}$ and second moment $\langle f_k^2(t) \rangle \sim e^{-\gamma_1(t)}$, where $\gamma(t), \gamma_1(t) > 0$. Thus, $\langle P_S(t) \rangle = \prod_k^L \langle f_k(t) \rangle = e^{-\gamma(t)L}$ is exponentially suppressed in system size. Instead, for the relative fluctuation we have

$$\mathcal{R}_{P_S}(t) = \frac{\langle P_S^2(t) \rangle}{\langle P_S(t) \rangle^2} - 1 = \left(\frac{\langle f_k^2(t) \rangle}{\langle f_k(t) \rangle^2} \right)^L - 1 \sim e^{(2\gamma(t) - \gamma_1(t))L}. \quad (28)$$

Since $2\gamma(t) - \gamma_1(t) > 0$, we have that $P_S(t)$ is not self-averaging and \mathcal{R}_{P_S} increases exponentially fast with L .

By considering $-\ln P_S(t) = -\sum_k \ln f_k(t)$ and that the variance of the sum of independent random variables is the sum of the variances of the random variables, we obtain that $\sigma_{-\ln P_S}^2 = L\sigma_{-\ln f}^2$. This leads to the relative variance

$$\mathcal{R}_{-\ln P_S}(t) = \frac{L\sigma_{-\ln f}^2}{L^2 \langle -\ln f(t) \rangle^2} \propto L^{-1}, \quad (29)$$

which explains why $-\langle \ln P_S(t) \rangle$ is self-averaging, as mentioned above.

The fractal dimension associated with the scaling analysis of $\sum |c_\alpha^0|^4$ is usually denoted by \tilde{D}_2 . If it is computed using $-\ln \langle P_S(t > t_R) \rangle$ vs $\ln \mathcal{D}$, the result in Eq. (28) above implies that \tilde{D}_2 is non-self-averaging, but if we use $-\langle \ln P_S(t > t_R) \rangle$ vs $\ln \mathcal{D}$ then the fractal dimension is self-averaging.

2. Inverse participation ratio

Using the toy model Eq. (10) for the inverse participation ratio in the many-body localized phase, we get that

$$\text{IPR}(t) = \prod_k^L g_k(t), \quad (30)$$

where $g_k(t) = |\cos^2(\phi_k/2)e^{-i\epsilon_+^{(k)}} + \sin^2(\phi_k/2)e^{-i\epsilon_-^{(k)}}|^4 + |2(\cos \phi_k/2) \sin(\phi_k/2) \sin(\epsilon_+^{(k)} t)|^4$. Using arguments similar to those in the discussion above for the survival probability, it is thus clear that $\langle \text{IPR}(t) \rangle \propto e^{-a(t)L}$ and $\mathcal{R}_{\text{IPR}}(t) \propto e^{a_1(t)L}$, with $a(t), a_1(t) \geq 0$.

B. Local quantities

We now study the local quantities using the effective Hamiltonian Eq. (9) for the ℓ -bit model.

1. Spin autocorrelation function

Figure 6(a) shows $\langle I(t) \rangle$ obtained with H_{eff} in Eq. (9) for weak interaction, $\Delta = 0.1$. After a short and quick dynamics, some memory of the initial state is retained and $\langle I(t) \rangle$ saturates to an L -independent positive value. This behavior is analogous to what we have for H in Eq. (4) in Fig. 3(k), although there, the saturation point is slightly larger.

The relative variance $\mathcal{R}_I(t)$ rescaled with L is shown in Fig. 6(b), making it evident that $\mathcal{R}_I(t) \propto L^{-1}$. The ℓ -bit model confirms that the spin autocorrelation function is self-averaging at any time in the many-body localized phase, as suggested by the numerical results for H (4) displayed in Fig. 3(l).

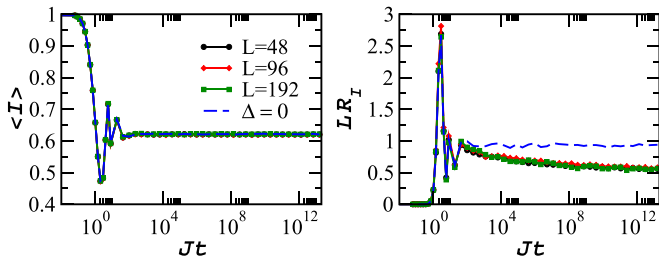


FIG. 6. Left panels: Mean value of the spin autocorrelation function. Right panels: Relative variance of the spin autocorrelation function. In both panels, the dynamics was computed using the effective ℓ -bit Hamiltonian H_{eff} in Eq. (9) with $h = 6$ and $\Delta = 0.1$ for system sizes $L = 48, 96, 192$. The dashed-line represents the noninteracting model ($\Delta = 0$) for $L = 48$.

Both panels in Fig. 6 also include the curve for the noninteracting model ($\Delta = 0$). The same scaling, $\mathcal{R}_I(t) \propto L^{-1}$, holds also for this case. The role of the interaction in the ℓ -bit model is to enhance the self-averaging behavior of $I(t)$ by reducing in time the value of the relative variance $\mathcal{R}_I(t)$ after the interval of oscillations. This contrasts with the noninteracting case, where $\mathcal{R}_I(t)$ after the oscillations is constant and, in fact, more similar to what we see for the available system sizes in Fig. 3(l).

Since the same scaling for $\mathcal{R}_I(t)$ holds for the ℓ bits and the noninteracting Hamiltonian, we consider the toy model in Eq. (10) to present an analytical argument supporting the self-averaging property of $I(t)$. One can show that

$$I(t) = \frac{1}{L} \sum_k \{\cos^2 \phi_k + \sin^2 \phi_k \cos[(\epsilon_+ - \epsilon_-)t]\}, \quad (31)$$

where $\sin^2 \phi_k = 1/\sqrt{1+h_k^2}$ and $\epsilon_{\pm} = \pm\sqrt{1+h_k^2}$. The spin autocorrelation function is then a sum of independent identically distributed random variables. Applying the additivity property of the variance, we arrive at $\mathcal{R}_I(t) \propto L^{-1}$.

2. Connected spin-spin correlation function

Similar conclusions can be drawn for the connected spin-spin correlation function $C(t)$. Figures 7(a) and 7(b) show $|\langle C(t) \rangle|$ and its relative variance $\mathcal{R}_C(t)$ for the ℓ -bit model.

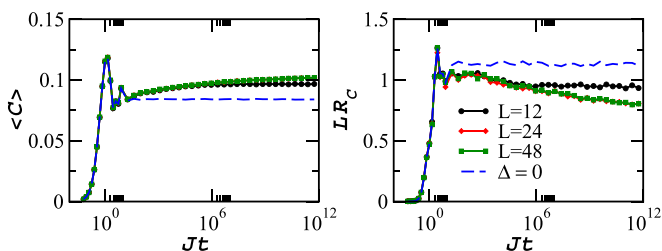


FIG. 7. Left panels: Mean value of the connected spin-spin correlation function. Right panels: Relative variance of the connected spin autocorrelation function. In both panels, the dynamics was computed using the effective ℓ -bit Hamiltonian H_{eff} in Eq. (9) with $h = 6$ and $\Delta = 0.1$ for system sizes $L = 12, 24, 48$. The dashed-line represents the noninteracting model ($\Delta = 0$) for $L = 12$.

The corresponding results for the noninteracting limit are exhibited with dashed lines and are similar to those seen in Figs. 4(k) and 4(l). As in the case of the spin autocorrelation function, we find that $\mathcal{R}_C(t) \propto L^{-1}$ meaning that $\langle C(t) \rangle$ is self-averaging.

The reason why self-averaging holds for $I(t)$ and $C(t)$ is rooted in the fact that both quantities are sums of expectation values of local observables. At strong disorder, the system can be thought of, as a first approximation, as a union of disconnected and independent small chains and we can thus apply the central limit theorem to understand the behavior of the relative variances with L .

VIII. CONCLUSIONS

Based on the analysis of the one-dimensional spin-1/2 Heisenberg model with on-site disorder, this paper shows that the self-averaging behavior of many-body quantum systems out of equilibrium is rather nontrivial. It depends on the quantity, timescale, and disorder strength. With the use of the ℓ -bit model and a toy model, we are able to explain analytically how the mean value and the relative variances of the two nonlocal and the two local quantities studied here scale with system size in the many-body localized phase. The general picture that we draw from our results is the following.

(i) The survival probability, which is nonlocal in real space and nonlocal in time, is non-self-averaging at any timescale and for any disorder strength. The behavior is particularly serious in the many-body localized phase, where our analytical results show that the relative variance grows exponentially with system size. These results are worrisome, since $P_S(t)$ is extensively considered in studies of nonequilibrium quantum dynamics and in fundamental questions of quantum mechanics.

(ii) The connected spin-spin correlation function measured in experiments with ion traps, which is local in space and in time, is self-averaging at all times and for any disorder strength. In the chaotic region, the relative variance decreases exponentially with system size at long times, while in the many-body localized phase, $\mathcal{R}_C(t) \propto L^{-1}$.

(iii) In between the two above quantities of opposing features, we find the inverse participation ratio, which is nonlocal in space and local in time, and the spin autocorrelation function, which is local in space and nonlocal in time. They show complementary behaviors. In the chaotic regime, IPR(t) is non-self-averaging at short times, but self-averaging at long times, while for $I(t)$, we have just the contrary. As the disorder strength increases, the crossing point between one behavior and the other gets delayed to longer times. Once localization is reached, the inverse participation ratio, just as the survival probability, becomes non-self-averaging at any timescale with a relative variance that grows exponentially with system size, while the spin autocorrelation function, just as the connected spin-spin correlation function, becomes self-averaging at all times with $\mathcal{R}_I(t) \propto L^{-1}$.

(iv) The dependence on the system size of the relative variances of the observables at long times, $t > t_R$, makes a clear distinction between the ergodic and the localized phase. The table below summarizes the differences.

Contrary to ergodicity and thermalization, self-averaging in many-body quantum systems out of equilibrium has re-

	Chaotic phase	Localized phase
$\mathcal{R}_{P_S}(t > t_R)$	~ 1	$e^{\gamma L}$
$\mathcal{R}_{IPR}(t > t_R)$	$e^{-\gamma L}$	$e^{\gamma L}$
$\mathcal{R}_I(t > t_R)$	grows with L	$1/L$
$\mathcal{R}_C(t > t_R)$	$e^{-\gamma L}$	$1/L$

ceived very little attention. There are several new questions that can be addressed, from extensions to other isolated time-independent Hamiltonians to time-dependent Hamiltonians and open systems.

ACKNOWLEDGMENTS

E.J.T.-H. acknowledges funding from VIEP-BUAP (Grants No. MEBJ-EXC19-G and No. LUAGEXC19-G),

Mexico. He is also grateful to LNS-BUAP for allowing use of their supercomputing facility. M.S. and L.F.S. were supported by NSF Grant No. DMR-1603418 and gratefully acknowledges support from the Simons Center for Geometry and Physics, Stony Brook University at which some of the research for this paper was performed. F.P.B. thanks the Consejería de Conocimiento, Investigación y Universidad, Junta de Andalucía and European Regional Development Fund (ERDF), Ref. No. SOMM17/6105/UGR. Additional computer resources supporting this work were provided by the Universidad de Huelva CEAFCM High Performance Computer located in the Campus Universitario el Carmen and funded by FEDER/MINECO Project No. UNHU-15CE-2848. L.F.S. is supported by the NSF Grant No. DMR-1936006. Part of this work was performed at the Aspen Center for Physics, which is supported by National Science Foundation Grant No. PHY-1607611.

- [1] I. M. Lifshitz, S. A. Gredeskul, and L. A. Pastur, *Introduction to the Theory of Disordered Systems* (Wiley, New York, 1988).
- [2] S. Wiseman and E. Domany, Lack of self-averaging in critical disordered systems, *Phys. Rev. E* **52**, 3469 (1995).
- [3] A. Aharony and A. B. Harris, Absence of Self-Averaging and Universal Fluctuations in Random Systems Near Critical Points, *Phys. Rev. Lett.* **77**, 3700 (1996).
- [4] S. Wiseman and E. Domany, Finite-Size Scaling and Lack of Self-Averaging in Critical Disordered Systems, *Phys. Rev. Lett.* **81**, 22 (1998).
- [5] T. Castellani and A. Cavagna, Spin-glass theory for pedestrians, *J. Stat. Mech.: Theory Exp.* (2005) P05012.
- [6] A. Malakis and N. G. Fytas, Lack of self-averaging of the specific heat in the three-dimensional random-field Ising model, *Phys. Rev. E* **73**, 016109 (2006).
- [7] S. Roy and S. M. Bhattacharjee, Is small-world network disordered? *Phys. Lett. A* **352**, 13 (2006).
- [8] C. Monthus, Random walks and polymers in the presence of quenched disorder, *Lett. Math. Phys.* **78**, 207 (2006).
- [9] A. Efrat and M. Schwartz, Lack of self-averaging in random systems: Liability or asset? *Phys. A: Stat. Mech. Appl.* **414**, 137 (2014).
- [10] M. Łobejko, J. Dajka, and J. Łuczka, Self-averaging of random quantum dynamics, *Phys. Rev. A* **98**, 022111 (2018).
- [11] J.-P. Bouchaud and A. Georges, Anomalous diffusion in disordered media: Statistical mechanisms, models and physical applications, *Phys. Rep.* **195**, 127 (1990).
- [12] T. Akimoto, E. Barkai, and K. Saito, Universal Fluctuations of Single-Particle Diffusivity in a Quenched Environment, *Phys. Rev. Lett.* **117**, 180602 (2016).
- [13] A. Russian, M. Dentz, and P. Gouze, Self-averaging and weak ergodicity breaking of diffusion in heterogeneous media, *Phys. Rev. E* **96**, 022156 (2017).
- [14] T. Akimoto, E. Barkai, and K. Saito, Non-self-averaging behaviors and ergodicity in quenched trap models with finite system sizes, *Phys. Rev. E* **97**, 052143 (2018).
- [15] L. Pastur and M. V. Shcherbina, Absence of self-averaging of the order parameter in the Sherrington-Kirkpatrick model, *J. Stat. Phys.* **62**, 1 (1990).
- [16] W. F. Wreszinski and O. Bolina, A self-averaging “order parameter” for the Sherrington-Kirkpatrick spin glass model, *J. Stat. Phys.* **116**, 1389 (2004).
- [17] G. Parisi and N. Sourlas, Scale Invariance in Disordered Systems: The Example of the Random-Field Ising Model, *Phys. Rev. Lett.* **89**, 257204 (2002).
- [18] C. A. Müller and D. Delande, *Disorder and Interference: Localization Phenomena, Les Houches 2009–Session XCI: Ultracold Gases and Quantum Information*, edited by C. Miniatura, L.-C. Kwek, M. Ducloy, B. Gremaud, B.-G. Englert, L. F. Cugliandolo, and A. Ekert (Oxford University Press, Oxford, 2011).
- [19] L. Pastur and V. Slavin, Area Law Scaling For the Entropy of Disordered Quasifree Fermions, *Phys. Rev. Lett.* **113**, 150404 (2014).
- [20] L. F. Santos, G. Rigolin, and C. O. Escobar, Entanglement versus chaos in disordered spin systems, *Phys. Rev. A* **69**, 042304 (2004).
- [21] D. M. Basko, I. L. Aleiner, and B. L. Altshuler, Metal-insulator transition in a weakly interacting many-electron system with localized single-particle states, *Ann. Phys.* **321**, 1126 (2006).
- [22] R. Nandkishore and D. A. Huse, Many-body localization and thermalization in quantum statistical mechanics, *Annu. Rev. Condens. Matter Phys.* **6**, 15 (2015).
- [23] D. Luitz and Y. B. Lev, The ergodic side of the many-body localization transition, *Ann. Phys.(Berlin)* **529**, 1600350 (2017).
- [24] E. Altman, Many-body localization and quantum thermalization, *Nat. Phys.* **14**, 979 (2018).
- [25] E. V. H. Doggen, F. Schindler, K. S. Tikhonov, A. D. Mirlin, T. Neupert, D. G. Polyakov, and I. V. Gornyi, Many-body localization and delocalization in large quantum chains, *Phys. Rev. B* **98**, 174202 (2018).
- [26] O. S. Barišić, J. Kokalj, I. Balog, and P. Prelovšek, Dynamical conductivity and its fluctuations along the crossover to many-body localization, *Phys. Rev. B* **94**, 045126 (2016).
- [27] P. Prelovšek, M. Mierzejewski, O. Barišić, and J. Herbrych, Density correlations and transport in models of many-body localization, *Ann. Phys. (Berlin)* **529**, 1600362 (2017).

- [28] V. Khemani, S. P. Lim, D. N. Sheng, and D. A. Huse, Critical Properties of the Many-body Localization Transition, *Phys. Rev. X* **7**, 021013 (2017).
- [29] M. Serbyn, Z. Papić, and D. A. Abanin, Thouless energy and multifractality across the many-body localization transition, *Phys. Rev. B* **96**, 104201 (2017).
- [30] J. Richter, D. Schubert, and R. Steinigeweg, Decay of spin-spin correlations in disordered quantum and classical spin chains, *Phys. Rev. Res.* **2**, 013130 (2020).
- [31] G. Ithier and F. Benaych-Georges, Dynamical typicality of embedded quantum systems, *Phys. Rev. A* **96**, 012108 (2017).
- [32] B. Mukherjee, Floquet topological transition by unpolarized light, *Phys. Rev. B* **98**, 235112 (2018).
- [33] N. Argaman, F.-M. Dittes, E. Doron, J. P. Keating, A. Yu. Kitaev, M. Sieber, and U. Smilansky, Correlations in the Actions of Periodic Orbits Derived from Quantum Chaos, *Phys. Rev. Lett.* **71**, 4326 (1993).
- [34] B. Eckhardt and J. Main, Semiclassical form Factor of Matrix Element Fluctuations, *Phys. Rev. Lett.* **75**, 2300 (1995).
- [35] R. E. Prange, The Spectral form Factor is not Self-Averaging, *Phys. Rev. Lett.* **78**, 2280 (1997).
- [36] P. Braun and F. Haake, Self-averaging characteristics of spectral fluctuations, *J. Phys. A* **48**, 135101 (2015).
- [37] M. Schiulaz, E. J. Torres-Herrera, F. Pérez-Bernal, and L. F. Santos, Self-averaging in many-body quantum systems out of equilibrium: Chaotic systems, *Phys. Rev. B* **101**, 174312 (2020).
- [38] M. Schreiber, S. S. Hodgman, Pr. Bordia, H. P. Lüschen, M. H. Fischer, R. Vosk, E. Altman, U. Schneider, and I. Bloch, Observation of many-body localization of interacting fermions in a quasirandom optical lattice, *Science* **349**, 842 (2015).
- [39] P. Richerme, Z.-X. Gong, A. Lee, Cr. Senko, J. Smith, M. Foss-Feig, S. Michalakis, A. V. Gorshkov, and C. Monroe, Non-local propagation of correlations in quantum systems with long-range interactions, *Nature* **511**, 198 (2014).
- [40] M. Serbyn, Z. Papić, and D. A. Abanin, Local Conservation Laws and the Structure of the Many-Body Localized States, *Phys. Rev. Lett.* **111**, 127201 (2013).
- [41] D. A. Huse, R. Nandkishore, and V. Oganesyan, Phenomenology of fully many-body-localized systems, *Phys. Rev. B* **90**, 174202 (2014).
- [42] F. Iemini, A. Russomanno, D. Rossini, A. Scardicchio, and R. Fazio, Signatures of many-body localization in the dynamics of two-site entanglement, *Phys. Rev. B* **94**, 214206 (2016).
- [43] G. De Tomasi, F. Pollmann, and M. Heyl, Efficiently solving the dynamics of many-body localized systems at strong disorder, *Phys. Rev. B* **99**, 241114(R) (2019).
- [44] M. Srednicki, Thermal fluctuations in quantized chaotic systems, *J. Phys. A* **29**, L75 (1996).
- [45] P. Reimann, Foundation of Statistical Mechanics Under Experimentally Realistic Conditions, *Phys. Rev. Lett.* **101**, 190403 (2008).
- [46] A. J. Short, Equilibration of quantum systems and subsystems, *New J. Phys.* **13**, 053009 (2011).
- [47] P. R. Zangara, A. D. Dente, E. J. Torres-Herrera, H. M. Pastawski, A. Iucci, and L. F. Santos, Time fluctuations in isolated quantum systems of interacting particles, *Phys. Rev. E* **88**, 032913 (2013).
- [48] E. J. Torres-Herrera, D. Kollmar, and L. F. Santos, Relaxation and thermalization of isolated many-body quantum systems, *Phys. Scr.* **T165**, 014018 (2015).
- [49] C. Nation and D. Porras, Non-ergodic quantum thermalization, [arXiv:1908.11773](https://arxiv.org/abs/1908.11773).
- [50] M. Serbyn, Z. Papić, and D. A. Abanin, Quantum quenches in the many-body localized phase, *Phys. Rev. B* **90**, 174302 (2014).
- [51] A. Dymarsky, Mechanism of macroscopic equilibration of isolated quantum systems, *Phys. Rev. B* **99**, 224302 (2019).
- [52] F. Dukesz, M. Zilbergerts, and L. F. Santos, Interplay between interaction and (un)correlated disorder in one-dimensional many-particle systems: Delocalization and global entanglement, *New J. Phys.* **11**, 043026 (2009).
- [53] A. Pal and D. A. Huse, Many-body localization phase transition, *Phys. Rev. B* **82**, 174411 (2010).
- [54] N. Macé, F. Alet, and N. Laflorencie, Multifractal Scalings Across the Many-Body Localization Transition, *Phys. Rev. Lett.* **123**, 180601 (2019).
- [55] D. J. Luitz, N. Laflorencie, and F. Alet, Many-body localization edge in the random-field Heisenberg chain, *Phys. Rev. B* **91**, 081103(R) (2015).
- [56] J. H. Bardarson, F. Pollmann, and J. E. Moore, Unbounded Growth of Entanglement in Models of Many-Body Localization, *Phys. Rev. Lett.* **109**, 017202 (2012).
- [57] M. Serbyn, Z. Papić, and D. A. Abanin, Universal Slow Growth of Entanglement in Interacting Strongly Disordered Systems, *Phys. Rev. Lett.* **110**, 260601 (2013).
- [58] J. Z. Imbrie, On many-body localization for quantum spin chains, *J. Stat. Phys.* **163**, 998 (2016).
- [59] L.-N. Wu, A. Schnell, G. D. Tomasi, M. Heyl, and A. Eckardt, Describing many-body localized systems in thermal environments, *New J. Phys.* **21**, 063026 (2019).
- [60] G. De Tomasi, Algebraic many-body localization and its implications on information propagation, *Phys. Rev. B* **99**, 054204 (2019).
- [61] D. A. Abanin, J. H. Bardarson, G. De Tomasi, S. Gopalakrishnan, V. Khemani, S. A. Parameswaran, F. Pollmann, A. C. Potter, M. Serbyn, and R. Vasseur, Distinguishing localization from chaos: Challenges in finite-size systems, [arXiv:1911.04501](https://arxiv.org/abs/1911.04501).
- [62] L. A. Khal'fin, Contribution to the decay theory of a quasistationary state, *J. Exptl. Theoret. Phys.* **33**, 1371 (1957) [*Sov. Phys. JETP* **6**, 1053 (1958)].
- [63] L. Fonda, G. C. Ghirardi, and A. Rimini, Decay theory of unstable quantum systems, *Rep. Prog. Phys.* **41**, 587 (1978).
- [64] K. Bhattacharyya, Quantum decay and the Mandelstam-Tamm-energy inequality, *J. Phys. A* **16**, 2993 (1983).
- [65] R. Ketzmerick, G. Petschel, and T. Geisel, Slow Decay of Temporal Correlations in Quantum Systems with Cantor Spectra, *Phys. Rev. Lett.* **69**, 695 (1992).
- [66] J. G. Muga, A. Ruschhaupt, and A. del Campo, *Time in Quantum Mechanics* (Springer, London, 2009), Vol. 2.
- [67] E. J. Torres-Herrera and L. F. Santos, Quench dynamics of isolated many-body quantum systems, *Phys. Rev. A* **89**, 043620 (2014).
- [68] E. J. Torres-Herrera, M. Vyas, and L. F. Santos, General features of the relaxation dynamics of interacting quantum systems, *New J. Phys.* **16**, 063010 (2014).

- [69] E. J. Torres-Herrera and L. F. Santos, Local quenches with global effects in interacting quantum systems, *Phys. Rev. E* **89**, 062110 (2014).
- [70] E. J. Torres-Herrera and L. F. Santos, Nonexponential fidelity decay in isolated interacting quantum systems, *Phys. Rev. A* **90**, 033623 (2014).
- [71] P. P. Mazza, J.-M. Stéphan, E. Canovi, V. Alba, M. Brockmann, and M. Haque, Overlap distributions for quantum quenches in the anisotropic Heisenberg chain, *J. Stat. Mech.* (2016) 013104.
- [72] E. J. Torres-Herrera, A. M. García-García, and L. F. Santos, Generic dynamical features of quenched interacting quantum systems: Survival probability, density imbalance, and out-of-time-ordered correlator, *Phys. Rev. B* **97**, 060303(R) (2018).
- [73] A. Volya and V. Zelevinsky, Time-dependent relaxation of observables in complex quantum systems, *J. Phys.: Complexity* **1**, 025007 (2020).
- [74] S. Bera, G. De Tomasi, I. M. Khaymovich, and A. Scardicchio, Return probability for the Anderson model on the random regular graph, *Phys. Rev. B* **98**, 134205 (2018).
- [75] S. Lerma-Hernández, J. Chávez-Carlos, M. A. Bastarrachea-Magnani, L. F. Santos, and J. G. Hirsch, Analytical description of the survival probability of coherent states in regular regimes, *J. Phys. A* **51**, 475302 (2018).
- [76] P. Reimann, Typical fast thermalization processes in closed many-body systems, *Nat. Commun.* **7**, 10821 (2016).
- [77] P. Reimann, Transportless equilibration in isolated many-body quantum systems, *New J. Phys.* **21**, 053014 (2019).
- [78] G. D. Tomasi, M. Amini, S. Bera, I. M. Khaymovich, and V. E. Kravtsov, Survival probability in Generalized Rosenzweig-Porter random matrix ensemble, *SciPost Phys.* **6**, 14 (2019).
- [79] K. Singh, C. J. Fujiwara, Z. A. Geiger, E. Q. Simmons, M. Lipatov, A. Cao, P. Dotti, S. V. Rajagopal, R. Senaratne, T. Shimasaki, M. Heyl, A. Eckardt, and D. M. Weld, Quantifying and Controlling Prethermal Nonergodicity in Interacting Floquet Matter, *Phys. Rev. X* **9**, 041021 (2019).
- [80] F. Borgonovi, F. M. Izrailev, and L. F. Santos, Exponentially fast dynamics of chaotic many-body systems, *Phys. Rev. E* **99**, 010101(R) (2019).
- [81] F. Borgonovi, F. M. Izrailev, and L. F. Santos, Timescales in the quench dynamics of many-body quantum systems: Participation ratio versus out-of-time ordered correlator, *Phys. Rev. E* **99**, 052143 (2019).
- [82] A. De Luca, B. L. Altshuler, V. E. Kravtsov, and A. Scardicchio, Anderson Localization on the Bethe Lattice: Nonergodicity of Extended States, *Phys. Rev. Lett.* **113**, 046806 (2014).
- [83] E. J. Torres-Herrera and L. F. Santos, Dynamics at the many-body localization transition, *Phys. Rev. B* **92**, 014208 (2015).
- [84] E. J. Torres-Herrera and L. F. Santos, Extended nonergodic states in disordered many-body quantum systems, *Ann. Phys. (Berlin)* **529**, 1600284 (2017).
- [85] M. Pino, V. E. Kravtsov, B. L. Altshuler, and L. B. Ioffe, Multifractal metal in a disordered Josephson junctions array, *Phys. Rev. B* **96**, 214205 (2017).
- [86] M. Távora, E. J. Torres-Herrera, and L. F. Santos, Inevitable power-law behavior of isolated many-body quantum systems and how it anticipates thermalization, *Phys. Rev. A* **94**, 041603(R) (2016).
- [87] M. Távora, E. J. Torres-Herrera, and L. F. Santos, Power-law decay exponents: A dynamical criterion for predicting thermalization, *Phys. Rev. A* **95**, 013604 (2017).
- [88] L. Leviandier, M. Lombardi, R. Jost, and J. P. Pique, Fourier Transform: A tool to Measure Statistical Level Properties in very Complex Spectra, *Phys. Rev. Lett.* **56**, 2449 (1986).
- [89] M. Schiulaz, E. J. Torres-Herrera, and L. F. Santos, Thouless and relaxation time scales in many-body quantum systems, *Phys. Rev. B* **99**, 174313 (2019).
- [90] We call attention about some very interesting discussions about the Thouless time in Ref. [93].
- [91] E. J. Torres-Herrera and L. F. Santos, Dynamical manifestations of quantum chaos: Correlation hole and bulge, *Phil. Trans. R. Soc. A* **375**, 20160434 (2017).
- [92] E. J. Torres-Herrera, I. Vallej-Fabila, A. J. Martínez-Mendoza, and L. F. Santos, Self-averaging in many-body quantum systems out of equilibrium: Time dependence of distributions, [arXiv:2005.14188](https://arxiv.org/abs/2005.14188).
- [93] P. Sierant, D. Delande, and J. Zakrzewski, Thouless Time Analysis of Anderson and Many-Body Localization Transitions, *Phys. Rev. Lett.* **124**, 186601 (2020).