

Intrinsic orbital moment and prediction of a large orbital Hall effect in two-dimensional transition metal dichalcogenides

Sayantika Bhowal * and S. Satpathy *Department of Physics and Astronomy, University of Missouri, Columbia, Missouri 65211, USA*

(Received 29 November 2019; accepted 5 March 2020; published 18 March 2020)

Carrying information using generation and detection of the orbital current, instead of the spin current, is an emerging field of research, where the orbital Hall effect (OHE) is an important ingredient. Here, we propose a mechanism of the OHE that occurs in *noncentrosymmetric* materials. We show that the broken inversion symmetry in the two-dimensional transition metal dichalcogenides (TMDCs) causes a robust orbital moment, which flows in different directions due to the opposite Berry curvatures under an applied electric field, leading to a large OHE. This is in complete contrast to the inversion-symmetric systems, where the orbital moment is induced only by the external electric field. We show that the valley-orbital locking as well as the OHE both appear even in the absence of the spin-orbit coupling. The nonzero spin-orbit coupling leads to the well-known valley-spin locking and the spin Hall effect, which we find to be weak, making the TMDCs particularly suitable for direct observation of the OHE, with potential application in *orbitronics*.

DOI: [10.1103/PhysRevB.101.121112](https://doi.org/10.1103/PhysRevB.101.121112)

Orbital Hall effect (OHE) is the phenomenon of the transverse flow of orbital angular momentum in response to an applied electric field, similar to the flow of spin angular momentum in the spin Hall effect (SHE). The OHE is more fundamental in the sense that it occurs with or without the presence of the spin-orbit coupling (SOC), while in the presence of the SOC, OHE leads to the additional flow of the spin angular momentum resulting in the SHE. In fact, the idea of OHE has already been invoked to explain the origin of a large anomalous and spin Hall effect in several materials [1–3]. Because of this and the fact that OHE is expected to have a larger magnitude than its spin counterpart, there is a noticeable interest in developing the OHE [4–7], with an eye towards future “orbitronics” device applications.

In this work, we propose a mechanism of the OHE that occurs in *noncentrosymmetric* materials and explicitly illustrate the ideas for monolayer transition metal dichalcogenides (TMDCs) which constitute the classic example of two-dimensional (2D) materials with broken inversion symmetry. In complete contrast to the centrosymmetric materials [4,6], where orbital moments are quenched due to symmetry and a nonzero moment develops only due to the symmetry-breaking applied electric field, here an intrinsic orbital moment is already present in the Brillouin zone (BZ) even without the applied electric field. Unlike the centrosymmetric systems, the physics here is dominated by the nonzero Berry curvature, which determines the magnitude of the OHE. Our work emphasizes the intrinsic nature of orbital transport in contrast to the valley Hall effect [8–12], for example, which can only be achieved by extrinsic means (doping, light illumination, etc.).

We develop the key physics of the underlying mechanism of the OHE using a tight-binding (TB) model as well as from density-functional calculations. The effect is demonstrated for the selected members of the family of monolayer TMDCs, viz., 2H-MoX_2 ($X = \text{S, Se, Te}$), where we find a large OHE and at the same time a negligible intrinsic spin Hall effect, making these materials an excellent platform for the direct observation of the OHE.

The basic physics is illustrated in Fig. 1, where we have shown the computed intrinsic orbital moments in the BZ as well as the electron “anomalous” velocities at the K, K' valleys. Symmetry demands that in the presence of inversion (\mathcal{I}), orbital moments satisfy the condition $\vec{M}(\vec{k}) = \vec{M}(-\vec{k})$, while if time-reversal (\mathcal{T}) symmetry is present, we have $\vec{M}(\vec{k}) = -\vec{M}(-\vec{k})$. Thus for a nonzero $\vec{M}(\vec{k})$, at least one of the two symmetries must be broken. In the present case, broken \mathcal{I} leads to a nonzero $\vec{M}(\vec{k})$, while its sign changes between the K and K' points due to the presence of \mathcal{T} . The Berry curvatures $\vec{\Omega}(\vec{k})$ follow the same symmetry properties leading to the nonzero anomalous velocity $\vec{v} = (e/\hbar)\vec{E} \times \vec{\Omega}_{\vec{k}}$ [13] which has opposite directions at the two valleys, and thus leads to the OHE. These arguments are only suggestive, and one must evaluate the magnitude of the effect from the calculation of the orbital Berry curvatures [13] as discussed below.

Tight-binding results near the valley points. The valley points (K/K') have the major contributions to the OHE in the TMDCs and this can be studied analytically using a TB model. Due to the broken \mathcal{I} [see Fig. 1(a)], the chalcogen atoms must be kept along with the transition metal atom (M) in the TB basis set; however, their effect may be incorporated via the Löwdin downfolding [14] producing an effective TB Hamiltonian for the M - d orbitals with modified Slater-Koster matrix elements [15]. The effective Hamiltonian, valid near

*bhowals@missouri.edu

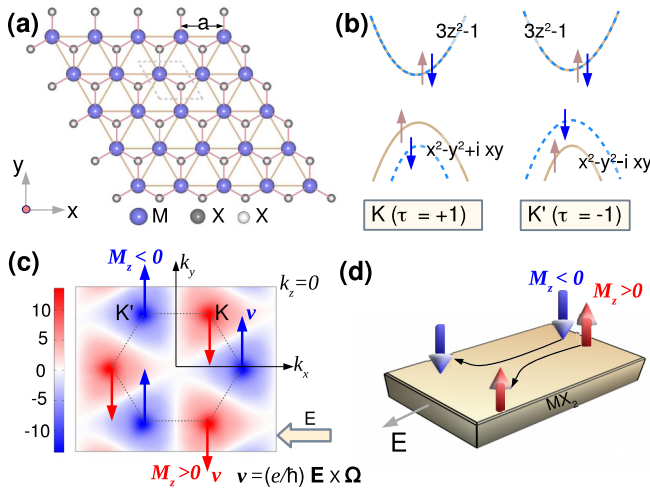


FIG. 1. Illustration of OHE in monolayer MX_2 . (a) Crystal structure of MX_2 , showing the triangular network of transition metal M atoms as viewed from the top. The two out-of-plane chalcogen atoms X occur above and below the plane. (b) The band structure near $K(-4\pi/3a, 0)$ and $K'(4\pi/3a, 0)$, showing the valley-dependent spin and orbital characters. (c) The orbital moment $M_z(\vec{k})$ in the BZ and the anomalous velocities \mathbf{v} , indicated by the blue and the red arrows. (d) Orbital moments flow in the transverse direction leading to the OHE.

the K and K' valley points, reads

$$\mathcal{H}(\vec{q}) = (\vec{d} \cdot \vec{\sigma}) \otimes I_s + \frac{\tau\lambda}{2}(\sigma_z + 1) \otimes s_z, \quad (1)$$

where only terms linear in $\vec{q} = \vec{k} - \vec{K}$ have been kept, ignoring thereby the higher-order trigonal warping [16], which are unimportant for the present study. Here \vec{s} and $\vec{\sigma}$ are, respectively, the Pauli matrices for the electron spin and the orbital pseudospins, $|u\rangle = (\sqrt{2})^{-1}(|x^2 - y^2\rangle + i\tau|xy\rangle)$ and $|d\rangle = |3z^2 - r^2\rangle$. I_s is the 2×2 identity operator in the electron spin space, λ is the SOC constant, and the valley index $\tau = \pm 1$ for the K and K' valleys, respectively. The TB hopping integrals appear in the parameter \vec{d} , with $d_x = \tau tq_x a$, $d_y = -tq_y a$, and $d_z = -\Delta/2$, where a is the lattice constant, Δ is the energy gap at the K (K') point, and t is an effective interband hopping, determined by certain d - d hopping matrix elements. We note that Eq. (1) is consistent with the Hamiltonian derived earlier [10] using the $\mathbf{k} \cdot \mathbf{p}$ theory. The TB derivation has the benefit that it directly expresses the parameters of the Hamiltonian in terms of the specific hopping integrals.

The magnitude of the orbital moment $\vec{M}(\vec{k})$ can be computed for a specific band of the Hamiltonian (1) using the modern theory of orbital moment [13, 17], viz.,

$$\begin{aligned} \vec{M}(\vec{k}) = & -2^{-1} \text{Im}[\langle \vec{\nabla}_k u_{\vec{k}} | \times (\mathcal{H} - \varepsilon_{\vec{k}}) | \vec{\nabla}_k u_{\vec{k}} \rangle] \\ & + \text{Im}[\langle \vec{\nabla}_k u_{\vec{k}} | \times (\varepsilon_F - \varepsilon_{\vec{k}}) | \vec{\nabla}_k u_{\vec{k}} \rangle], \end{aligned} \quad (2)$$

where $\varepsilon_{\vec{k}}$ and $u_{\vec{k}}$ are the band energy and the Bloch wave function, and the two terms in (2) are, respectively, the angular momentum ($\vec{r} \times \vec{v}$) contribution due to the self-rotation and due to the motion of the center of mass of the Bloch electron wave packet. Diagonalizing the 4×4 Hamiltonian (1), we find the energy eigenvalues $\varepsilon_{\pm}^{\nu} = 2^{-1}\{\tau\nu\lambda \pm [(\Delta - \tau\nu\lambda)^2 +$

$4t^2a^2q^2]^{1/2}\}$, where $\nu = \pm 1$ are the two spin-split states within the conduction or valence band manifold, denoted by the subscript \pm . The wave functions in the basis set $(|u \uparrow\rangle, |d \uparrow\rangle, |u \downarrow\rangle, |d \downarrow\rangle)$ are

$$\begin{aligned} |u_{\pm}^{\nu=1}(q)\rangle &= \mathcal{N}[1 [D^{\nu} \mp \sqrt{(D^{\nu})^2 + d^2}]/d^{\nu} \ 0 \ 0]^T, \\ |u_{\pm}^{\nu=-1}(q)\rangle &= \mathcal{N}[0 \ 0 \ 1 [D^{\nu} \mp \sqrt{(D^{\nu})^2 + d^2}]/d^{\nu}]^T, \end{aligned} \quad (3)$$

where $D^{\nu} = (\Delta - \nu\tau\lambda)/2$, $d^{\nu} = ta(\tau q_x \pm i\nu q_y)$, $d^2 = t^2a^2(q_x^2 + q_y^2)$, and \mathcal{N} is the appropriate normalization factor. With these wave functions, the orbital moments can be evaluated exactly within the TB model from Eq. (2). For the two valence bands ($\nu = \pm 1$), the result is

$$\begin{aligned} M_z(\vec{q}) &= \frac{\tau m_0 D^{\nu} (D^{-\nu} - \lambda) \Delta}{2[(D^{\nu})^2 + t^2q^2a^2]^{3/2}} \\ &\approx \tau m_0 [1 + \lambda(3\nu\tau - 2)/\Delta](1 - 6m_0q^2/\Delta), \end{aligned} \quad (4a) \quad (4b)$$

where $m_0 = \Delta^{-1}t^2a^2$, only the out-of-plane \hat{z} component of the orbital moment is nonzero, and the second line is the expansion for small q and λ , both $\ll \Delta$.

Note the important result (4) that a large orbital moment M_z exists at the valley points ($\vec{q} = 0$) and its sign alternates between the two valleys ($\tau = \pm 1$) (*valley-orbital locking*). Furthermore, it exists even in the absence of the SOC ($\lambda = 0$). For typical parameters, $t = 1.22$ eV, $\Delta = 1.66$ eV, and $\lambda = 0.08$ eV, relevant for the monolayer MoS_2 , $m_0 \approx 9.1$ eV $\text{\AA}^2 \approx 2.4\mu_B \times (\hbar/e)$. As seen from Eq. 4(b), there is only a weak dependence on λ .

In fact, it is interesting to note that the valley-dependent spin splitting [Fig. 1(b)] directly follows from the valley-orbital moments due to the $\langle \vec{L} \cdot \vec{S} \rangle$ term, which favors anti-alignment of spin with the orbital moment [3]. Thus for the valence bands, the spin- \downarrow band is lower in energy at K , while the spin- \uparrow band is lower at K' , with a spin splitting of about 2λ . Therefore, the well-known spin polarization of the bands at the valley points can be thought of to be driven by the robust orbital moments via the perturbative SOC.

The orbital moment is the largest at the valley points K, K' , as seen from Eq. (4), falling off quadratically with momentum q . This is also validated by the density-functional (DFT) results shown in Fig. 2. The orbital moment at the center of the BZ (Γ) vanishes exactly due to symmetry reasons, and therefore is expected to be small in the neighborhood of Γ as seen from Fig. 2(b) as well.

It is easy to argue that under an applied electric field, the electrons in the two valleys move in opposite directions, so that a net orbital Hall current is produced. To see this, we first realize that only the Berry curvature term in the semiclassical expression [13] for the electron velocity $\vec{v}_c = \hbar^{-1}[\vec{\nabla}_k \varepsilon_{\vec{k}} + e\vec{E} \times \vec{\Omega}(\vec{k})]_{\vec{k}_c}$ is nonzero for the two valleys. Furthermore, only the \hat{z} component of the Berry curvature survives, which we evaluate near the K, K' valleys within the TB model using the Kubo formula below. The result is

$$\begin{aligned} \Omega_n^z(\vec{q}) &= -2\hbar^2 \sum_{n' \neq n} \frac{\text{Im}[\langle u_{n\vec{q}} | v_x | u_{n'\vec{q}} \rangle \langle u_{n'\vec{q}} | v_y | u_{n\vec{q}} \rangle]}{(\varepsilon_{n'\vec{q}} - \varepsilon_{n\vec{q}})^2} \\ &= \frac{2M_z(\vec{q})}{\Delta + \lambda(\nu\tau - 2)} \approx \frac{2\tau m_0}{\Delta^2} (\Delta + 2\nu\tau\lambda - 6m_0q^2). \end{aligned} \quad (5)$$

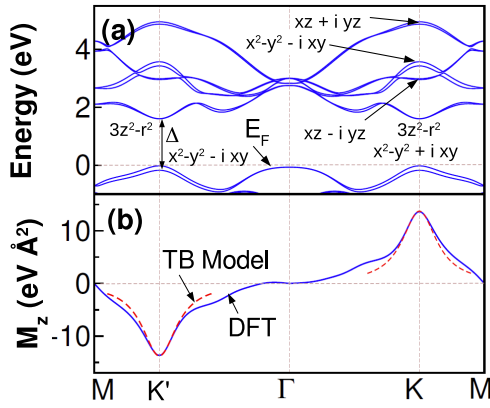


FIG. 2. (a) Density-functional band structure together with the orbital characters near the valley points and (b) the computed sum of the orbital moments (M_z) over all occupied bands along selected symmetry lines.

Clearly, Ω^z has opposite signs for the two valleys, so that $\vec{v} \propto \vec{E} \times \vec{\Omega}$ is in opposite directions for the K and the K' valley electrons. Thus the positive orbital moment of the K valley moves in one direction, while the negative orbital moment of K' moves in the opposite direction, leading to a net orbital Hall current.

The magnitude of the orbital Hall conductivity (OHC) may be calculated using the Kubo formula by the momentum sum of the orbital Berry curvatures [4,6], viz.,

$$\sigma_{\alpha\beta}^{\gamma,\text{orb}} = -\frac{e}{N_k V_c} \sum_{n\vec{k}}^{\text{occ}} \Omega_{n,\alpha\beta}^{\gamma,\text{orb}}(\vec{k}), \quad (6)$$

where α, β, γ are the Cartesian components, and $j_\alpha^{\text{orb},\gamma} = \sigma_{\alpha\beta}^{\gamma,\text{orb}} E_\beta$ is the orbital current density along the α direction with the orbital moment along γ , generated by the electric field along the β direction. In the 2D systems, V_c is the surface unit cell area, so that the conductivity has the dimensions of $(\hbar/e)\Omega^{-1}$.

The orbital Berry curvature $\Omega_{n,\alpha\beta}^{\gamma,\text{orb}}$ in Eq. (6) can be evaluated as

$$\Omega_{n,\alpha\beta}^{\gamma,\text{orb}}(\vec{k}) = 2\hbar \sum_{n' \neq n} \frac{\text{Im}[(u_{n\vec{k}} | \mathcal{J}_\alpha^{\gamma,\text{orb}} | u_{n'\vec{k}} \rangle \langle u_{n'\vec{k}} | v_\beta | u_{n\vec{k}} \rangle]}{(\varepsilon_{n'\vec{k}} - \varepsilon_{n\vec{k}})^2}, \quad (7)$$

where the orbital current operator is $\mathcal{J}_\alpha^{\gamma,\text{orb}} = \frac{1}{2}\{v_\alpha, L_\gamma\}$, with $v_\alpha = \frac{1}{\hbar} \frac{\partial H}{\partial k_\alpha}$ the velocity operator and L_γ is the orbital angular momentum operator.

It turns out that due to the simplicity of the TB Hamiltonian (1), valid near the valley points, the orbital and the standard Berry curvatures are the same, apart from a valley-dependent sign, viz.,

$$\Omega_{n,\text{yx}}^{z,\text{orb}}(\vec{q}) = \tau \times \Omega_n^z(\vec{q}). \quad (8)$$

To see this, we take the momentum derivative of (1) to get

$$\hbar v_x(\vec{q}) = \begin{bmatrix} 0 & \tau t a & 0 & 0 \\ \tau t a & 0 & 0 & 0 \\ 0 & 0 & 0 & \tau t a \\ 0 & 0 & \tau t a & 0 \end{bmatrix} = t a \tau \sigma_x \otimes I_s, \quad (9)$$

and, similarly, $\hbar v_y(\vec{q}) = -t a \sigma_y \otimes I_s$ and $v_z(\vec{q}) = 0$. Furthermore, in the subspace of the TB Hamiltonian, $L_x = L_y = 0$, and $L_z = \tau \hbar(\sigma_z + 1) \otimes I_s$. By matrix multiplication, we immediately find that $\mathcal{J}_\alpha^{z,\text{orb}} = \tau \hbar v_\alpha$ and $\mathcal{J}_\alpha^{x,\text{orb}} = \mathcal{J}_\alpha^{y,\text{orb}} = 0$, which leads to the result (8). The expression for the orbital Berry curvature then follows from Eqs. (5) and (8), viz.,

$$\Omega_{v,\text{yx}}^{z,\text{orb}}(\vec{q}) = \frac{2\tau M_z(\vec{q})}{\Delta + \lambda(\nu\tau - 2)}, \quad (10)$$

where $M_z(\vec{q})$ is the orbital moment in Eq. (4). At a general k point, the full expression (7) must be evaluated to obtain the OHC.

This is a key result of the Rapid Communication, which shows that the orbital Berry curvatures near the K and K' points are directly proportional to the respective orbital moments, and, more importantly, they have the same sign at the two valleys as both τ and M_z change signs simultaneously. Thus, the contributions from these two valleys add up, leading to a nonzero OHC. Another important point is that $\Omega_{v,\text{yx}}^{z,\text{orb}}$ exists even *without* the SOC, and it has only a weak dependence on λ as seen from Eq. (10). Neglecting the λ dependence, we see that at both valley points, the contribution to the OHC is given by $\Omega_{v,\text{yx}}^{z,\text{orb}} = 2t^2 a^2 / \Delta^2$. In fact, the momentum sum in OHC can be performed analytically in this limit by integrating up to the radius q_c ($\pi q_c^2 = \Omega_{\text{BZ}}$) to yield the result

$$\begin{aligned} \sigma_{\text{yx}}^{z,\text{orb}} &= -\frac{2e}{(2\pi)^2} \sum_{v=\pm 1} \int_0^{q_c} d^2 q \times \Omega_{v,\text{yx}}^{z,\text{orb}}(\vec{q}) \\ &= \frac{-e}{\pi} \times \left[1 - \frac{\Delta}{\sqrt{\Delta^2 + (32\pi t^2/\sqrt{3})}} \right] + O(\lambda^2/\Delta^2), \end{aligned} \quad (11)$$

which is consistent with the anticipated result that the larger the parameter t^2/Δ^2 , the larger is the OHC, primarily because the orbital moment M_z increases.

We pause here to compare the OHE with the related phenomenon of the valley Hall effect, which has been proposed in the gapped graphene as well as in the TMDCs [11,12]. In the valley Hall effect, electrons in the two valleys flow in opposite directions, leading to a charge current and additionally to an orbital current (the valley orbital Hall effect [12]), if there is a valley population imbalance (e.g., created by shining light). This is in complete contrast to the OHE, which is an *intrinsic* effect without any need for population imbalance between the valleys. More interestingly, unlike the valley Hall effect, the OHE described here does not have any net charge current but there exists only a *pure* orbital current. Furthermore, in the valley Hall effect, the nonzero valley orbital magnetization [11] explicitly breaks the \mathcal{T} symmetry, which is preserved in the present case. In this sense the OHE studied here is completely different from the valley Hall effect proposed earlier.

Density functional results. We now turn to the DFT results for the monolayer TMDCs. Orbital moments were computed using pseudopotential methods [18] and the Wannier

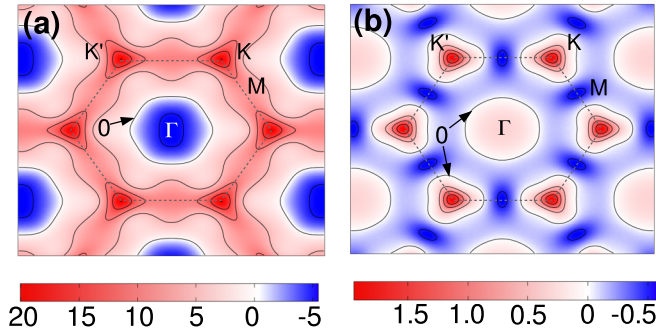


FIG. 3. (a) Orbital and (b) spin Berry curvatures (in units of \AA^{-2}), summed over the occupied states, on the $k_z = 0$ plane for 2H-MoS₂. The contours correspond to the tick values on the color bar and the zero contours have been indicated explicitly.

functions as implemented in the WANNIER90 code [19,20] (see Supplemental Material [21] for details). The complementary muffin-tin orbitals based method (NMTO) [23] was used to compute the orbital moment as well as the orbital and the spin Hall conductivities. In the latter method, effective TB hopping matrix elements between the M - d orbitals are obtained for several neighbors, which yields the full TB Hamiltonian valid everywhere in the BZ, using which all quantities of interest are computed. The BZ sums for the OHC and spin Hall conductivity (SHC) were computed with 400×400 k points in the 2D zone. The computed orbital moments using the WANNIER90 or the NMTO method agree quite well.

The DFT band structure and the corresponding orbital moments are shown in Figs. 1(c) and 2 for MoS₂. As shown in Fig. 2(b), the orbital moments computed from the Hamiltonian (1) near the valley points agree quite well with the DFT results. Note that the total orbital moment (summed over the BZ) vanishes due to the presence of \mathcal{T} , though it is nonzero at individual k points.

From the TB model (1), we had studied the orbital moment and the OHE near the valley points. From the DFT calculations, we can compute the same over the entire BZ, the result of which is shown in Fig. 3(a). As seen from the figure, the dominant contribution comes from the k space near the valley points K, K' . Since the intrinsic orbital moment near the Γ point is absent, the orbital Berry curvature in this region takes a nonzero value only due to the orbital moments induced by the applied electric field in the Hall measurement, similar to the centrosymmetric case [4]. This results in a small contribution σ_Γ to the net OHC, as seen from Table I, which lists the partial contributions to the OHC coming from different parts of the BZ. Note that there is only one independent component of OHC, viz., $\sigma_{yx}^{z,\text{orb}} = -\sigma_{xy}^{z,\text{orb}}$.

Spin Hall effect. For a material to be a good candidate for the detection of the OHE, the SHC must be small, as both carry angular momentum. To this end, we compute the SHC, first from the model Hamiltonian and then from the full DFT calculations. Analogous to the calculation of the OHC, the SHC can be obtained by the sum of the spin Berry curvatures, $\Omega_{v,yx}^{z,\text{spin}}(\vec{k})$, evaluated by replacing the orbital current operator with the spin current operator $\mathcal{J}_\alpha^{\gamma,\text{spin}} = \frac{1}{4}\{v_\alpha, s_\gamma\}$ in Eq. (7). For the two spin-split valence bands near the valley points in

TABLE I. DFT results for the OHC of the monolayer TMDCs, including the partial contributions ($\sigma_{yx}^{z,\text{orb}} = \sigma_K + \sigma_\Gamma + \sigma_{\text{rest}}$), σ_K, σ_Γ , and σ_{rest} being the contributions, respectively, from the valley, Γ point, and the remaining regions of the BZ. OHC are in units of $10^3 \times (\hbar/e)\Omega^{-1}$, while the SHC are in units of $(\hbar/e)\Omega^{-1}$.

Materials	σ_K	σ_Γ	σ_{rest}	$\sigma_{yx}^{z,\text{orb}}$	$\sigma_{yx}^{z,\text{spin}}$
MoS ₂	-9.1	1.7	-3.2	-10.6	1.0
MoSe ₂	-8.0	1.7	-3	-9.3	1.8
MoTe ₂	-9.1	1.1	-2.5	-10.5	3.0
WTe ₂	-8.6	1.0	-2.6	-10.2	9.4

the TB model, we find

$$\Omega_{v,yx}^{z,\text{spin}}(\vec{q}) = \frac{vM_z(\vec{q})}{\Delta + \lambda(v\tau - 2)} = \frac{v\tau}{2}\Omega_{yx}^{z,\text{orb}}(\vec{q}). \quad (12)$$

Note that $\Omega_{v,yx}^{z,\text{spin}}(\vec{q})$ has opposite signs for the two spin-split bands and in the limit of $\lambda = 0$, they exactly cancel everywhere producing a net zero SHC. For a nonzero λ , these two contributions add up to produce a small net SHC. Calculating the contributions from the valley points with a similar procedure as Eq. (11), we obtain the result $\sigma_{yx}^{z,\text{spin}} \sim -e\lambda(\pi\Delta)^{-1}$, in the limit $\lambda \ll \Delta$. This is clearly much smaller than the OHC (11), by a factor of λ/Δ . From the DFT results (see Table I), we do indeed find that the SHC is about three orders of magnitude smaller than the OHC. Even in doped samples though the SHC is expected to be higher than the undoped sample, the typical values [8] are nevertheless still an order of magnitude smaller than the computed OHC. These arguments suggest TMDCs to be excellent candidates for the observation of OHE, since the intrinsic SHC is negligible in comparison.

In conclusion, we examined the intrinsic OHE in noncentrosymmetric materials and illustrated the ideas for the monolayer TMDCs. The broken \mathcal{I} in TMDCs produces a robust momentum-space intrinsic orbital moment $\vec{M}(\vec{k})$, present even in the absence of λ . Due to the opposite Berry curvatures at the valley points K and K' , these orbital moments flow in opposite directions, leading to a large OHC [$\approx 10^4 (\hbar/e)\Omega^{-1}$]. The vanishingly small intrinsic SHC in these materials make them particularly suitable for the direct observation of the OHE, which can be measured by detecting the orbital torque generated by the orbital Hall current [5]. The magneto-optical Kerr effect may also be used to detect the orbital moments accumulated at the edges of the sample due to the OHE [24]. Furthermore, the valley-orbital locking can be probed in photon polarized angle-resolved photoemission measurements [25]. In addition, it may be possible to tune the OHC by applying a transverse electric field [26,27]. Experimental confirmation of the OHE in the TMDCs may open up new avenues for the realization of orbitronics devices.

Acknowledgments. We thank the U.S. Department of Energy, Office of Basic Energy Sciences, Division of Materials Sciences and Engineering for financial support under Grant No. DE-FG02-00ER45818. Computational resources were provided by the National Energy Research Scientific Computing Center, a user facility also supported by the US Department of Energy.

- [1] T. Tanaka, H. Kontani, M. Naito, T. Naito, D. S. Hirashima, K. Yamada, and J. Inoue, Intrinsic spin Hall effect and orbital Hall effect in $4d$ and $5d$ transition metals, *Phys. Rev. B* **77**, 165117 (2008).
- [2] H. Kontani, T. Tanaka, D. S. Hirashima, K. Yamada, and J. Inoue, Giant Intrinsic Spin and Orbital Hall Effects in Sr_2MO_4 ($M = \text{Ru, Rh, Mo}$), *Phys. Rev. Lett.* **100**, 096601 (2008).
- [3] H. Kontani, T. Tanaka, D. S. Hirashima, K. Yamada, and J. Inoue, Giant Orbital Hall Effect in Transition Metals: Origin of Large Spin and Anomalous Hall Effects, *Phys. Rev. Lett.* **102**, 016601 (2009).
- [4] D. Go, D. Jo, C. Kim, and H.-W. Lee, Intrinsic Spin and Orbital Hall Effects from Orbital Texture, *Phys. Rev. Lett.* **121**, 086602 (2018).
- [5] D. Go and H.-W. Lee, Orbital torque: Torque generation by orbital current injection, *Phys. Rev. Res.* **2**, 013177 (2020).
- [6] D. Jo, D. Go, and H.-W. Lee, Gigantic intrinsic orbital Hall effects in weakly spin-orbit coupled metals, *Phys. Rev. B* **98**, 214405 (2018).
- [7] V. T. Phong, Z. Addison, S. Ahn, H. Min, R. Agarwal, and E. J. Mele, Optically Controlled Orbitronics on a Triangular Lattice, *Phys. Rev. Lett.* **123**, 236403 (2019).
- [8] W. Feng, Y. Yao, W. Zhu, J. Zhou, W. Yao, and D. Xiao, Intrinsic spin Hall effect in monolayers of group-VI dichalcogenides: A first-principles study, *Phys. Rev. B* **86**, 165108 (2012).
- [9] B. T. Zhou, K. Taguchi, Y. Kawaguchi, Y. Tanaka, and K. T. Law, Spin-orbit coupling induced valley Hall effects in transition-metal dichalcogenides, *Commun. Phys.* **2**, 26 (2019).
- [10] D. Xiao, G.-B. Liu, W. Feng, X. Xu, and W. Yao, Coupled Spin and Valley Physics in Monolayers of MoS_2 and Other Group-VI Dichalcogenides, *Phys. Rev. Lett.* **108**, 196802 (2012).
- [11] D. Xiao, W. Yao, and Q. Niu, Valley-Contrasting Physics in Graphene: Magnetic Moment and Topological Transport, *Phys. Rev. Lett.* **99**, 236809 (2007).
- [12] Z. Song, R. Quhe, S. Liu, Y. Li, J. Feng, Y. Yang, J. Lu, and J. Yang, Tunable valley polarization and valley orbital magnetic moment Hall effect in honeycomb systems with broken inversion symmetry, *Sci. Rep.* **5**, 13906 (2015).
- [13] D. Xiao, J. Shi, and Q. Niu, Berry Phase Correction to Electron Density of States in Solids, *Phys. Rev. Lett.* **95**, 137204 (2005); D. Xiao, M.-C. Chang, and Q. Niu, Berry phase effects on electronic properties, *Rev. Mod. Phys.* **82**, 1959 (2010).
- [14] P.-O. Löwdin, A note on the quantum-mechanical perturbation theory, *J. Chem. Phys.* **19**, 1396 (1951).
- [15] J. C. Slater and G. F. Koster, Simplified LCAO method for the periodic potential problem, *Phys. Rev.* **94**, 1498 (1954).
- [16] A. Kormányos, V. Zólyomi, N. D. Drummond, P. Rakytá, G. Burkard, and V. I. Fal'ko, Monolayer MoS_2 : Trigonal warping, the Γ valley, and spin-orbit coupling effects, *Phys. Rev. B* **88**, 045416 (2013).
- [17] D. Ceresoli, T. Thonhauser, D. Vanderbilt, and R. Resta, Orbital magnetization in crystalline solids: Multi-band insulators, Chern insulators, and metals, *Phys. Rev. B* **74**, 024408 (2006).
- [18] P. Giannozzi, S. Baroni, N. Bonini, M. Calandra, R. Car, C. Cavazzoni, D. Ceresoli, G. L. Chiarotti, M. Cococcioni, I. Dabo *et al.*, QUANTUM ESPRESSO: A modular and open-source software project for quantum simulations of materials, *J. Phys.: Condens. Matter* **21**, 395502 (2009).
- [19] N. Marzari and D. Vanderbilt, Maximally localized generalized Wannier functions for composite energy bands, *Phys. Rev. B* **56**, 12847 (1997); I. Souza, N. Marzari, and D. Vanderbilt, Maximally localized Wannier functions for entangled energy bands, *ibid.* **65**, 035109 (2001).
- [20] M. G. Lopez, D. Vanderbilt, T. Thonhauser, and I. Souza, Wannier-based calculation of the orbital magnetization in crystals, *Phys. Rev. B* **85**, 014435 (2012); A. A. Mostofi, J. R. Yates, G. Pizzi, Y. S. Lee, I. Souza, D. Vanderbilt, and N. Marzari, An updated version of Wannier90: A tool for obtaining maximally localised Wannier functions, *Comput. Phys. Commun.* **185**, 2309 (2014).
- [21] See Supplemental Material at <http://link.aps.org/supplemental/10.1103/PhysRevB.101.121112> for a description of the density functional methods and additional DFT results, which includes Ref. [22].
- [22] G. Kresse and J. Furthmüller, Efficient iterative schemes for *ab initio* total-energy calculations using a plane-wave basis set, *Phys. Rev. B* **54**, 11169 (1996).
- [23] O. K. Andersen and T. Saha-Dasgupta, Muffin-tin orbitals of arbitrary order, *Phys. Rev. B* **62**, R16219(R) (2000).
- [24] Y. K. Kato, R. C. Myers, A. C. Gossard, and D. D. Awschalom, Intrinsic spin and orbital Hall effects from orbital texture, *Science* **306**, 1910 (2004).
- [25] S. R. Park, J. Han, C. Kim, Y. Y. Koh, C. Kim, H. Lee, H. J. Choi, J. H. Han, K. D. Lee, N. J. Hur, M. Arita, K. Shimada, H. Namatame, and M. Taniguchi, Chiral Orbital-Angular Momentum in the Surface States of Bi_2Se_3 , *Phys. Rev. Lett.* **108**, 046805 (2012).
- [26] S. Bhowal and S. Satpathy, Electric field tuning of the anomalous Hall effect at oxide interfaces, *npj Comput. Mater.* **5**, 61 (2019).
- [27] D. Go, J.-P. Hanke, P. M. Buhl, F. Freimuth, G. Bihlmayer, H.-W. Lee, Y. Mokrousov, and Stefan Blügel, Toward surface orbitronics: Giant orbital magnetism from the orbital Rashba effect at the surface of *sp* metals, *Sci. Rep.* **7**, 46742 (2017).