

Resources of nonlinear cavity magnonics for quantum information

Mehrdad Elyasi ¹, Yaroslav M. Blanter,² and Gerrit E. W. Bauer ^{3,4}

¹*Institute for Materials Research, Tohoku University, 2-1-1 Katahira, 980-8577 Sendai, Japan*

²*Kavli Institute of Nanoscience, Delft University of Technology, Lorentzweg 1, 2628CJ Delft, The Netherlands*

³*Zernike Institute for Advanced Materials, University of Groningen, The Netherlands*

⁴*Institute for Materials Research & AIMR & CSRN, Tohoku University, 980-8577 Sendai, Japan*



(Received 31 October 2019; revised manuscript received 28 December 2019; accepted 15 January 2020; published 3 February 2020)

We theoretically explore nonlinearities of ferromagnets in microwave cavities in the classical and quantum regimes and assess the resources for quantum information, i.e., fluctuation squeezing and bipartite entanglement. The (semi)classical analysis of the anharmonic oscillator (Duffing) model for the Kittel mode when including all other magnon modes, reveals chaotic and limit-cycle phases that do not survive in quantum calculations. However, magnons with nonzero wave numbers that are driven by the Suhl instability of the Kittel mode, form a genuine limit cycle. We subsequently compute bounds for the distillable entanglement, as well as entanglement of formation for the bipartite configurations of the mixed magnon modes. The former vanishes when obtained from a covariance matrix, but can be recovered by injection locking. The predicted magnon entanglement is experimentally accessible with yttrium iron garnet samples under realistic conditions.

DOI: [10.1103/PhysRevB.101.054402](https://doi.org/10.1103/PhysRevB.101.054402)

I. INTRODUCTION

Cavity optomagnonics is the emergent field devoted to understand the interaction of magnons—the quanta of the elementary spin wave excitations of the magnetic order—with electromagnetic waves confined to cavities [1,2]. While optomagnonic coupling to (infrared) light is dispersive and, at least to date, rather weak [3–6], magnons (ultra) strongly interact with microwave (MW) photons [1,2,7], thereby enabling classical and quantum information processing and storage with coherently controlled magnons [8–11]. Up/down-quantum converters between both communication (optical fibers) and processing (superconducting qubits) units have been envisioned and pursued [3,4,12–14].

Strongly coupled MW photons can drive a weakly damped magnonic system easily into the nonlinear response regime. Hysteresis [15,16], Bose-Einstein condensation [17–21], auto-oscillation (and chaos) [22–25], synchronization [26,27], soliton formation [24,25,28–31], and magnon transistors [32] are only few examples of nonlinearities in magnetism and magnonics. The standing waves in cavities form a strongly peaked density of states that facilitates the strong coupling of magnons with microwave photons, leading to nonlinear phenomena such as resonance frequency shifts and bistability in an yttrium iron garnet (YIG) sphere [33,34]. These observations were explained with the Duffing model—the minimal model of a nonlinear oscillator, with an anharmonic term in the potential energy $\sim x^4$, where x is the canonical position. The Duffing model is the main means to describe nonlinearities in the dynamics of nano- and optomechanical systems [35–37].

In the linear regime, the dynamics of the fundamental modes of optomechanics and optomagnonics, such as the vibrations of a cantilever and the coherent precession of the magnetic order (Kittel mode) obey basically the same equations. However, while the Duffing model has been found to be

quite appropriate for most of nonlinear mechanics, it is not obvious that it should work as well for nonlinear magnonics. For example, in contrast to the phonons in elastic media, the magnetic dipolar interaction renders the magnon dispersion in thin films strongly anisotropic and nonmonotonic; the Kittel mode at the origin of reciprocal space is not an energetic minimum. The three-field and four-field magnon scattering processes caused by dipolar and exchange interactions, as well as crystalline anisotropies, can lead to instabilities with finite wave lengths that cannot be modelled by a single anharmonic oscillator. Indeed, the unique spin wave dispersion is instrumental to some of the nonlinearity induced phenomena such as the generation and observation of nonequilibrium Bose-Einstein (Rayleigh-Jeans) condensation of magnons at nonzero wave vector [17–20,38], magnonic transistors [32], and instabilities leading to classical auto-oscillation and chaos [15,22,23].

On the other hand and in contrast to nanomechanics and Josephson devices, magnonic quantum effects have been elusive with very few possible exceptions [11,39]. Observation of quantum nonlinearities such as squeezing, generation of nonclassical states, photon blockade, and entanglement [40–45] have never been reported in magnonics.

Here we argue that transcending the Duffing paradigm is *conditio sine qua non* to explore a considerable potential of optomagnonics for quantum applications. We start with a strictly classical analysis of the driven steady state Kittel mode dynamics that already explains the observed bistability [34]. Subsequently, we include other magnon modes, still in a classical formulation. We recover the second Suhl instability that occurs when the Kittel mode decays into $\pm \vec{k} \neq 0$ magnons and classify the steady state modes as a function of photonic drive and AC magnetic field frequencies. We observe fixed points, auto-oscillating limit cycles, and chaos. Subsequently, we add a quantum Langevin thermal noise to the dynamics that turns out to transform some fixed point steady states into

limit cycles with large phase uncertainties. Auto-oscillating limit cycles and chaotic dynamics do not survive a quantum treatment by the corresponding quantum master equation, while the fluctuation-induced limit cycles persist. The “phase diagrams” at different levels of approximation help to understand the quantum noise and entanglement measures computed for the driven magnon-photon system.

The fluctuation statistics of the steady states reveal squeezing, which can serve as a quantum information resource, as well as bounds for distillable entanglement and entanglement of formation. Finally, we assess the effect of injection locking of the $\pm\vec{k} \neq 0$ magnons limit cycle on these entanglement measures. As few as four copies of steady states can in principle be transformed into a completely entangled state equivalent to a spin singlet, which could be of immediate use in quantum teleportation, simulation, and computation.

In Sec. II, we introduce the details of the model of a magnet inside a cavity and all the nonlinearities involved. Then we classify the outcomes of the nonlinear terms in the anti-crossing region of the magnon Kittel mode and cavity photon frequencies. The outcomes include bistability, Suhl instability, fixed point, limit cycle, and chaotic dynamics of $\pm\vec{k} \neq 0$ magnons. In Sec. III, we include quantum Langevin noise sources, and show that the solutions of $\pm\vec{k} \neq 0$ magnons excited by the Suhl instability of the Kittel mode are always limit cycles. We also develop an equivalent quantum master equation, and solve it in the number space of the corresponding harmonic oscillators. The limit cycle of $\pm\vec{k} \neq 0$ magnons is reproduced in the Wigner function representation of the steady states. In Sec. IV, we address the first quantum information resource, i.e. fluctuation squeezing, which is observable by microwave scattering amplitudes. In Sec. V, we focus on entanglement as an important quantum information resource. We find finite distillable entanglement shared between the Kittel mode and $\pm\vec{k} \neq 0$ modes. However, it is not simply accessible via the covariance matrix of the (quantum) noise, and thereby less interesting from an experimental point of view. In Sec. VIA, we introduce the mechanism of “injection locking” of the $\pm\vec{k} \neq 0$ limit cycle solutions that transforms an arbitrary phase excited state into a fixed point with Gaussian statistics. In Sec. VIB, we show that the distillable entanglement then becomes accessible in the covariance matrix, allowing for a straightforward experimental analysis and utilization of the entanglement. In Sec. VIC, we assess the effect of injection locking on entanglement calculated from the quantum master equation solution, and analyze the consistency with the semiclassical approaches of Secs. VIA and VIB. Finally, in Sec. VII, we propose concrete setups for experimental realization of the quantum information resources assessed in this work, addressing the key parameters, feasibility, challenges, and constraints on, e.g., magnet dimension and environment temperature. The results are supported by several Appendices. We summarize the symbols and abbreviations in Appendix E, Table I.

II. MODEL AND CLASSICAL NONLINEAR ANALYSIS

We focus (but do not limit) attention on a high-quality magnetic element such as a sphere of yttrium iron garnet in a microwave cavity. The static magnetization \vec{M}_0 is saturated

and aligned by an applied static magnetic field $\vec{H}_{\text{ext}} \parallel \hat{z}$. The magnet is placed into the antinode of a transverse AC magnetic field of a selected cavity mode with angular frequency ω_c . In the total Hamiltonian

$$H^{(T)} = H^{(c)} + H^{(mc)} + H^{(d)} + H^{(T,m)}, \quad (1)$$

$H^{(c)} = \hbar\omega_c b^\dagger b$, where b (b^\dagger) is the annihilation (creation) operator of a bare photon cavity mode (respectively). $H^{(mc)}$ is the magnon-photon interaction, $H^{(d)} = i\vec{B}(e^{-i\omega_d t} b^\dagger - e^{i\omega_d t} b)$ is the microwave input drive with frequency ω_d and amplitude \vec{B} . $H^{(T,m)} = \sum_{\vec{k}} \hbar\omega_{\vec{k}} c_{\vec{k}}^\dagger c_{\vec{k}} + H_{\text{int}}^{(T,m)}$ governs the magnons with annihilation/creation field operators $c_{\vec{k}}/c_{\vec{k}}^\dagger$. The dispersion relation $\omega_{\vec{k}}$ and their interactions $H_{\text{int}}^{(T,m)}$ are affected by dipolar field, exchange interaction, and crystalline anisotropy, as summarized in Appendix A [22,46,47]. Magnons in the bulk of a magnet are plane waves with wave vector \vec{k} and frequency $\omega_{\vec{k}}$ that start from the Kittel mode at $\vec{k} = 0$ and can be very anisotropic [see Figs. 1(a) and 1(b)] [48–52]. We treat the finite size effects at wavelengths comparable to the sample size in the Suhl approximation [53], separating the uniform mode from those with finite wavelength that we treat as plane waves. At long wave lengths, we may invoke the magnetostatic (MS) approximation [48,49] to treat the effects of the dipolar interaction. We focus on YIG spheres that are often used in experiments [1,11], but we can handle magnetic films with minor adjustments.

The magnon interaction in a gas with finite density is described by the Holstein-Primakoff expansion (see Appendix A) in terms of crystalline anisotropies, dipolar, and exchange interactions. The leading three- and four-particle magnon-magnon scattering processes are conveniently treated in a (Suhl) compartmentalized reciprocal space. The magnon-magnon scattering terms for the Kittel mode are, e.g., $c_0^\dagger c_{-\vec{k}} c_{\vec{k}}$ and $c_0^\dagger c_0^\dagger c_{-\vec{k}} c_{\vec{k}}$, where c_0^\dagger/c_0 are the creation/annihilation operators of the Kittel and plane-wave ($\vec{k} \neq 0$) magnon modes, respectively. Energy and momentum conservation impose constraints on the ($\vec{k} \neq 0$, $\omega_{\vec{k}}$) states into which a Kittel mode magnon can be scattered. We assume an external magnetic field \vec{H}_{ext} large enough (much greater than $M_s/3$ for a sphere, where M_s is the saturation magnetization) such that three magnon, as well as two magnon-one photon scattering processes are non-resonant, which allow us to focus on the effects of four-magnon scatterings (4MS). The most important terms in $H_{\text{int}}^{(T,m)}$ are therefore the four magnon scatterings $H^{(4MS)} = \sum_{\vec{k}, \vec{k}'} [(D_{\vec{k}, \vec{k}'}^{4MS,1} c_{\vec{k}}^\dagger c_{\vec{k}'}^\dagger c_{\vec{k}} c_{\vec{k}'}) + (D_{\vec{k}, \vec{k}'}^{4MS,2} c_{\vec{k}}^\dagger c_{-\vec{k}}^\dagger c_{\vec{k}'} c_{-\vec{k}'}) + \text{H.c.}]$ with coefficients $D_{\vec{k}, \vec{k}'}^{4MS,1}$ and $D_{\vec{k}, \vec{k}'}^{4MS,2}$ given in Appendix A.

YIG spheres can be fabricated with diameters down to 250 μm with traditional technology [13,54]. By integrating YIG into nanoscale photonic chips, further downscaling appears possible [54–56]. Here, for calculations, we chose a diameter $d = 0.1 \text{ mm}$, keeping in mind that for larger (smaller) spheres, larger (smaller) drive powers are required to achieve the same results and that the exploited degeneracy vanishes when $d \lesssim 1 \mu\text{m}$. We adopt a saturation magnetization $M_s = 1.46 \times 10^5 \text{ A/m}$ along the (111) crystalline axis with uniaxial magnetic anisotropy $K_c = -2480 \text{ J/m}^3$ [57],

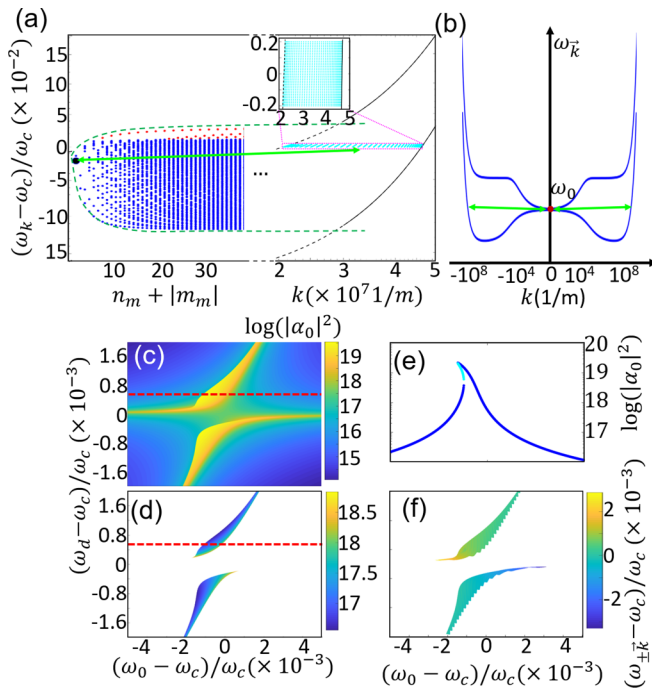


FIG. 1. Kittel mode instability in the Landau-Lifshitz-Gilbert equation. (a) The magnon dispersion for a sphere. The magneto-static (MS) modes are indicated by black (Kittel mode), blue (bulk modes) and red (surface modes) dots. The MS band matches the continuum band at certain k , at which the green dashed lines touch the black full/dashed lines. The ellipsis \dots indicates the region that separates the continuum from the MS manifold. The cyan-colored dots represent the phase space region tested for instabilities, of which the inset is a zoomed-in version. (b) The envelopes of the magnon dispersion in a thin film on a logarithmic wave number scale. The red dot indicates the Kittel mode. In (a) and (b), the top and bottom envelopes correspond to $\vec{k} \parallel \vec{M}_0 \parallel \hat{z}$ and $\vec{k} \perp \vec{M}_0$, respectively. The green arrows in (a) and (b) schematically depict the four magnon scattering processes (4MS) responsible for the instability of the Kittel mode. [(c)–(e)] Steady state solutions for the populated Kittel mode with “self-Kerr” nonlinearity but without inclusion of $\vec{k} \neq 0$ modes. [(c) and (d)] Magnon number $|\alpha_0|^2$ (α_0 is Kittel mode mean field) as a function of Kittel mode and microwave drive frequency, where (c) depicts the solutions when the system is in either stable state or the solution with larger magnon population when the system is bistable, while (d) shows only the solution with smaller magnon numbers in the bistable regime. (e) plots $|\alpha_0|^2$ along the red dashed lines of (c) and (d). Blue dots are the stable fixed points, and the cyan dots are unstable saddle points. (f) Instability of the Kittel mode solutions in (a) when $\vec{k} \neq 0$ magnons are allowed to contribute. Here the color codes the frequency of the $\pm\vec{k}$ pair that becomes unstable first.

and gyromagnetic ratio $\gamma = 2.6 \times 10^{10} \text{ T}^{-1} \text{ s}^{-1}$ [16]. We adopt a cavity mode $\omega_c = 10^{11}/(2\pi) \text{ s}^{-1}$ and Kittel-cavity mode coupling constant $D_0 = 10 \text{ MHz}$. The magnetization dynamics is damped by a Gilbert constant $\alpha_G = 10^{-4}$ [58] and the dissipation rate of the cavity mode $\zeta_c = 1 \text{ MHz}$. We chose effective dissipation rates from recent experiments at cryogenic temperatures and relevant frequencies [2,11]. We disregard couplings of the cavity mode to other than the Kittel (Walker) modes, which is allowed when the magnet is at an

antinode of a sufficiently large cavity or, when this is not the case [59], spectrally separated, i.e., outside the detuning $(\omega_0 - \omega_c)/\omega_c$ range considered here [2,11]. Alternatives to YIG are lithium ferrite [59], vanadium tetracyanoethylene [60], and NiFe [61,62].

As discussed in Appendix A, essentially all the dipolar interaction, exchange, and anisotropy contribute to the 4MS terms, see, e.g., Eqs. (A10)–(A14). Here, the exchange interaction maximizes the coefficient of the 4MS term responsible for Suhl instability at large $|\vec{k}|$, $D_{0,\vec{k}}^{4MS,2} \sim 10^{-8}$, but other interactions are significant as well and included in the calculations. The shape anisotropy and crystalline anisotropy contribute a repulsive 4MS interaction. Dipolar interaction and crystalline anisotropy mix the modes, leading to complex 4MS terms [see Eqs. (A18)–(A20)] such that the label attractive or repulsive cannot be simply made. While the formalism is material independent, we focus here on a parameter set for undoped YIG materials.

The field operators $c_0 = \alpha_0 + \delta c_0$, $c_{\vec{k}} = \alpha_{\vec{k}} + \delta c_{\vec{k}}$ and $b = \beta + \delta b$ fluctuate by $\{\delta c_0, \delta c_{\vec{k}}, \delta c_0\}$ around the steady state mean-field amplitudes $\{\alpha_0, \alpha_{\vec{k}}, \beta\}$. The canonical position and momentum (quadrature operators) are $x_{0(\vec{k})} = (c_{0(\vec{k})}^\dagger + c_{0(\vec{k})})/2$ and $p_{0(\vec{k})} = i(c_{0(\vec{k})}^\dagger - c_{0(\vec{k})})/2$ for the magnon modes and $X = (b^\dagger + b)/2$ and $Y = i(b^\dagger - b)/2$ for the photon mode, respectively, with fluctuations $\delta x_{0(\vec{k})}$, $\delta p_{0(\vec{k})}$, δX , and δY , respectively. In this section, we deal only with mean fields and turn to the fluctuations later.

Most results are in the (ω_0, ω_d) parameter space for fixed microwave intensity $\bar{B} = 3.3 \times 10^{13} \text{ s}^{-1}$, which corresponds to a field of $\sim 1 \text{ mT}$ when $\omega_d \sim \omega_c$. $\bar{B} = \sqrt{\zeta_{c,ex} P_{in}/(\hbar\omega_d)}$, where $\zeta_{c,ex}$ is the photon dissipation by leakage, and the cavity input power $P_{in} \approx 13 \text{ mW}$ (11.1 dBm) for the range of ω_d we consider. This power is large enough to access all phenomena offered in nonlinear phase space. For smaller powers down to $P_{in} \sim 1 \text{ mW}$, we observe bistability of the Kittel mode and the Suhl instability close to the origin of (ω_0, ω_d) parameter space, but no limit cycles and/or chaotic motion. The power demands scale with the volume of magnet: for a sphere of 1 mm radius, a $P_{in} = 13 \text{ W}$ is necessary to achieve the same results as shown here. Bryant *et al.* [22] carried out a classical analysis of the full nonlinear dynamics of the Suhl instability of the first kind as a function of input power and dc external magnetic field, at twice the microwave frequency of the Kittel mode. The nonlinear magnetization dynamics of YIG spheres with a typical diameter of 1 mm required powers in the range of 1–20 dB (1–100 W) [22,23]. Here we address the Suhl instability of the second kind at excitation frequencies close to the Kittel mode. Experiments that classified the corresponding nonlinear phase space observed limit cycles, and their doublings, eventually leading to chaos [63]. The microwave magnetic fields that cause classical chaos in our analysis is $\sim 2 \text{ mT}$ when $\omega_0 \sim \omega_d$, which agrees with the ~ 1 –10 mT (~ 10 times critical field of Suhl instability [53,64] of the second kind) in these experiments and theories [23,63].

The equations of motion (EOM) for the three distinct fields (and similarly for the Hermitian conjugates), viz. the cavity mode field, Kittel mode field, and selected $\vec{k} \neq 0$ modes fields,

is obtained from $H^{(T)}$ [see Eq. (1) and Appendix A], with dissipation and noise added:

$$\begin{aligned} \dot{c}_0 = & -i \left(\Delta_0 + 2 \sum_{\vec{k} \neq 0} \text{Re} [\mathcal{D}_{0,\vec{k}}^{4\text{MS},1}] n_{\vec{k}} \right) c_0 - \frac{\zeta_{m,0}}{2} c_0 \\ & - 2i c_0^\dagger \sum_{\vec{k} \neq 0} \mathcal{D}_{0,\vec{k}}^{4\text{MS},2} c_{-\vec{k}} c_{\vec{k}} \\ & - 2i \text{Re} [\mathcal{D}_{0,0}^{4\text{MS},1} + \mathcal{D}_{0,0}^{4\text{MS},2}] [c_0 + 2c_0^\dagger c_0 c_0] + iD_0 b \\ & + \sqrt{\zeta_{mm,0}} F_{mm,0}(t) + \sqrt{\zeta_{mp,0}} F_{mp,0}(t), \end{aligned} \quad (2)$$

$$\begin{aligned} \dot{c}_{\vec{k} \neq 0} = & -i \left(\Delta_{\vec{k}} + 2 \sum_{\vec{k}' \neq \vec{k}} \text{Re} [\mathcal{D}_{\vec{k},\vec{k}'}^{4\text{MS},1}] n_{\vec{k}'} \right) c_{\vec{k}} - \frac{\zeta_{m,\vec{k}}}{2} c_{\vec{k}} \\ & - i (\mathcal{D}_{0,\vec{k}}^{4\text{MS},2})^* c_0 c_0 c_{-\vec{k}}^\dagger - 2i \text{Re} [\mathcal{D}_{\vec{k},\vec{k}}^{4\text{MS},1}] [c_{\vec{k}} + 2c_{\vec{k}}^\dagger c_{\vec{k}} c_{\vec{k}}] \\ & - i c_{-\vec{k}}^\dagger \sum_{\vec{k}' \neq 0} \mathcal{D}_{\vec{k},\vec{k}'}^{4\text{MS},2} c_{-\vec{k}'} c_{\vec{k}'} \\ & + \sqrt{\zeta_{mm,\vec{k}}} F_{mm,\vec{k}}(t) + \sqrt{\zeta_{mp,\vec{k}}} F_{mp,\vec{k}}(t), \end{aligned} \quad (3)$$

$$\begin{aligned} \dot{b} = & -i \Delta b - \frac{\zeta_c}{2} b + B + iD_0 c_0 \\ & + \sqrt{\zeta_{c,0}} F_{c,0}(t) + \sqrt{\zeta_{c,\text{ex}}} F_{c,\text{ex}}(t), \end{aligned} \quad (4)$$

where $\mathcal{D}_{\vec{k},\vec{k}'}^{4\text{MS},1}$ and $\mathcal{D}_{\vec{k},\vec{k}'}^{4\text{MS},2}$ are the strengths of the 4MS scatterings of the form $c_{\vec{k}}^\dagger c_{\vec{k}'} c_{\vec{k}}^\dagger c_{\vec{k}'}$ and $c_{\vec{k}}^\dagger c_{-\vec{k}'}^\dagger c_{\vec{k}'} c_{-\vec{k}}$, respectively (see Appendix A). We defined detunings $\Delta_0 = \omega_0 - \omega_d$, $\Delta_{\vec{k}} = \omega_{\vec{k}} - \omega_d$, and $\Delta = \omega_c - \omega_d$. The damping parameters are $\zeta_{m,0} = \zeta_{mm,0} + \zeta_{mp,0}$, $\zeta_{m,\vec{k}} = \zeta_{mm,\vec{k}} + \zeta_{mp,\vec{k}}$, and $\zeta_c = \zeta_{c,\text{ex}} + \zeta_{c,0}$. $\zeta_{mm,0}$ ($\zeta_{mp,0}$) is the dissipation rate of the Kittel mode field by interaction with the magnon (phonon) bath, and $\zeta_{mm,\vec{k}}$ ($\zeta_{mp,\vec{k}}$) the same for the \vec{k} mode. $\zeta_{c,\text{ex}}$ ($\zeta_{c,0}$) is the photon dissipation by leakage (interaction). The damping parameters ζ_X are connected to the stochastic (Markovian) Langevin fields F_X by the fluctuation dissipation theorem. Details are given in Appendix B. We formulate the dynamics for real \vec{B} in the rotating frame of the microwave drive. Therefore the phases of the steady state fields are relative to the drive phase.

The nonlinearity of the Kittel mode alone is the so-called self-Kerr term $(c_0^\dagger c_0)^2$, which corresponds to the nonparabolicity in the Duffing model. It leads to a bistability in the solutions of the classical mean fields when \vec{B} exceeds a certain threshold, which happens here in (ω_0, ω_d) parameter space close to the magnon-polariton ($\omega_0 = \omega_d$) [33,34,65]. We address this reduced problem by the EOM of Eqs. (2)–(4), by dropping all terms involving the $\vec{k} \neq 0$ magnons and replace the stochastic fields by their mean values, which leads to a sixth order equation in $|\alpha_0|^2$ (α_0 is the Kittel mode mean field). When our choice of \vec{B} is above the threshold, two stable and one unstable (saddle point) solutions of $|\alpha_0|^2$ manifest the classical bistability. Figures 1(c)–1(e) show a typical map of the computed “self-Kerr” solution, i.e., the Kittel magnon number $|\alpha_0|^2$ without mixing with other modes. Figure 1(c) summarizes the stable solutions and the large amplitude or number state in the parameter regime in which the system

is bistable, i.e., close to the magnon-polariton (anti)crossing, while Fig. 1(d) is the other stable solution with smaller magnon numbers. We explore the nonlinear phase space at each (ω_0, ω_d) independently, hereby disregarding (classical) hysteretic effects that arise when sweeping the applied magnetic field ω_0 . Figure 1(e) is a plot of the frequencies of the stable and unstable (saddle points) solutions for the ω_d indicated by red-dashed lines in Figs. 1(c) and 1(d).

Subsequently, we assess the Suhl instability of the solutions in Fig. 1(c) caused by 4MS with $\vec{k} \neq 0$ magnons (for the parameters used here, the lower magnon number solutions in Fig. 1(d) remain stable). We scan the \vec{k} values for which the 4MS is expected to be largest [see Fig. 1(a)] and search for the $\pm \vec{k} \neq 0$ pair of modes with largest positive real eigenvalue of the linearized matrix \mathcal{O} (defined in Appendix B) that here corresponds to the EOM linearized around the Kittel mode mean field. Results are summarized in Fig. 1(f) in the form of the frequencies of the most unstable magnon pairs $\omega_{\pm \vec{k}}$.

In order to classify the steady states, we first solve the EOM, i.e., Eqs. (2)–(4) without Langevin stochastic fields, in which the field operators become classical amplitudes, similar to conventional micromagnetics. The solutions of the EOM with initial condition chosen to be an excited pure Kittel mode from Fig. 1(c) are shown in Fig. 2. We observe (i) chaotic behavior with finite positive Lyapunov exponents [66,67], (ii) auto-oscillation limit cycle (LC), and (iii) fixed point (FP1 and FP2) solutions. The final state in region FP1 is a pure Kittel mode, which implies that the self-Kerr solution from the higher magnon number branch relaxes back to the stable lower magnon number one in Fig. 1(d): the $\vec{k} \neq 0$ modes help the Kittel mode to explore a larger phase space, thereby escaping a fixed point with a shallow energy well. In region FP2 the system settles into a hybrid state with significant contributions from magnons with finite momentum.

III. QUANTUM LANGEVIN AND MASTER EQUATION

Next, we solve the EOMs with random initial conditions close to those of Fig. 2 and add Langevin quantum stochastic fields at an ambient temperature $T_{\text{env}} = 1$ K [see Eqs. (2)–(4) and Appendix B 2 for description of baths and their correlation functions, moderate temperature variations cause expected and mild changes]. Since the (Markovian) bath approximation breaks down as $T_{\text{env}} \rightarrow 0$, we cover the ultralow temperature regime by solving the quantum master equations for $T_{\text{env}} = 0$ K (see also Appendix C). We conclude below that the features such as entanglement measures (see Sec. VI) are mathematically (and physically) tolerant with respect to moderate changes in temperature. We repeat the computations 1600 times for the (ω_0, ω_d) points of Fig. 2 indicated by black and red stars, i.e., for a fixed point of type 2 (FP2) for which the $\pm \vec{k} \neq 0$ pair mean field does not vanish, with results in Fig. 3(a), and of an auto-oscillation limit cycle (LC) with results in Fig. 3(b), respectively. We plot the probability distributions of $\{\langle x_0(p_0) \rangle, \langle X(Y) \rangle, \langle x_{\pm \vec{k}}^2 + p_{\pm \vec{k}}^2 \rangle\}$, where $x_0 = \text{Re}[\alpha_0]$, $p_0 = \text{Im}[\alpha_0]$ for the Kittel mode, X, Y are the analogues for the photon (for completeness) and $|\alpha_{\pm \vec{k}}|^2 = x_{\pm \vec{k}}^2 + p_{\pm \vec{k}}^2$ is the number of $\pm \vec{k}$ magnons. The phase of $\alpha_{\pm \vec{k}}$ for FP2 in Fig. 3(a) becomes undetermined. Even though the

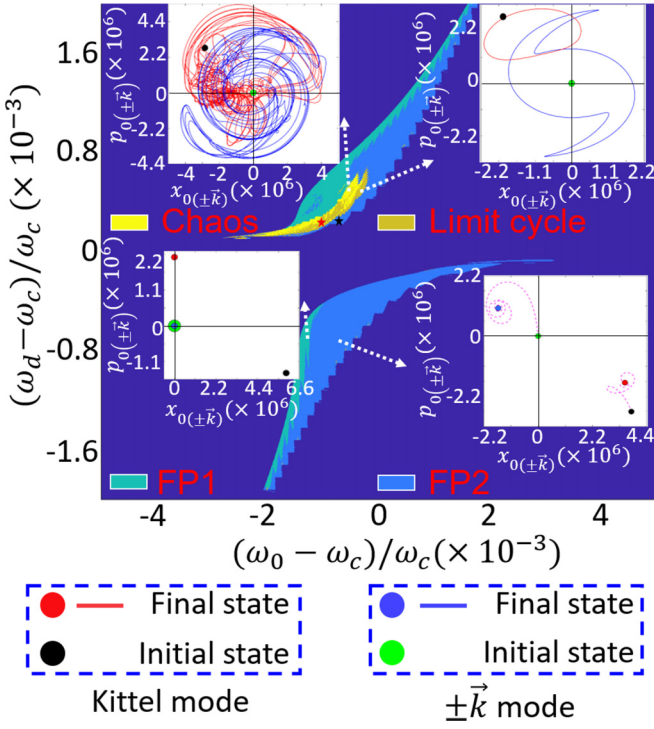


FIG. 2. Steady state classification of the solutions of the Landau-Lifshitz equation without thermal noise. The darkest blue indicates the region where there is no instability of the Kittel mode to $\pm \vec{k} \neq 0$. Each type of steady state is indicated by a color labeled inside the main panel, i.e., chaos, limit cycle, FP1, and FP2. For each of the four types, an example is also shown, and the corresponding point in the main panel map is indicated by white dashed arrows. Point and line colors in inside panels corresponding to initial states and final states are shown in the bottom panel. In FP1 inset, the green point size is adjusted for clarity, and the blue dot coincides with the green dot. The trajectory from initial to final state of FP2 is also shown. The values corresponding to the photonic mode are not shown. The black and red stars in the figure are the (ω_0, ω_d) values used in Fig. 3.

steady state solution of $\vec{k} \neq 0$ magnons is a fixed point, the noise transforms it to a limit cycle. The Kittel and photon modes, on the other hand, undergo only a coherent precession with small and elliptical fluctuations while their phases remain deterministic. Figure 3(b) shows the fate of a LC after the noise is switched on. The averages of the $\vec{k} \neq 0$ magnons are distributed over a doughnut in phase space [a typical trajectory is plotted as pink dashed line in Fig. 3(b)]. The dynamics of the Kittel and photon mode are still the same deterministic LC closed loops of the noiseless solutions. The inset of Fig. 3(a) shows the probability distribution P of the fluctuations around the mean field of the Kittel and $\pm \vec{k}$ modes. Since the mean-field Kittel (or photon) mode is a fixed point, the fluctuation probability distribution in $(\delta x_0, \delta p_0)$ space is expected to be Gaussian. The radial fluctuations $P(\delta r_{\pm \vec{k}})$ of the $\pm \vec{k}$ limit cycle solutions are also Gaussian distributed. On the other hand, the fluctuations around the Kittel (photon) mode limit cycles in the inset of Fig. 3(b) are clearly not Gaussian. The

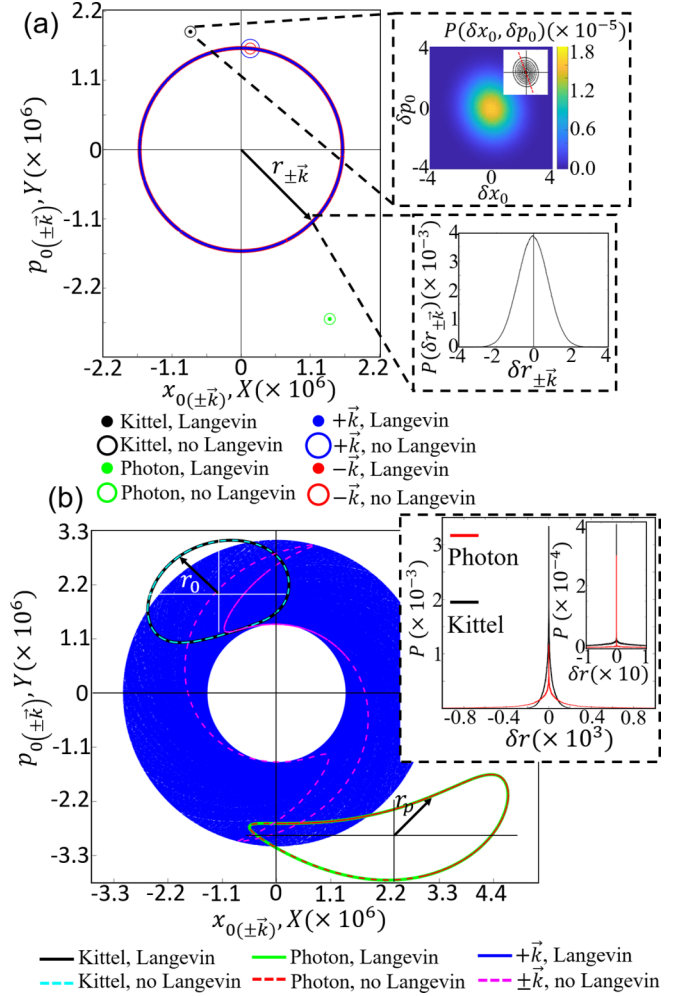


FIG. 3. Steady states of the system with inclusion of Langevin fields. (a) and (b) correspond to a fixed point of type 2 (FP2, when a $\pm \vec{k} \neq 0$ pair mean field is nonzero) and auto-oscillation limit cycle (LC), at (ω_0, ω_d) indicated by black and red stars in Fig. 2, respectively. (a) Main panel is the final fixed points with and without inclusion of Langevin fields for the Kittel, $\pm \vec{k}$, and photon modes. The final states for all the 1600 runs with Langevin fields, plotted. Insets show probability distributions of the fluctuations around the mean field of the Kittel and $\pm \vec{k}$ modes. Since the mean-field Kittel (or photon) mode is a fixed point, the fluctuation probability distribution in $(\delta x_0, \delta p_0)$ space is expected to be Gaussian. The radial fluctuations $P(\delta r_{\pm \vec{k}})$ of the $\pm \vec{k}$ limit cycle solutions are also Gaussian distributed. On the other hand, the fluctuations around the Kittel (photon) mode limit cycles in the inset of Fig. 3(b) are clearly not Gaussian. The

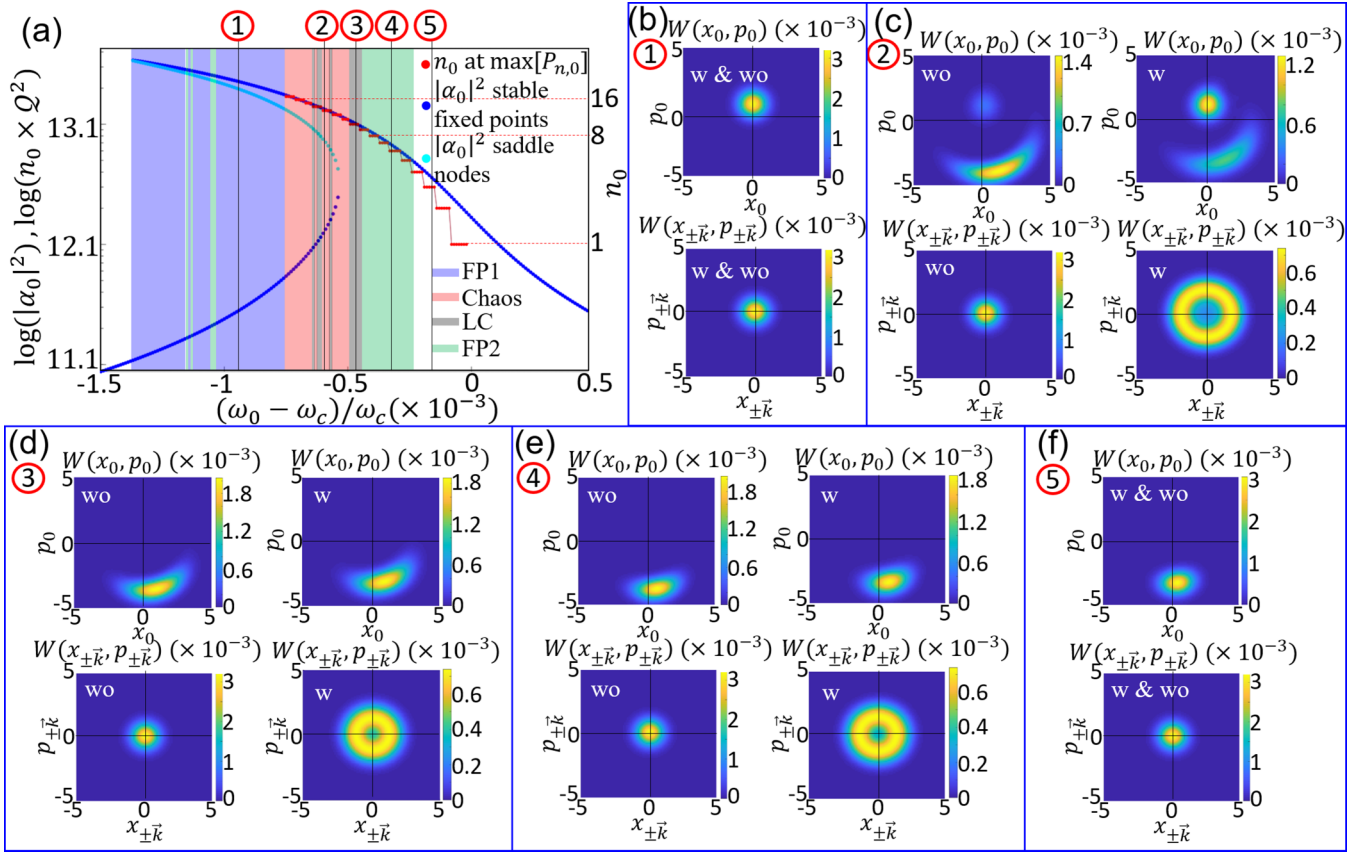


FIG. 4. Steady states derived from the quantum master equation. (a) Duffing model: n_0 , the maximum of the number distribution $P_{n,0}$ of the Kittel mode compared with the classical magnon number ($|\alpha_0|^2$) from Fig. 1(e) for the photon frequency ω_d , indicated by the red-dashed line in Figs. 1(c) and 1(d). The right vertical ordinate indicates n_0 as solved in the scaled system, whereas the left axis shows the corresponding values in the physical basis. The different classes of steady states when $\bar{k} \neq 0$ modes are included are coded by the background shading colors (see Fig. 2). Five particular magnetic fields (ω_0) are singled out by the numbered vertical thin black lines. [(b)–(f)] Wigner function [Eq. (6)] for the Kittel and $\pm\bar{k}$ modes [“w” (“wo”) means with(out) inclusion of $\pm\bar{k}$ modes].

width of the distribution is larger by a factor of $\sim 10^3$ than the Gaussians of Fig. 3(a) that correspond to the environment temperature $T_{\text{env}} = 1$ K. The probability distribution is the deviation from the trajectory, and in principle independent of its form. The relatively large width of the distribution appears nevertheless to be correlated with the complexity of the deterministic LC, and the increased noise smear out the structure in phase space. We see below that these LC’s do not exist in the quantum master equation calculations, indicating that the quantum fluctuations have more serious effects than the thermal ones at 1 K.

Finally, we turn to quantum effects by solving the master (Lindblad) equation (see Appendix C)

$$\dot{\hat{\rho}} = -i[H^{(T)}, \hat{\rho}] + \sum_{\bar{k} \in \{0, \bar{k}, -\bar{k}\}} L_{\bar{k}}^{(T)}(\hat{\rho}, T_{\text{env}}), \quad (5)$$

where in $H^{(T)}$ the photon mode has been adiabatically removed from $H^{(T)}$, with renormalized Kittel mode detuning $\Delta'_0 = [\Delta_0 - (D_0^2 \Delta)/(\Delta^2 + \zeta_c^2/4)]$ and Kittel mode drive $i(\bar{B}'c_0^\dagger - \text{H.c.})$ with effective field $\bar{B}' = (-i\Delta\bar{B}D_0)/(\Delta^2 + \zeta_c^2/4)$, where Δ (Δ_0) is cavity (Kittel mode) detuning with respect to drive, D_0 is the coupling between Kittel and cavity modes, \bar{B} is the microwave cavity drive amplitude, and ζ_c

the cavity damping (see Sec. II). $L_{\bar{k}}^{(T)}(\hat{\rho}, T_{\text{env}})$ is the total Lindblad operator for each of the magnon modes. This master equation is based on the assumption of Markovian baths. Equation (5) can be rewritten in terms of a superoperator \mathcal{L} as $\dot{\hat{\rho}} = \mathcal{L}\hat{\rho}$ and the steady state density matrix ρ_{ss} is the solution of $\mathcal{L}\rho_{ss} = 0$. We can compute the eigenvector of the sparse matrix \mathcal{L} corresponding to the lowest eigenvalue (see Appendix C) for a matrix dimension of up to $10^6 \times 10^6$. Even at $T_{\text{env}} = 0$ this forces us to scale the system down to a numerically tractable Hilbert space, dividing \bar{B} by a factor Q while multiplying the fourth order interactions by Q^2 . This scaling preserves the bistability map as well as instability with respect to $\pm\bar{k}$ magnon generation in the (ω_0, ω_d) parameter space. The cost-benefit ratio of the scaling is optimized by $Q = 1.1 \times 10^6$. Calculations for finite temperatures are possible but expensive, and for this scaling amplitude, we expect only weak effects for $T_{\text{env}} \lesssim 0.1$ K.

We first focus on the quantum mechanical Duffing oscillator, without mixing in $\pm\bar{k}$ magnons. Figure 4(a) summarizes the calculated $|\alpha_0|^2$, where α_0 is the Kittel mode mean field, as well as the $n_0 = c_0^\dagger c_0$ which maximizes the number distribution for a fixed photon frequency, and ω_d corresponding to Fig. 1(e). The left axis shows $|\alpha_0|^2$ and the rescaled $n_0 Q^2$ to facilitate comparison with the classical results, while the

right axis is n_0 in the downscaled system. The discrete steps in n_0 are an artifact introduced by the small size of the rescaled system. The colored background encodes the type of the corresponding classical steady state. The numbered vertical lines indicate the selected drive frequencies for which we compute the steady state density matrix ρ_{ss} including the $\vec{k} \neq 0$ magnon modes. The reduced density matrix for each mode $\rho_{\vec{q}}$ is obtained by tracing out all other modes, i.e., $\rho_{\vec{q}} = \text{Tr}_{\vec{q}' \neq \vec{q}}[\rho_{ss}]$, where $\vec{q}', \vec{q} \in \{0 \text{ (Kittel magnon)}, \pm \vec{k}\}$. We calculate the Wigner function, a (quasi-)probability distribution in position-momentum phase space [68,69],

$$W(x_{\vec{q}}, p_{\vec{q}}) = \int \left\langle x_{\vec{q}} - \frac{y}{2} \middle| \hat{\rho}_{\vec{q}} \middle| x_{\vec{q}} + \frac{y}{2} \right\rangle e^{ip_{\vec{q}}y} dy, \quad (6)$$

where $|x_{\vec{q}} \pm \frac{y}{2}\rangle$ are position eigenstates. Results are summarized in Figs. 4(b)–4(f), representing the distinct classes (FP1, chaos, LC, FP2, and stable to 4MS, respectively) found in the (semi)classical calculations. While chaos and limit cycles of the Kittel and photon modes do not survive in the quantum regime, the limit cycle in the $\pm \vec{k} \neq 0$ modes become conspicuous as rings in Figs. 4(c)–4(e). The maxima of the Wigner functions should be interpreted as attractors (fixed point or limit cycle) that are broadened by zero-point (and in case of $T_{\text{env}} \neq 0$ thermal) fluctuations. A fixed point with (squeezed) thermal fluctuations such as the Kittel mode solution in Fig. 3(a) becomes a Gaussian in the Wigner function centered on the same point of phase space, e.g.,

$$W(x_0, p_0) = \frac{1}{\pi(n_{th} + \frac{1}{2})} \exp\left(-\frac{|x_0 + ip_0 - \alpha_0|^2}{n_{th} + \frac{1}{2}}\right) \quad (7)$$

for an isotropic coherent state [68,69]. In the present quantum calculations, we address the zero-point fluctuation with $n_{th} \rightarrow 0$. The probability distribution of the position and momentum $P(\delta x_0, \delta y_0)$ [see, e.g., Fig. 3(a) insets] is related to the Wigner function as $P(\delta x'_{0,\theta}, \delta y'_{0,\theta}) = \int_{-\infty}^{+\infty} W(\delta x'_0, \delta p'_0) d\delta p'_0$, where $(\delta x'_{0,\theta}, \delta p'_{0,\theta})$ corresponds to $(\delta x_0, \delta p_0)$ rotated by θ . For a Gaussian, $P(\delta x_0, \delta p_0) = W(\delta x_0, \delta p_0)$. In general, the Wigner function can be reconstructed from a measured P by, e.g., a maximum likelihood or Radon transform [71]. The limit cycle of $\pm \vec{k}$ modes in Fig. 3(a) is a circle with the same radius and width as the corresponding Wigner function at the same T_{env} . $W(x_0, p_0)$ in Fig. 4(c) shows two local maxima pertaining to two classically bistable points [65,70]; the self-Kerr bistability is a classical phenomenon, while quantum fluctuations lead to finite distributions around the two fixed points in phase space.

IV. SQUEEZING OF THE NOISE

Since the quantum analysis rules out limit cycles in the steady state of the Kittel (photon) mode, we may analyze their nature by focusing on the phase space in the proximity of the fixed point solutions FP1 (Kittel mode, $\pm \vec{k} \neq 0$ magnon modes only thermally occupied) and FP2 (a $\pm \vec{k} \neq 0$ magnon mode with nonzero mean field), which is accessible in terms of the steady state covariance matrix Λ_∞ (see Appendix B for details), and experimentally in the cavity output field, e.g., by homodyne detection [69,71]. In Figs. 5(a) and 5(b), we map the angle of the minor axis θ_{sq} and ellipticity ξ_{sq} of

the calculated variances. Figure 5(c) shows some examples of the *photonic* Wigner functions obtained from the covariance matrices calculated by the quantum Langevin equations (nonscaled system with $T_{\text{env}} = 1 \text{ K}$) [69,72] as

$$W(\delta X, \delta Y) = \int_{-\infty}^{+\infty} d^3 \delta x_{0(\pm \vec{k})} d^3 \delta p_{0(\pm \vec{k})} \frac{1}{(2\pi)^2 \sqrt{\det(\Lambda_\infty)}} \times \exp\left\{-\frac{1}{2} \mathbf{v} \Lambda_\infty \mathbf{v}^T\right\}, \quad (8)$$

where $\mathbf{v} = [\delta x_0, \delta p_0, \delta x_{\vec{k}}, \delta p_{\vec{k}}, \delta x_{-\vec{k}}, \delta p_{-\vec{k}}, \delta X, \delta Y]$. $d^3 \delta x_{0(\pm \vec{k})} = d\delta x_0 d\delta x_{\vec{k}} d\delta x_{-\vec{k}}$, and $d^3 \delta p_{0(\pm \vec{k})} = d\delta p_0 d\delta p_{\vec{k}} d\delta p_{-\vec{k}}$ (for definition of fluctuating fields see Sec. II and Table I). Here, the black contours are the computed variance ellipses, while the red circles indicate the zero-point fluctuations of the non-interacting photon. This analysis only holds for fixed points, otherwise the full Wigner function as in Figs. 4(b)–4(f) should be computed. For a classical state, the uncertainty in a given direction in the position-momentum (quadrature) phase space can not be less than 1, which implies that the black and red contours may not intersect. The two panels of Fig. 5(c) that are marked by purple stars are therefore proof-of-principle that quantum squeezed states can be generated. This magnon-induced squeezing of light is the first quantum information resource reported here. It is an essential ingredient for accurate measurements of, e.g., sub-shot-noise phases in a Mach-Zehnder setup [69]. At certain points in the (ω_0, ω_d) plane, the amount of squeezing can be enhanced by increasing the power (i.e. $|\alpha_{0,\pm \vec{k}}|$, see Appendix B 1) as well as reducing T_{env} .

V. ENTANGLEMENT

A second resource for quantum information is entanglement. The 4MS term of the form $c_0^\dagger c_0 c_{\vec{k}}^\dagger c_{\vec{k}} + c_0^\dagger c_0 c_{-\vec{k}}^\dagger c_{-\vec{k}}$ leads to a dominant mean-field potential $\alpha_0 \alpha_{\vec{k}} \delta c_0^\dagger \delta c_{\vec{k}}^\dagger + \alpha_0 \alpha_{-\vec{k}} \delta c_0^\dagger \delta c_{-\vec{k}}^\dagger + \text{H.c.}$ [$\alpha_{0(\pm \vec{k})}$ is the mean field amplitude of the Kittel ($\pm \vec{k} \neq 0$) magnon], i.e., a “two-mode squeezing” Hamiltonian for the Kittel and either mode of the $\pm \vec{k}$ pair fluctuations, which corresponds to the maximal bipartite entanglement of two continuous variables [72,73]. When the instability mixes Kittel with $\pm \vec{k}$ modes, i.e., $\alpha_{\pm \vec{k}} \neq 0$, the modes should therefore be entangled. Correspondingly, a 4MS term of the form $c_0 c_0 c_{\vec{k}}^\dagger c_{-\vec{k}}^\dagger + c_{\vec{k}}^\dagger c_{-\vec{k}}^\dagger c_{-\vec{k}} c_{-\vec{k}} + \text{H.c.}$ should entangle the $\pm \vec{k}$ modes. In order to assess entanglement, we consider the two distinct bipartite configurations sketched in Fig. 6, (i) the Kittel magnon-photon polariton as one part and the $\pm \vec{k}$ pair as the other, and (ii) one of the modes of the $\pm \vec{k}$ pair, say \vec{k} , considered as one part and $-\vec{k}$ plus the Kittel magnon-photon polariton as the other. The Kittel mode and the cavity photon form a hybridized polariton by the strong coupling through the beam splitter interaction $ic_0 b^\dagger + \text{H.c.}$, and can be considered as one part. For applications such as quantum teleportation [74,112], the entanglement distillation E_D , i.e., the degree of entanglement (number of perfect Einstein-Podolsky-Rosen states [73] such as spin singlets), is an important parameter. It can be extracted from a bipartite state by local operations and classical communication (the so-called LOCC protocols) [72,75–77]. Here we employ

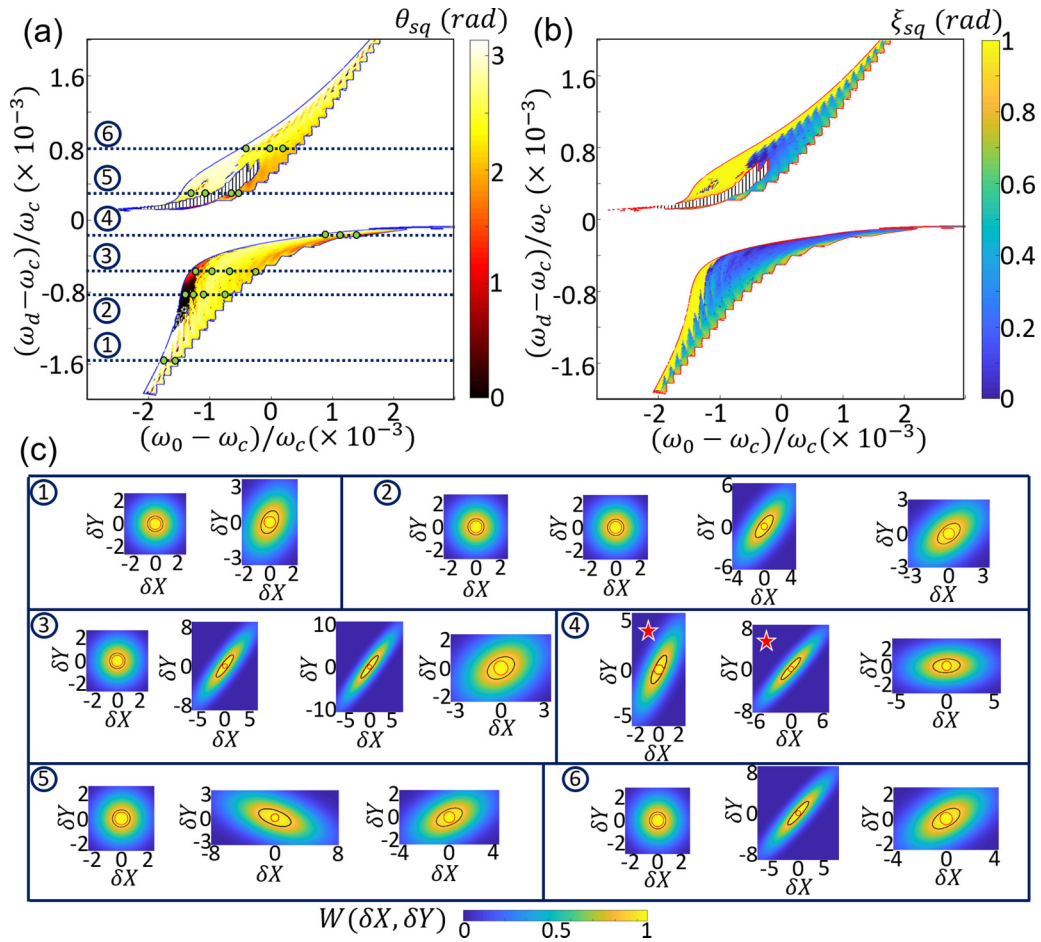


FIG. 5. Fluctuation ellipticity from steady state covariance matrix when $\vec{k} \neq 0$ modes are included. (a) Fluctuation variance ellipse angle θ_{sq} . (b) Fluctuation variance ellipticity ξ_{sq} . In (a) and (b), the hatched area is where the classical steady state is a limit cycle or chaos (see Fig. 2). (c) The constructed Wigner function of the fluctuation for the cavity mode, $W(\delta X, \delta Y)$, from covariance matrix. Each numbered section in (c) corresponds to ω_d indicated by a dashed line with the same number, and ω_0 of each panel is indicated by a hollow circle on the corresponding dashed line (the left most panel of each section: case with smallest ω_0). The color map is the same for all panels and normalized to the maximum value of each panel. Black contours are the variance ellipses, while the red circles are the zero-point fluctuations of the noninteracting photon for reference. In the panels marked by purple stars, red and black curves cross each other at four points.

the concept of negative partial transposition (NPT) [78,79]: the existence of negative eigenvalues of a bipartite state density matrix $\rho_1 \otimes \rho_2$ after partial transposition (ρ_1)^T $\otimes \rho_2$ is a sufficient condition for an entangled state, for bipartite Gaussian states even a necessary one [72]. The degree of negativity in the partial transposed density matrix can be quantified by the logarithmic negativity E_{LN} which determines the upper bound of E_D [72,80]. In other words, depending on the LOCC protocols used for purification of entanglement of a general mixed state of a bipartite configuration, a maximum number of $E_{LN} \times N$ entanglement bits (number of spin singlets) can

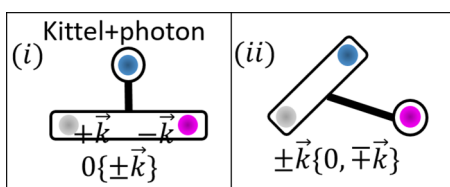


FIG. 6. The two distinct bipartite configurations of the essentially tripartite system, i.e., (i) $0\{\pm\vec{k}\}$ and (ii) $\pm\vec{k}\{0, \mp\vec{k}\}$.

be distilled, where N is the number of copies of the bipartite state. We are therefore interested in the logarithmic negativity E_{LN} [72,75,78–80] of both our semiclassical and quantum density matrices. The former is calculated from the covariance matrix and the latter directly from the density matrix in the number space of involved modes (see Appendix C). Another measure is the entanglement of formation E_F , i.e., the number of fully entangled bipartite particles (such as a spin singlet) required to form the state, or in other words the minimum of the von Neumann entropy of the bipartite state among different (infinite) realizations of a mixed state. We compute E_F for completeness, but note that in contrast to E_D , its value is not of practical importance. The details of the calculations for both approaches to the density matrix are deferred to Appendix D, which also provides a short review of the entanglement measures used here.

Unfortunately, we find that the covariance matrix extracted from the Langevin formalism leads to $E_{LN,0\{\pm\vec{k}\}(LN,\pm\vec{k}\{0,\mp\vec{k}\})}^L = 0$ (superscript L stands for Langevin) all over the (ω_0, ω_d) map: The trace over one mode of an imperfect two-mode

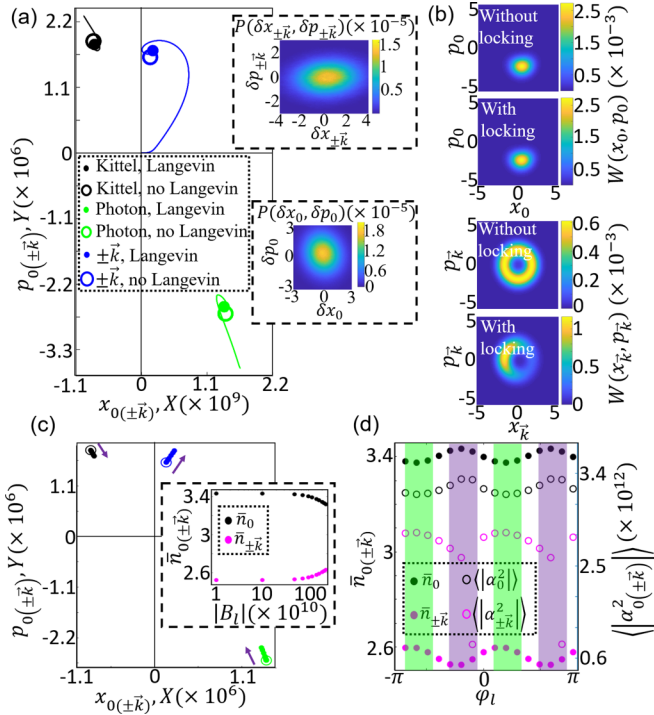


FIG. 7. Injection locking of $\pm \vec{k}$ modes calculated by (a) the Langevin formalism and (b) the quantum master equation at the (ω_0, ω_d) of the black star in Fig. 2. (a) The averaged trajectories from the initial to the final states (filled dots) for all modes. $|B_l| = 10^{12} \text{ 1/s}$ ($< \bar{B}/10$). The color code explained in the panel is applicable also to (c). (Insets) Probability distributions of the fluctuations. The final states from entirely classical calculations and without injection locking are also shown. (b) Results from the quantum master equation, without and with injection locking as indicated. (c) (Langevin) The averaged final states of all fields as a function of locking field B_l from 10^{10} to $2 \times 10^{12} \text{ s}^{-1}$ with fixed $\phi_l = 0$. The purple vectors indicate the shift direction with increasing B_l . (Inset) Mean magnon number $\bar{n}_{0(\pm k)}$ in the scaled quantum system as a function of B_l with $\phi_l = 0$. (d) Dependence of the averaged $\langle |\alpha_{0(\pm k)}|^2 \rangle$ for the final states from Langevin (right axis) and $\bar{n}_{0(\pm k)}$ from quantum master equation calculations (left axis), on the phase $\phi_l \in \{-\pi, \pi\}$ for a fixed $|B_l| = 10^{12} \text{ s}^{-1}$. The purple (green) colored background emphasizes ϕ_l values with weak (strong) locking.

squeezed state leads to a (broadened) squeezed coherent state with an almost deterministic phase. Moreover, the relative position and total momentum of a two-mode squeezed state is also (almost) deterministic. For example, when the bipartite state of the Kittel mode and, say, $+\vec{k}$ mode of the $\pm \vec{k}$ pair is close to a two-mode squeezed state, $x_0 - x_{+\vec{k}}$ and $p_0 + p_{+\vec{k}}$ should be deterministic. However, since the attractors of the $\pm \vec{k}$ modes are limit cycles [see Figs. 3(a) and 4(c)–4(e)], while that of the Kittel mode is a fixed point, $x_0 - x_{+\vec{k}}$ and $p_0 + p_{+\vec{k}}$ are undetermined, no distillable continuous variable entanglement should be expected. The analysis based on the covariance matrix is only accurate for Gaussian states or continuous variable entanglement [72], so $E_{\text{LN}}^L = 0$ does not contradict the finite distillable bipartite entanglement found in the quantum solutions of the scaled system, which indicate that the states are non-Gaussian. For example, at

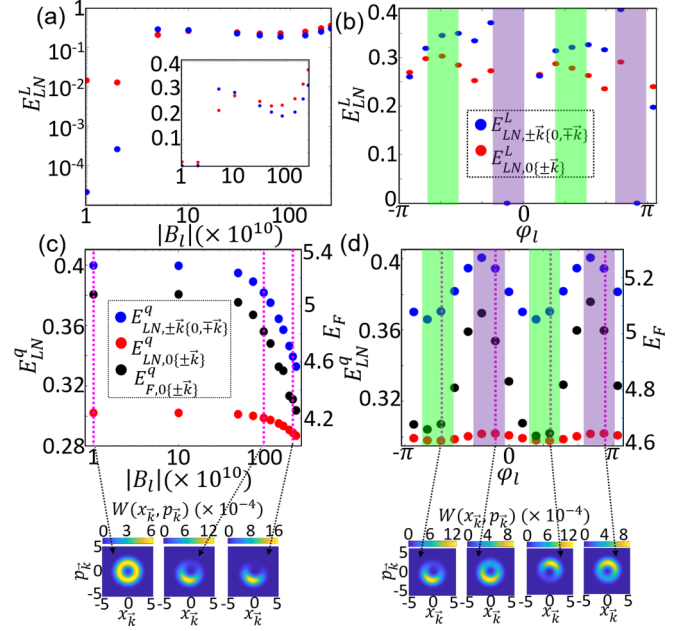


FIG. 8. Entanglement in an excited magnon system with injection locking. (a) The logarithmic negativity E_{LN}^L of steady states from the Langevin formalism as a function of $|B_l|$ for $\phi_l = 0$. In the main panel, both axes are on a log scale. The inset contains the same data on a linear scale. (b) E_{LN}^L as function of ϕ_l , at $|B_l| = 10^{12} \text{ s}^{-1}$. (c) and (d) Logarithmic negativities (left axis) $E_{\text{LN}, \pm \vec{k}, 0 \mp \vec{k}}^q$, $E_{\text{LN}, 0 \{\pm \vec{k}\}}^q$, and entanglement of formation (right axis) $E_{F, 0 \pm \vec{k}}$, in the steady state, calculated by the quantum master equation as a function of $|B_l|$ for $\phi_l = 0$ and as a function of ϕ_l for $|B_l| = 10^{12} \text{ s}^{-1}$, respectively. Bottom insets of (c) and (d) are Wigner functions of $\pm \vec{k}$ modes for particular values of $|B_l|$ and ϕ_l , respectively, indicated by black dashed arrows and purple dashed lines. In (b) and (d), the purple (green) colored bars indicate ϕ_l values corresponding to weak (strong) locking.

(ω_0, ω_d) indicated by the black star in Fig. 2 (all the results in Figs. 7 and 8 correspond to this point), $E_{\text{LN}, 0 \{\pm \vec{k}\}}^q \sim 0.3$ and $E_{\text{LN}, \pm \vec{k}, 0 \mp \vec{k}}^q \sim 0.4$ (superscript q stands for quantum), whereas the continuous variable entanglements $E_{\text{LN}, 0 \{\pm \vec{k}\}}^L = 0$. In other words, entangled states of continuous variables do not comprise all of the entanglement conceivable from bosonic modes. For two modes, a state such as $|0, N\rangle + |N, 0\rangle$ (0 is the vacuum Fock state in one mode and N is the N th Fock state in the other mode) is a maximally entangled state [81,82] but not a two-mode squeezed state.

VI. DISTILLABLE GAUSSIAN ENTANGLEMENT

The finite distillable entanglement by non-Gaussian states predicted for the driven magnet can be assessed experimentally only by a full reconstruction of the density matrix, which is technically very challenging. Only very recently techniques for quantum state tomography of Gaussian states in microwave frequencies have been developed (see below). On the other hand, Gaussian states are fully characterized by the second moment or the auto and cross-correlations which are more readily measured and sufficient to assess the continuous variable entanglement. However, this requires getting rid

of the limit cycles. This can be achieved by fixing the phases of the $\pm\vec{k}$ modes via “injection locking” [24,40,83,84] by an AC coherent drive with fixed phase, a standard technique used, e.g., to improve current-induced spin oscillations [84].

A. Injection locking of $\pm\vec{k} \neq 0$ magnons

Here we study a spatially modulated injection locking with Hamiltonian $H_I = i(B_I e^{-i\omega_L t} c_{\pm\vec{k}}^\dagger - B_I^* e^{i\omega_L t} c_{\pm\vec{k}})$ with drive frequency $\omega_L = \omega_{\pm\vec{k}}$ and amplitude $B_I = |B_I| \exp(i\phi_I)$ and phase ϕ_I , which couples to both modes of the $\pm\vec{k}$ pair. Large enough B_I transforms limit cycles into fixed points, in both the semiclassical [see Fig. 7(a)] and quantum calculations [see Fig. 7(b)]. Figure 7(c) illustrates the effect of locking as a function of $|B_I|$ and a fixed phase $\phi_I = 0$. With increasing $|B_I|$, the mean number of $\pm\vec{k}$ magnons increases, whereas the numbers of Kittel mode magnons and photons decrease. The effects are small but establish identical trends in both Langevin and quantum formalisms. According to Fig. 7(d), the phase ϕ_I modulates the excitations with periodicity of π , since the force is proportional to $\cos(\phi_I + \phi_0)$, where ϕ_0 is a constant shift [24]. Strong (weak) locking implies larger (smaller) number of $\pm\vec{k}$ magnons, and smaller (larger) number of Kittel mode magnons and photons both in Figs. 7(c) and 7(d): the mean magnon numbers $\bar{n}_{0(\pm\vec{k})}$ in the scaled quantum system follow the trends of the equivalent $|\alpha_{0(\pm\vec{k})}|^2$ of the Langevin formalism.

B. Injection locking and Gaussian distillable entanglement

The beneficial effects of locking on the logarithmic negativity extracted from the semiclassical covariance matrix for continuous variable entanglement as a function of $|B_I|$ and ϕ_I are evident in Figs. 8(a) and 8(b). Figure 8(a) shows that both $E_{\text{LN},0(\pm\vec{k})}^L$ and $E_{\text{LN},\pm\vec{k}\{0,\mp\vec{k}\}}^L$ become nonzero by increasing $|B_I|$ to values where locking is achieved and reach ~ 0.3 . Figure 8(b) shows that $E_{\text{LN},0(\pm\vec{k})\{\pm\vec{k}\{0,\mp\vec{k}\}}^L$ strongly depends on the phase ϕ_I . For the ϕ_I with weakest locking, $E_{\text{LN}}^L = 0$. Even though the value of E_{LN}^L with injection locking approaches E_{LN}^q , they are not the same since at different temperatures (1 and 0 K, respectively). E_{LN}^L at 0 K, is larger than E_{LN}^q . The quantum Langevin noise approach is strictly valid only when the Hamiltonian is bilinear and bath is in thermal equilibrium. In the presence of nonlinear terms the Langevin formalism may lead to wrong results at infinite times in contrast to the quantum master equation. For example, the Langevin approach does not capture non-Gaussian correlations and E_{LN}^L is not necessarily correct since non-Gaussian correlations develop due to 4MS terms like $D_{0,\pm\vec{k}}^{4\text{MS},2} c_0^\dagger c_0^\dagger c_{\vec{k}} c_{-\vec{k}}$, with mean field contributions $D_{0,\pm\vec{k}}^{4\text{MS},2} \alpha_0^* \delta c_0^\dagger \delta c_{\vec{k}} \delta c_{-\vec{k}}$. The time constant for non-Gaussian correlations is then $|D_{0,\pm\vec{k}}^{4\text{MS},1(2)} \alpha_{0(\pm\vec{k})}|^{-1}$. On the other hand, the time constant for Gaussian correlations due to terms such as $D_{0,\pm\vec{k}}^{4\text{MS},2} |\alpha_0|^2 \delta c_{\vec{k}} \delta c_{-\vec{k}}$ is $|D_{0,\pm\vec{k}}^{4\text{MS},1(2)} \alpha_{0(\pm\vec{k})}^2|^{-1}$. Therefore Gaussian correlations develop $|\alpha_{0(\pm\vec{k})}|$ times faster than the non-Gaussian ones. Here, any measure based on Gaussian correlations such as E_{LN}^L is therefore valid up to ~ 1 s from the start of the drive. Furthermore, the results of the Langevin calculations are only reliable when its mean

field steady state class is similar to that from quantum master equation calculations, i.e only steady state solutions of the type FP2 and FP1.

C. Effect of injection locking on entanglement

As mentioned earlier, in contrast to the general one, continuous-variable bipartite entanglement requires injection locking. We assess the former by studying the density matrix of the scaled system that solves the quantum master equation, using the logarithmic negativity and entanglement of formation E_F . The entanglement of formation E_F [85,86] in the bipartite configuration (i) is calculated by the algorithm [87] explained in Appendix D 2. It should be noted that for a mixed state E_F can be very different from (but always larger than) the distillable entanglement [86,88]. Figures 8(c) and 8(d) show the dependence of $E_{\text{LN},0(\pm\vec{k})}^q$, $E_{\text{LN},\pm\vec{k}\{0,\mp\vec{k}\}}^q$, and $E_{F,0(\pm\vec{k})}$ on locking field amplitude $|B_I|$ and phase ϕ_I . All entanglement measures are nonzero without the injection locking, and remain finite when locking is added. However, a stronger locking somewhat reduces $E_{\text{LN},0(\pm\vec{k})}^q$, $E_{\text{LN},\pm\vec{k}\{0,\mp\vec{k}\}}^q$, and E_F , in contrast to $E_{\text{LN},0(\pm\vec{k})}^L$, $E_{\text{LN},\pm\vec{k}\{0,\mp\vec{k}\}}^L$, which are strongly enhanced by it. The colored background in Figs. 8(b) and 8(d) codes the regions with stronger (green) and weaker (purple) effects of locking. In particular, Wigner functions of the $\pm\vec{k}$ modes in Figs. 8(c) and 8(d), display more ringlike (coherent state) features, which explain weaker (stronger) effects of locking. Phase locking the existing $\pm\vec{k}$ magnons induces a fraction of magnons on top of those generated by the instability of the Kittel mode, since they are driven by both $i(B_I e^{-i\omega_L t} c_{\pm\vec{k}}^\dagger - B_I^* e^{i\omega_L t} c_{\pm\vec{k}})$ and the (mean-field) 4MS term $D_{0,\vec{k}}^{4\text{MS},2} \alpha_{\pm\vec{k}}^2 c_{\mp\vec{k}} + \text{H.c.}$ (see Appendix A). $D_{0,\vec{k}}^{4\text{MS},2} \alpha_0^2 \alpha_{\pm\vec{k}} \sim 10^{12} \text{ s}^{-1}$ has the same order of magnitude as B_I' . Stronger locking reduces the number of magnons paired with the Kittel mode magnons (i.e., generated from 4MS terms), and therefore the entanglement measures E_{LN}^q and E_F as observed in Figs. 8(c) and 8(d). We compare the dependence of E_{LN}^L and E_{LN}^q on ϕ_I in Figs. 8(b) and 8(d). E_{LN}^L (E_{LN}^q) is larger (smaller) for ϕ_I corresponding to stronger (weaker) locking, even vanishes at some phase angles for which the limit cycle is not significantly suppressed. The inequality $E_F \geq E_{\text{LN}}$ is always obeyed.

VII. EXPERIMENTAL RELEVANCE

The injection locking Hamiltonian and distillation of the entanglement requires coupling of an ac magnetic field to the $\pm\vec{k}$ magnons, i.e., a spatial modulation in the dynamic magnetization with period $\sim \lambda_{\pm\vec{k}} = 2\pi/k \sim 100$ nm, which can be accomplished by gratings such as a periodically modulated coplanar waveguide close to either sphere or thin film [Figs. 9(a) and 9(b)], periodic trenches in a YIG thin film [Fig. 9(c)] [32], or a 2D ferromagnetic nanowire array deposited on top of a thin film [Fig. 9(d)] [89]. In Fig. 9(d), nanostructured magnets act as in-phase antenna for the microwave input at frequency $\omega_{\pm\vec{k}}$ [89–91]. For a sphere, a periodic waveguide [Figs. 9(a) and 9(b)] appears to be the only viable method, but microwave fields lose their modulation with distance. The quality of the spatial modulation improves with reduced size of the sphere to say tens of μm . The k

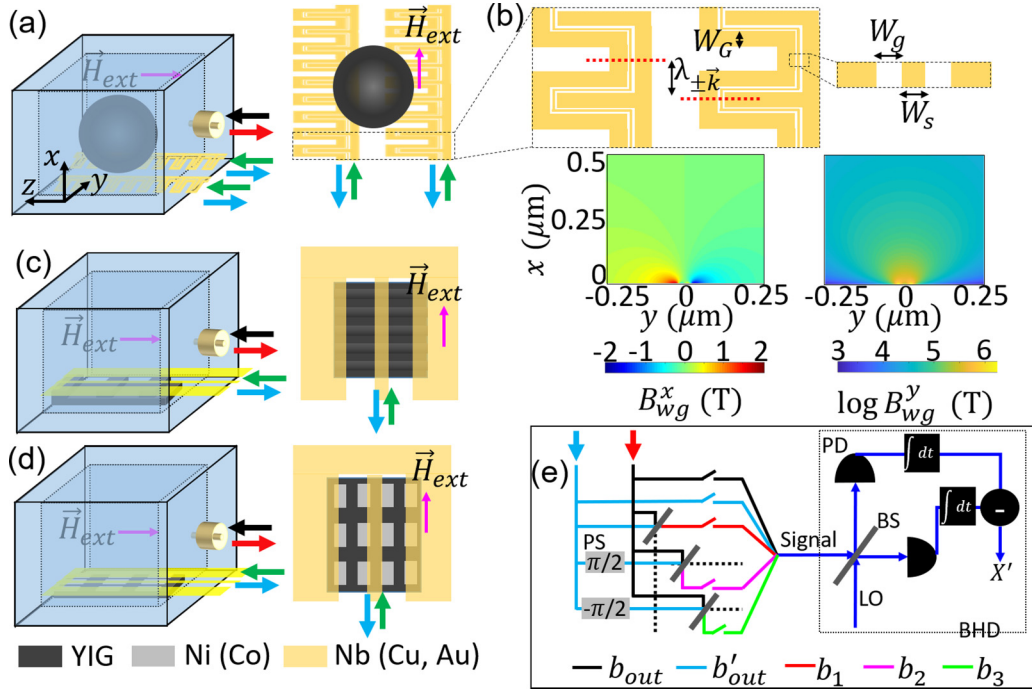


FIG. 9. Proposed setups to measure entanglement in magnets. [(a), (c), and (d)] A magnetic sphere or film in a rectangular cavity with wave guides for injection locking. The black and red arrows indicate the input drive \vec{B} and output microwave fields (b_{out}), respectively. The green arrows are the locking field B_l applied by a coplanar waveguide and the blue arrow is the corresponding output signal (b'_{out}). The suggested materials for (a), (c), and (d) are indicated at the bottom of (d). (b) (Top) Zoom-in of a section of the staggered waveguide in (a), and the dimensions W_G , $\lambda_{\pm\vec{k}}$, W_g , and W_s . (Bottom) Magnetic field distribution along either of the red dashed lines in the top panel, for $W_s = W_g = 10$ nm and voltage $V_{wg} = 10^{-2}$ V. (e) Equivalent electronic circuit model including beam splitters (BS), phase ($\pm\pi/2$) shifters (PS), switches, photon number detectors (PD), temporal integrators (indicated by $\int dt$), a subtractor [indicated by $(-)$], signal and local oscillator (LO) lines. The color code of the signal lines is given in the bottom of the panel. The dashed black lines are unused signals. The output X' is governed by the LO-phase, while the signal line forms the input to the homodyne detection (the parts enclosed by the dashed black rectangle).

value of interest is not affected by the size of the magnetic element down to a radius of $>1 \mu\text{m}$, and therefore the periods in the proposed structures in Figs. 9(a)–9(d) do not have to be scaled. The parameters of the staggered waveguide in Figs. 9(a) and 9(b) are the signal wire width W_s and the width of the gap between signal and ground lines W_g . Figure 9(b) also shows a snapshot of the ac magnetic field $\vec{B}_{wg} = B_{wg}^x \hat{x} + B_{wg}^y \hat{y}$ [92], for $W_s = W_g = 10$ nm and input voltage $V_{wg} = 10$ mV, which governs B_l as a function of the waveguide input power $P_{in, wg}$. It is periodic in z with wave length $\lambda_{\pm\vec{k}}$. The integral of $B_{wg}^x m_{\pm\vec{k}}^x$ vanishes when $m_{\pm\vec{k}}^x(x, y)$ is the magnetization of a volume mode with $\vec{k} \parallel \hat{z}$, while B_{wg}^y has finite overlap with $m_{\pm\vec{k}}^y(x, y)$ since modulated by the same wavelength. We can quench an unwanted coupling to the Kittel mode by a $\pi/2$ phase shift of the input power between the two wave guides. The injection locking amplitude $B_l = \gamma \sqrt{M_s V_m} / \gamma \hbar B_{wg}^y$, where B_{wg}^y is the average of B_{wg}^y in the xy plane over the magnet, i.e., $B_{wg}^y = [\int_{-\infty}^{\infty} \int_{-\infty}^{\infty} B_{wg}^y f(x, y) dx dy] / [\int_{-\infty}^{\infty} \int_{-\infty}^{\infty} f(x, y) dx dy]$, where $f(x, y) = 1$ if (x, y) part of magnet and zero otherwise. For a cube with $V_m = (100 \mu\text{m})^3$, we choose cavity mode drive amplitude $\vec{B} \sim 10^{13} \text{ s}^{-1}$ and $B_l = 10^{12} \text{ s}^{-1}$. The latter is achieved by $B_{wg}^y \sim 0.2$ mT. Based on the field distribution B_{wg}^y in Fig. 9(b) which is for $V_{wg} = 10$ mV, a simple approximation shows that the required B_{wg}^y is thus obtained using

$V_{wg} = \sqrt{2P_{in, wg} Z_0} = 0.1$ V or a waveguide input drive power $P_{in, wg} \sim 0.1$ mW and impedance $Z_0 \sim 50 \Omega$. For a $10 \mu\text{m}$ cube, $V_{wg} = \sqrt{2P_{in, wg} Z_0} = 1$ mV or a waveguide input drive power $P_{in, wg} \sim 10$ nW is adequate to provide the required $B_l \sim 10^{11} \text{ 1/s}$. This is a small perturbation on top of the cavity drive, which for $V_m = (10 \mu\text{m})^3$ is $P_{in} = 10 \mu\text{W}$ corresponding to $\vec{B} \sim 10^{12} \text{ 1/s}$.

The microwaves that drive magnons out of equilibrium heat the system by Gilbert damping to temperatures above the assumed $T_{env} \sim 1$ K, so we have to assess the conditions at which our theory remains applicable. Let us assume a lattice temperature of the magnet is increased to T_L . We assume that the magnet is in contact with an acoustically matched material such as gadolinium gallium garnet (GGG) with temperature equal to T_L at the contact and T_S at the other side, which can be lower than 1 K if actively cooled. Geometrically, we assume a small magnet that is attached to a large heat sink via a contact. In the steady state, the power P_G generated by Gilbert damping must equal the heat current through the substrate $P_G = G_{GGG}(T_L - T_S)$, where the heat conductance $G_{GGG} = \sigma_{GGG} d_{GGG}$, with thermal conductivity $\sigma_{GGG} \sim 7 \text{ W K}^{-1} \text{ m}^{-1}$ [93], and d_{GGG} is the thickness over which the temperature gradient is significant. $P_G = \hbar \omega_0 |\alpha_0|^2 \zeta_{m,0}$, where $\zeta_{m,0}$ is the Kittel magnon dissipation rate [94]. Corresponding to a magnet of volume $V_m = (100 \mu\text{m})^3$, a magnon number $|\alpha_0|^2$ less than 10^{14} [see, e.g., Fig. 1(c)] causes $P_G \sim 10^{-3}$ W. The heat

sink should therefore be kept at $T_S \sim T_L - (d_{GGG}/1 \text{ mm}) \text{ K}$. For a smaller magnet with $10 \mu\text{m}$ dimension, $P_G \sim 10^{-6} \text{ W}$ and a $d_{GGG} \sim 1 \mu\text{m}$, $T_S \sim 0.9 \text{ K}$ is adequate to keep $T_L \sim 1 \text{ K}$. A magnetic sphere attached to the cooling system by a glue faces a higher heat resistance to the heat sink. The worst case scenario corresponds to a free standing magnetic sphere (cube) (no heat sink), and $P_G = G_{LE}(T_L - T_{\text{env}})$ is applicable, where $G_{LE} = \kappa_{LE} S_M$, S_M is the surface of the magnet, and κ_{LE} is the thermal boundary conductance of the magnet to the environment. When T_{env} is tens of mK [95,96] and the magnet dimension is $10 \mu\text{m}$ (i.e., $S_M = 10^{-10} \text{ m}^2$), a $\kappa_{LE} \sim 10^4 \text{ W/Km}^2$ is adequate to keep $T_L \sim 1 \text{ K}$. In presence of a finite heat sink, conditions are less severe.

Finally, we address the observability of the predicted entanglement in the setups of Fig. 9. The input drive to the cavity and the waveguide should be locked by a tunable phase shifter for the waveguide input. The output cavity field contains the information on the amplitude and squeezing of the Kittel mode (see Fig. 5). The waveguide output reveals essential information about the statistics of the $\pm \vec{k}$ pairs, e.g., the limit-cycle attractors [see Fig. 3(a)] and in the case of injection-locking, fixed-point dynamics (see Fig. 7). Both outputs are required to detect bipartite entanglement of the Kittel mode and the $\pm \vec{k}$ pair. Figure 9(d) illustrates the homodyne tomography [71] method implemented in Refs. [97,98]. The balanced homodyne detection (BHD) output X' determines the quadrature statistics of the input signal by varying the phase of the local oscillator (LO) and measuring X' many times to reveal its first and second moments [69,71]. For example, the BHD detection of the cavity field characterizes X' as a function of LO phase, which leads to the Wigner functions of Fig. 5(c). For bipartite entanglement, the corresponding covariance matrix should be evaluated, which consists of two diagonal and two off-diagonal blocks. The former are evaluated by feeding either the output of the cavity b_{out} or the output of the waveguide b'_{out} to the BHD. For the off-diagonal blocks, the feed should be $b_1 = (b_{\text{out}} + ib'_{\text{out}})/\sqrt{2}$, $b_2 = (b_{\text{out}} - b'_{\text{out}})/\sqrt{2}$, and $b_3 = (b_{\text{out}} + b'_{\text{out}})/\sqrt{2}$ [97], while both quadrature statistics should be evaluated. The fields b_1 , b_2 , and b_3 can be filtered out by phase-shifters and mixing at beamsplitters, as depicted in Fig. 9(e). From the covariance matrix elements, $E_{LN,0\pm\vec{k}}^L$ can be extracted.

The sketched quantum state tomography is a mainstream technique for quantum information studies with light. The large photon energy renders single photon detection relatively easy. Similar experiments in the microwave regime have been carried out only recently [99–101]. Standard microwave components such as high electron mobility transistors and linear detectors, as well as proper design of beam splitters [102,103] led to development of techniques suitable for microwave quantum state tomography. These techniques demonstrated and characterized path entanglement [101], as is required to test our predictions.

VIII. CONCLUSION

Quantum information and its resources such as squeezing and entanglement have been pursued for discrete variables [104], continuous variables in position-momentum phase space [72], and continuous variables on the Bloch sphere

phase space [105]. Both discrete and continuous variable systems have been considered for quantum computation [106,107], while squeezed and entangled photons or magnons [72,108–110] displayed subshot noise and quantum teleportation [111–113]. Nonclassicalities in continuous variables [42,114,115] pave the way for future quantum computation protocols [116]. In contrast to a discrete variable system with a finite Hilbert space such as a qubit, several quantum coherences can be stored and manipulated in a position-momentum (or Bloch sphere) phase space (infinite Hilbert space) [114]. The measurement and manipulation of continuous variable statistics in the position-momentum phase space of harmonic oscillators by electromagnetic fields are straightforward [71,72].

Here, we uncover continuous-variable quantum information resources of a coherently driven magnet in the form of deterministic entanglement between the uniform magnon mode and a pair of small wavelength magnons, which is difficult to achieve in other systems. In optomechanics, for example, deterministic entanglement of a mechanical resonator with light can be achieved by pulse sequences of different optical drive frequencies, leading to a measured logarithmic negativity of 0.16 at 20 mK [117], or by optically driving the system into a limit cycle with a predicted periodic logarithmic negativity maximized at ~ 0.5 but vanishing already at few tens of mK [40,45]. A mechanical oscillator was recently used to deterministically entangle two photonic modes with logarithmic negativity ~ 1 [118]. However, because of lack of degeneracy in long-wavelength phonons, two mechanical resonance modes can be entangled only when they belong to two distinct resonators and require a photon-mediated interaction [40,119]. Here we demonstrate distillable entanglement of *internal* modes due to the unique non-monotonic magnon dispersion [see Figs. 1(a) and 1(b)]. Magnons have high and easily tunable natural frequencies in the GHz regime, which is much more difficult to realize in phononic systems. In GHz magnons, the continuous variable entanglement may survive up to relatively high temperatures $\sim 1 \text{ K}$. This is achieved by a single magnet and a simple two-channel drive. We predict distillable entanglement of the Kittel mode (and cavity photon) and a pair of finite wavenumber magnons (and staggered waveguide photon) with a logarithmic negativity measure of up to ~ 0.3 (1 corresponding to a perfectly entangled bipartite state such as a spin singlet) at $\sim 1 \text{ K}$. The scalability could help profit from the flexibility of artificial metamaterials, such as arrays of N nanomagnets on top of a waveguide [see, e.g., Fig. 9(a)], thereby accessing a large amount of deterministic bipartite entangled states ($\sim 0.3 \times N$). More theoretical and experimental efforts to utilize magnets in quantum information are needed, however. The viscous damping of the magnetization dynamics is larger than that of other systems. While this is of little direct concern for coherently driven systems, the associated temperature increase must be controlled by advanced heat management. Nanostructuring of high-quality magnets is required, but still in its infancy [55,56].

Another direction to be pursued is based on treating the magnetostatic manifold as atomic levels and assess quantum information resources on Bloch spheres corresponding to two such levels. The latter can provide a link to laser induced

spin-orbit coupling [120,121] of magnons and topology in a single magnet. Moreover, the inherent chirality of magnon-photon coupling [122] can be employed to achieve light induced spin-orbit coupling of magnons in more than one magnet and magnonic lattices with controllable topology [121]. These would allow topological quantum information protocols [123] or unique features such as robustness of edge states, and conventional quantum information as addressed in this paper, coexisting in a single magnet or a collection of them [124].

ACKNOWLEDGMENTS

This work is financially supported by JSPS KAKENHI (Grant No. 19H006450) and the Nederlandse Organisatie voor Wetenschappelijk Onderzoek (NWO). M.E. conducted part of this research at Kavli Institute of Nanoscience, Delft University of Technology. During part of this research, M.E. was supported by Postdoctoral Fellowship of Japan Society for Promotion of Science (JSPS) for overseas researchers and JSPS KAKENHI (Grant No. 16F16325).

APPENDIX A: HAMILTONIAN

This appendix reviews well-known results and defines our notation [16,22,47,53]. The external magnetic field and equilibrium magnetization are along \hat{z} .

Dipolar interaction. The (time-dependent) dipolar (Zeeman) interaction reads

$$H^{(d)} = -\frac{\mu_0}{2} \int \vec{m}(\vec{r}) \cdot \vec{h}^{(d)}(\vec{r}) d\vec{r}, \quad (\text{A1})$$

where μ_0 is the vacuum permeability, $\vec{h}^{(d)}$ is the dipolar field and \vec{m} is the magnetization texture in real space. $H^{(d)}$ for a bulk magnet can be derived from a Heisenberg Hamiltonian for a lattice of N cells with spin S by the Holstein-Primakoff (HP) transformation. Internal excitations of large spins in materials such as YIG with local moment $S = 5/2$ start to play a role only when the local spin excitation exceeds \hbar or $n_0/(NS) \gtrsim 0.1$. We operate here at ~ 1 K, so $n_0/(NS) \lesssim 0.01$, which implies that the simple Holstein-Primakoff expansion is valid. The magnetization vector $\vec{m}_{\vec{k}}$ in Fourier space can then be written in terms of the magnon annihilation (creation) field operators $a_{\vec{k}}$ ($a_{\vec{k}}^\dagger$). To third order in field operators

$$\begin{aligned} \mathbf{m}_{x,\vec{k}} &= \hbar\gamma \left(\frac{NS}{2V}\right)^{\frac{1}{2}} (a_{\vec{k}} + a_{-\vec{k}}^\dagger) - \hbar\gamma \left(\frac{\hbar\gamma}{32M_s V^2}\right)^{\frac{1}{2}} \\ &\quad \times \left(\sum_{\vec{k}_1, \vec{k}_2} a_{\vec{k}_1}^\dagger a_{\vec{k}_2}^\dagger a_{\vec{k}+\vec{k}_1+\vec{k}_2} + a_{\vec{k}_1} a_{\vec{k}_2} a_{-\vec{k}-\vec{k}_1-\vec{k}_2}^\dagger \right), \\ \mathbf{m}_{y,\vec{k}} &= -i\hbar\gamma \left(\frac{NS}{2V}\right)^{\frac{1}{2}} (a_{\vec{k}} - a_{-\vec{k}}^\dagger) + i\hbar\gamma \left(\frac{\hbar\gamma}{32M_s V^2}\right)^{\frac{1}{2}} \\ &\quad \times \left(\sum_{\vec{k}_1, \vec{k}_2} a_{\vec{k}_1}^\dagger a_{\vec{k}_2}^\dagger a_{\vec{k}+\vec{k}_1+\vec{k}_2} - a_{\vec{k}_1} a_{\vec{k}_2} a_{-\vec{k}-\vec{k}_1-\vec{k}_2}^\dagger \right), \\ \mathbf{m}_{z,\vec{k}} &= M_s \sqrt{V} - \frac{\gamma\hbar}{\sqrt{V}} \sum_{\vec{k}_1} a_{-\vec{k}_1}^\dagger a_{\vec{k}-\vec{k}_1}, \end{aligned} \quad (\text{A2})$$

where $M_s = g\mu_B NS/V$ is the saturation magnetization, V is the volume of the sample, g is the electron g factor, and μ_B is the Bohr magneton.

When k^{-1} , with $k = |\vec{k}|$, approaches the sample dimensions, the spectrum becomes a discrete manifold of magnetostatic modes. For the uniform mode,

$$\vec{h}^{(d),(0)} = (-N_x \mathbf{m}_{x,\vec{k}=0} \hat{x} - N_y \mathbf{m}_{y,\vec{k}=0} \hat{y} - N_z \mathbf{m}_{z,\vec{k}=0} \hat{z}), \quad (\text{A3})$$

where for a sphere the demagnetizing constants $N_{x(y,z)} = 1/3$, while for a thin film, $N_x = N_y = 0$ and $N_z = 1$. For large enough k , the magnons in a sphere are well described by plane waves and a continuous spectrum. Their dipolar field reads

$$\vec{h}^{(d)} = - \sum_{\vec{k} \neq 0} \hat{k} (\hat{k} \cdot \vec{m}_{\vec{k}}), \quad (\text{A4})$$

Following Suhl [53], we use Eq. (A4) for all $\vec{k} \neq 0$ when computing magnon interactions. The dipolar interaction Hamiltonian Eqs. (A1), (A3), and (A4) can then be written as a sum of several terms involving the Kittel mode $\delta_{\vec{k},0}$ and plane spin wave (PW) modes $1 - \delta_{\vec{k},0}$,

$$\begin{aligned} H^{(d)} &= \sum_{\vec{k}} \frac{1}{2} \left\{ \left[\frac{|k_+|^2}{2k^2} \mathbf{g}^2 (1 - \delta_{\vec{k},0}) \right] a_{\vec{k}}^\dagger a_{\vec{k}} \right. \\ &\quad + (N_T' \mathbf{g}^2 \delta_{\vec{k},0} - 2N_z \mathbf{g}'' \mathbf{g}''') a_{\vec{k}}^\dagger a_{\vec{k}} \\ &\quad + \left(\left[\frac{k_+^2}{4k^2} \mathbf{g}^2 (1 - \delta_{\vec{k},0}) + \frac{N_T}{2} \mathbf{g}^2 \delta_{\vec{k},0} \right] a_{\vec{k}}^\dagger a_{-\vec{k}}^\dagger + \text{H.c.} \right) \\ &\quad + \sum_{\vec{k}'} \left(\left[\frac{-k_+ k_z}{2k^2} \mathbf{g} \mathbf{g}''' (1 - \delta_{\vec{k},0}) \right] a_{\vec{k}'}^\dagger a_{\vec{k}'} a_{\vec{k}+\vec{k}'} + \text{H.c.} \right) \\ &\quad + \sum_{\vec{k}', \vec{k}''} \left(\left[\frac{k_z^2}{k^2} \mathbf{g}'''^2 (1 - \delta_{\vec{k},0}) \right] a_{\vec{k}'}^\dagger a_{\vec{k}''}^\dagger a_{\vec{k}+\vec{k}'} a_{-\vec{k}-\vec{k}''} \right) \\ &\quad - \sum_{\vec{k}', \vec{k}''} (N_T \mathbf{g} \mathbf{g}' \delta_{\vec{k},0} a_0^\dagger a_{\vec{k}'+\vec{k}''}^\dagger a_{\vec{k}'} a_{\vec{k}''} + \text{H.c.}) \\ &\quad - \sum_{\vec{k}', \vec{k}''} \left\{ \left[\frac{k_z^2}{k^2} \mathbf{g} \mathbf{g}' (1 - \delta_{\vec{k},0}) \right] a_{\vec{k}'}^\dagger a_{\vec{k}''}^\dagger a_{\vec{k}} a_{-\vec{k}-\vec{k}'+\vec{k}''} + \text{H.c.} \right\} \\ &\quad \left. + N_z \mathbf{g}'''^2 \delta_{\vec{k},0} \sum_{\vec{k}', \vec{k}''} a_{\vec{k}'}^\dagger a_{\vec{k}''}^\dagger a_{\vec{k}'} a_{\vec{k}''} \right\}, \end{aligned} \quad (\text{A5})$$

where $\mathbf{g} = \sqrt{2\hbar\mu_0\gamma M_s}$, $\mathbf{g}' = \hbar\gamma\sqrt{\hbar\mu_0\gamma/(32M_s V^2)}$, $\mathbf{g}'' = M_s\sqrt{\mu_0 V}$, $\mathbf{g}''' = \hbar\gamma\sqrt{\mu_0/V}$, $k_\pm = k_x \pm ik_y$, $2N_T = N_x - N_y$, and $2N_T' = N_x + N_y$. The gyromagnetic ratio γ is in units of 1/(Ts).

Exchange interaction. The exchange Hamiltonian in real space $H^{(\text{exc})} = \mu_0 \mathcal{E}/(2M_s V) \int (\nabla \vec{m}(\vec{r}))^2 d\vec{r}$, where \mathcal{E} is the exchange constant. In momentum space $H^{(\text{exc})} = \mu_0 \mathcal{E}/(2M_s) \sum_{\vec{k}, \vec{k}'} k^2 \vec{m}_{\vec{k}} \cdot \vec{m}_{\vec{k}'}$, which leads to

$$\begin{aligned} H^{(\text{exc})} &= \sum_{\vec{k} \neq 0} k^2 \frac{\mathcal{E}}{2M_s} \left\{ \mathbf{g}^2 a_{\vec{k}}^\dagger a_{\vec{k}} + \mathbf{g}'''^2 \sum_{\vec{k}', \vec{k}''} (a_{\vec{k}'}^\dagger a_{\vec{k}''}^\dagger a_{\vec{k}+\vec{k}'} a_{-\vec{k}-\vec{k}''}) \right\}. \end{aligned} \quad (\text{A6})$$

Crystalline anisotropy. The crystalline magnetic anisotropy energy $H^{(A)} = -\mu_0 \vec{m} \cdot \vec{N}_A \vec{m}$ in terms of the anisotropy tensor \vec{N}_A . We assume here easy-axis or easy-plane anisotropy with crystal symmetry axis along \vec{M}_0 . \vec{N}_A is then diagonal with elements $N_{A,x(y,z)}$ and can be classified in terms of symmetric ($2N_{A,s} = N_{A,x} + N_{A,y}$), antisymmetric ($2N_{A,as} = N_{A,x} - N_{A,y}$), and ($N_{A,z}$) components, leading to

$$H^{(A)} = - \sum_{\vec{k}} \frac{1}{2} \left\{ (\mathfrak{g}^2 N_{A,s} - 2\mathfrak{g}'' \mathfrak{g}''' N_{A,z}) a_{\vec{k}}^\dagger a_{\vec{k}} + \frac{\mathfrak{g}^2}{2} N_{A,as} (a_{\vec{k}}^\dagger a_{-\vec{k}}^\dagger + a_{\vec{k}} a_{-\vec{k}}) - \sum_{\vec{k}', \vec{k}''} N_{A,as} (2\mathfrak{g} \mathfrak{g}' a_{\vec{k}}^\dagger a_{\vec{k}'}^\dagger a_{\vec{k}+\vec{k}'} a_{-\vec{k}-\vec{k}''} + \text{H.c.}) + \sum_{\vec{k}', \vec{k}''} N_{A,z} (\mathfrak{g}''' a_{\vec{k}}^\dagger a_{\vec{k}'}^\dagger a_{\vec{k}+\vec{k}'} a_{-\vec{k}-\vec{k}''}) \right\}. \quad (\text{A7})$$

The first term $\frac{1}{2}(\mathfrak{g}^2 N_{A,s} - 2\mathfrak{g}'' \mathfrak{g}''' N_{A,z}) a_{\vec{k}}^\dagger a_{\vec{k}}$ causes only a small constant shift of the dispersion that may be disregarded. In a cubic crystal, when $\vec{M}_0 \parallel [001]$, $N_{A,s} \neq 0$ and $N_{A,as} = N_z = 0$ [16,57], while for $\vec{M}_0 \parallel [111]$, $N_{A,s} = N_{A,as} = 0$ and $N_{A,z} \neq 0$. When $\vec{M}_0 \parallel [110]$, $N_{A,as} \approx 3N_{A,s}$, and $N_{A,z} \approx 2N_{A,as}$, the crystal anisotropy affects the Kittel mode besides a constant shift by $\mathfrak{g}^2 N_{A,as} (a_0^\dagger a_0^\dagger + a_0 a_0)/2$, again to lowest (bilinear) order in the field operators.

Zeeman interaction. The Zeeman energy of an applied magnetic field $\vec{H}_{\text{ext}} = H_{\text{ext}} \hat{z} \parallel \vec{M}_0$

$$H^{(Z)} = \hbar \gamma \mu_0 H_{\text{ext}} \sum_{\vec{k}} a_{\vec{k}}^\dagger a_{\vec{k}} \quad (\text{A8})$$

depends only on the total number of magnons.

Total magnetic Hamiltonian. Collecting Eqs. (A5)–(A8), the total Hamiltonian becomes $H^{(T,m)} = \sum_{\vec{k}} H_{\vec{k}}^{(T,m)}$ with

$$H_{\vec{k}}^{(T,m)} = \mathcal{A}_{\vec{k}} a_{\vec{k}}^\dagger a_{\vec{k}} + [\mathcal{B}_{\vec{k}} a_{\vec{k}}^\dagger a_{-\vec{k}}^\dagger + \text{H.c.}] + \sum_{\vec{k}'} [C_{\vec{k}} a_{\vec{k}}^\dagger a_{\vec{k}'}^\dagger a_{\vec{k}+\vec{k}'} + \text{H.c.}] + \sum_{\vec{k}', \vec{k}''} [D_{\vec{k}} a_{\vec{k}}^\dagger a_{\vec{k}'}^\dagger a_{\vec{k}+\vec{k}'} a_{-\vec{k}-\vec{k}''} + \text{H.c.}] + \sum_{\vec{k}', \vec{k}''} [D'_{\vec{k}} a_{\vec{k}}^\dagger a_{\vec{k}'}^\dagger a_{\vec{k}+\vec{k}'} a_{-\vec{k}-\vec{k}''}], \quad (\text{A9})$$

and matrix elements

$$\mathcal{A}_{\vec{k}} = \frac{|k_+|^2 \mathfrak{g}^2}{4k^2} (1 - \delta_{k,0}) + \frac{1}{2} N_T \mathfrak{g}^2 \delta_{k,0} - N_z \mathfrak{g}'' \mathfrak{g}''' + \frac{k^2 \mathcal{E} \mathfrak{g}^2}{2M_s} - \frac{\mathfrak{g}^2}{2} N_{A,s} + \mathfrak{g}'' \mathfrak{g}''' N_{A,z} + \hbar \gamma H_{\text{ext}}, \quad (\text{A10})$$

$$\mathcal{B}_{\vec{k}} = \frac{k_+^2 \mathfrak{g}^2}{8k^2} (1 - \delta_{k,0}) + \frac{N_T \mathfrak{g}^2}{4} \delta_{k,0} - \frac{\mathfrak{g}^2}{4} N_{A,as}, \quad (\text{A11})$$

$$C_{\vec{k}} = -\frac{k_+ k_z \mathfrak{g} \mathfrak{g}'''}{4k^2} (1 - \delta_{k,0}), \quad (\text{A12})$$

$$D_{\vec{k}} = -\frac{k^2 \mathfrak{g} \mathfrak{g}'}{2k^2} (1 - \delta_{k,0}) - \frac{1}{2} N_T \mathfrak{g} \mathfrak{g}' \delta_{k,0} + \mathfrak{g} \mathfrak{g}' N_{A,as}, \quad (\text{A13})$$

$$D'_{\vec{k}} = \frac{k_z^2 \mathfrak{g}'''^2}{2k^2} (1 - \delta_{k,0}) + \frac{1}{2} N_z \mathfrak{g}'''^2 \delta_{k,0} - \frac{1}{2} N_{A,z} \mathfrak{g}'''^2 + \frac{k^2 \mathcal{E} \mathfrak{g}'''^2}{2M_s}, \quad (\text{A14})$$

The term $\mathcal{B}_{\vec{k}} a_{-\vec{k}}^\dagger a_{\vec{k}}^\dagger + \text{H.c.}$ in Eq. (A9) is diagonalized by the Bogoliubov transformation

$$a_{\vec{k}} = u_{\vec{k}} c_{\vec{k}} - v_{\vec{k}} c_{-\vec{k}}^\dagger, \quad a_{\vec{k}}^\dagger = u_{\vec{k}}^* c_{\vec{k}}^\dagger - v_{\vec{k}}^* c_{-\vec{k}}, \quad (\text{A15})$$

with

$$u_{\vec{k}} = \left(\frac{\mathcal{A}_{\vec{k}} + \omega_{\vec{k}}}{2\omega_{\vec{k}}} \right)^{\frac{1}{2}}; \quad v_{\vec{k}} = \frac{\mathcal{B}_{\vec{k}}}{|\mathcal{B}_{\vec{k}}|} \left(\frac{\mathcal{A}_{\vec{k}} - \omega_{\vec{k}}}{2\omega_{\vec{k}}} \right)^{\frac{1}{2}}, \quad (\text{A16})$$

and $\omega_{\vec{k}} = \sqrt{\mathcal{A}_{\vec{k}}^2 - |\mathcal{B}_{\vec{k}}|^2}$. The quadratic terms in $H^{(T,m)}$ in Eq. (A9) reduce to the harmonic oscillator $\omega_{\vec{k}} c_{\vec{k}}^\dagger c_{\vec{k}}$.

After some algebra, the three magnon terms in the second line of Eq. (A9) may be transformed and simplified to

$$H^{(3MS)} = \sum_{\vec{k}} (C_{\vec{k}}^{(3MS)} c_0 c_{\vec{k}}^\dagger c_{-\vec{k}}^\dagger + \text{H.c.}),$$

where

$$C_{\vec{k}}^{(3MS)} = [C_{\vec{k}} (u_{\vec{k}}^* v_0^* v_{\vec{k}} + |u_{\vec{k}}|^2 u_0) + C_{\vec{k}}^* (-v_{\vec{k}} u_0 u_{\vec{k}}^* - |v_{\vec{k}}|^2 v_0^*)]. \quad (\text{A17})$$

The four-magnon scattering terms are transformed into $H^{(4MS)} = \sum_{\vec{k}, \vec{k}', \vec{k}''} (H_{\vec{k}, \vec{k}', \vec{k}''}^{(4MS,1)} + H_{\vec{k}, \vec{k}', \vec{k}''}^{(4MS,2)})$, where $H_{\vec{k}, \vec{k}', \vec{k}''}^{(4MS,1)}$ corresponds to the third line of Eq. (A9), while $H_{\vec{k}, \vec{k}', \vec{k}''}^{(4MS,2)}$ corresponds to the fourth line of Eq. (A9). Keeping only the combinations that can satisfy resonant conditions leads to the simplified

$$H^{(4MS)} = \sum_{\vec{k}, \vec{k}'} [(D_{\vec{k}, \vec{k}'}^{4MS,1} c_{\vec{k}}^\dagger c_{\vec{k}}^\dagger c_{\vec{k}'}^\dagger c_{\vec{k}'} + D_{\vec{k}, \vec{k}'}^{4MS,2} c_{\vec{k}}^\dagger c_{-\vec{k}}^\dagger c_{\vec{k}'} c_{-\vec{k}'}) + \text{H.c.}], \quad (\text{A18})$$

where

$$D_{\vec{k}, \vec{k}'}^{4MS,1} = \{2[D_{\vec{k}} (|u_{\vec{k}}|^2 |u_{\vec{k}'}|^2) + D_{\vec{k}}^* (|v_{\vec{k}}|^2 |v_{\vec{k}'}|^2)] + 2[D_{\vec{k}} (|u_{\vec{k}}|^2 |v_{\vec{k}'}|^2) + D_{\vec{k}}^* (|v_{\vec{k}}|^2 |u_{\vec{k}'}|^2)] + 2[D_{\vec{k}} (u_{\vec{k}}^* v_{\vec{k}'}^* u_{\vec{k}} v_{\vec{k}}) + D_{\vec{k}}^* (u_{\vec{k}} v_{\vec{k}'}^* u_{\vec{k}}^* v_{\vec{k}}^*)] + \{[D_{\vec{k}} (|u_{\vec{k}}|^4) + D_{\vec{k}}^* (|v_{\vec{k}}|^4)] + 2[D_{\vec{k}} (|u_{\vec{k}}|^2 |v_{\vec{k}}|^2) + D_{\vec{k}}^* (|u_{\vec{k}}|^2 |v_{\vec{k}}|^2)]\} (\delta_{\vec{k}, \vec{k}'} + 2\delta_{\vec{k}', -\vec{k}}) + D'_{\vec{k}} [4u_0^* v_0^* u_{\vec{k}} v_{\vec{k}} + |u_0|^2 |u_{\vec{k}}|^2 + |v_0|^2 |v_{\vec{k}}|^2 + |u_0|^2 |v_{\vec{k}}|^2 + |v_0|^2 |u_{\vec{k}}|^2] \delta_{\vec{k}, 0} + D'_{\vec{k}} [|u_0|^2 |u_{\vec{k}}|^2 + |v_0|^2 |v_{\vec{k}}|^2 + |u_0|^2 |v_{\vec{k}}|^2 + |v_0|^2 |u_{\vec{k}}|^2] \delta_{\vec{k}, 0}, \quad (\text{A19})$$

$$D_{\vec{k}, \vec{k}'}^{4MS,2} = \{2[D_{\vec{k}} (u_{\vec{k}}^* u_{\vec{k}}^2) + D_{\vec{k}}^* (v_{\vec{k}}^* v_{\vec{k}}^2)] + 2[D_{\vec{k}} (u_{\vec{k}}^* v_{\vec{k}}^* u_{\vec{k}} v_{\vec{k}}) + D_{\vec{k}}^* (v_{\vec{k}}^* u_{\vec{k}}^* v_{\vec{k}} u_{\vec{k}}^*)] + D'_{\vec{k}} [u_0^* u_{\vec{k}}^2 + v_0^* v_{\vec{k}}^2 + 2u_0^* v_0 u_{\vec{k}} v_{\vec{k}}] \delta_{\vec{k}, 0} + D'_{\vec{k}} [2u_0^* v_0 u_{\vec{k}} v_{\vec{k}}] \delta_{\vec{k}, 0}, \quad (\text{A20})$$

The system Hamiltonian can be summarized as

$$H^{(T)} = H^{(c)} + H^{(d)} + H^{(mc)} + H^{(T,m)}, \quad (\text{A21})$$

where $H^{(c)} = \omega_c b^\dagger b$ is the cavity photon Hamiltonian, $H^{(d)} = i\bar{B}(b^\dagger - b) + \text{H.c.}$ is the external drive of the cavity field, $\bar{B} = \sqrt{\zeta_{c,\text{ex}}} P_{\text{in}} / (\hbar\omega_d)$, coupled to the cavity by $\zeta_{c,\text{ex}}$ via the input mirror, P_{in} is the input power, ω_d is the input drive frequency, $H^{(mc)} = -iD_0(b^\dagger c_0 - bc_0^\dagger)$, D_0 being the coupling constant of the cavity photon mode and the Kittel mode, and

$$H^{(T,m)} = H^{(3\text{MS})} + H^{(4\text{MS})} + \sum_{\vec{k}} \omega_{\vec{k}} c_{\vec{k}}^\dagger c_{\vec{k}}. \quad (\text{A22})$$

APPENDIX B: FLUCTUATIONS

We can write the field operators as $c_0 = \alpha_0 + \delta c_0$, $c_{\vec{k}} = \alpha_{\vec{k}} + \delta c_{\vec{k}}$ and $b = \beta + \delta b$, where $\{\delta c_0, \delta c_{\vec{k}}, \delta c_0\}$ are the fluctuations around the steady state characterized by the complex numbers $\{\alpha_0, \alpha_{\vec{k}}, \beta\}$. We define the operators $\delta x_{0(\pm\vec{k})} = [\delta c_{0(\pm\vec{k})}^\dagger + \delta c_{0(\pm\vec{k})}] / 2$, $\delta y_{0(\pm\vec{k})} = i[\delta c_{0(\pm\vec{k})}^\dagger - \delta c_{0(\pm\vec{k})}] / 2$, $\delta X = [\delta b^\dagger + \delta b] / 2$, $\delta Y = i[\delta b^\dagger - \delta b] / 2$, and $\mathbf{v} = (\delta x_0, \delta p_0, \delta x_{\vec{k}}, \delta p_{\vec{k}}, \delta x_{-\vec{k}}, \delta p_{-\vec{k}}, \delta X, \delta Y)^T$, which obey the linearized equation of motion (EOM)

$$\dot{\mathbf{v}} = \mathcal{O}\mathbf{v} + \mathbf{c}. \quad (\text{B1})$$

\mathbf{c} is the vector of the stochastic sources (discussed in more detail below)

$$\begin{aligned} \mathbf{c} = & \left[\sqrt{\zeta_{mm,0}} F_{mm,0}^{(x)}(t) + \sqrt{\zeta_{mp,0}} F_{mp,0}^{(x)}(t), \right. \\ & \sqrt{\zeta_{mm,0}} F_{mm,0}^{(p)}(t) + \sqrt{\zeta_{mp,0}} F_{mp,0}^{(p)}(t), \\ & \sqrt{\zeta_{mm,\vec{k}}} F_{mm,\vec{k}}^{(x)}(t) + \sqrt{\zeta_{mp,\vec{k}}} F_{mp,\vec{k}}^{(x)}(t), \\ & \sqrt{\zeta_{mm,\vec{k}}} F_{mm,\vec{k}}^{(p)}(t) + \sqrt{\zeta_{mp,\vec{k}}} F_{mp,\vec{k}}^{(p)}(t), \\ & \sqrt{\zeta_{mm,-\vec{k}}} F_{mm,-\vec{k}}^{(x)}(t) + \sqrt{\zeta_{mp,-\vec{k}}} F_{mp,-\vec{k}}^{(x)}(t), \\ & \sqrt{\zeta_{mm,-\vec{k}}} F_{mm,-\vec{k}}^{(p)}(t) + \sqrt{\zeta_{mp,-\vec{k}}} F_{mp,-\vec{k}}^{(p)}(t), \\ & \sqrt{\zeta_{c,0}} F_{c,0}^{(x)}(t) + \sqrt{\zeta_{c,\text{ex}}} F_{c,\text{ex}}^{(x)}(t), \\ & \left. \sqrt{\zeta_{c,0}} F_{c,0}^{(p)}(t) + \sqrt{\zeta_{c,\text{ex}}} F_{c,\text{ex}}^{(p)}(t) \right], \quad (\text{B2}) \end{aligned}$$

where $F_{mm(m\vec{p}),0(\pm\vec{k})}^{(x)}(t) = [F_{mm(m\vec{p}),0(\pm\vec{k})}^\dagger(t) + F_{mm(m\vec{p}),0(\pm\vec{k})}(t)] / 2$, $F_{mm(m\vec{p}),0(\pm\vec{k})}^{(p)}(t) = i[F_{mm(m\vec{p}),0(\pm\vec{k})}^\dagger(t) - F_{mm(m\vec{p}),0(\pm\vec{k})}(t)] / 2$, $F_{c,0(\text{ex})}^{(x)}(t) = [F_{c,0(\text{ex})}^\dagger(t) + F_{c,0(\text{ex})}(t)] / 2$, and $F_{c,0(\text{ex})}^{(p)}(t) = i[F_{c,0(\text{ex})}^\dagger(t) - F_{c,0(\text{ex})}(t)] / 2$. \mathcal{O} is a square matrix that is governed by Heisenberg's equation for the Hamiltonian derived above and serves as well for the stability analysis. The symmetrized covariance matrix $\mathbf{\Lambda}$ consists of equal time correlations $\langle v_i v_j + v_j v_i \rangle / 2$, where $v_{i(j)}$ is i th (j th) element of \mathbf{v} , and contains the essential statistical parameters. Its EOM $\dot{\mathbf{\Lambda}} = \mathcal{O}\mathbf{\Lambda} + \mathbf{\Lambda}\mathcal{O}^T + \mathbf{\Gamma}$, where $\mathbf{\Gamma} = \mathbf{c}\mathbf{c}^T$. Therefore the steady state covariance matrix $\mathbf{\Lambda}_\infty$ is solution of the linear system of equation $\mathcal{O}\mathbf{\Lambda}_\infty + \mathbf{\Lambda}_\infty\mathcal{O}^T + \mathbf{\Gamma} = 0$.

Rotating δX (δY) by an angle θ to a new variable $\delta X_\theta = (\delta b^\dagger e^{i\theta} + \delta b e^{-i\theta}) / 2$ [$\delta Y_\theta = i(\delta b^\dagger e^{i\theta} - \delta b e^{-i\theta}) / 2$] leads to a steady state covariance matrix $\Lambda_{\infty,\theta}$. We need the ellipticity of the total field fluctuation, i.e., the elements $[\Lambda_{\infty,\theta}]_{7(8),7(8)}$.

Let $(\alpha_0, \alpha_{\pm\vec{k}}, \beta)$ be the steady-state mean-field solutions of the EOMs (2)-(4). The matrix \mathcal{O} follows by linearizing these equations without noise terms around the steady state. For example, a term of the form $c_0^\dagger c_0 c_0$ is linearized as $2|\alpha_0|^2 \delta c_0 + \alpha_0^2 \delta c_0^\dagger$, where α_0 is the mean-field solution. The covariance matrix can then be computed as explained above. The fluctuation ellipse of the total field is parameterized by

$$\xi_{\text{sq}} = \frac{\min\{[\Lambda_{\infty,\theta}]_{7(8),7(8)}\}}{\max\{[\Lambda_{\infty,\theta}]_{7(8),7(8)}\}}, \quad (\text{B3})$$

as well as θ_{sq} which is θ where $\{[\Lambda_{\infty,\theta}]_{7,7}\}$ is minimum.

1. 4MS effects

In the absence of a microwave drive, the ‘‘self-Kerr’’ term $K_1(c_0^\dagger c_0)^2$ of the Kittel mode, with $K_1 = 2 \text{Re}[\mathcal{D}_{0,0}^{4\text{MS},1} + \mathcal{D}_{0,0}^{4\text{MS},2}]$, drives an initially coherent state through a cycle of periodic collapses and revivals in phase space, during which squeezed coherent states [69] and nonclassical superpositions of two or more coherent states in phase space develop [125]. The Kittel coherent state $|\alpha_0\rangle$ can be expanded in number states $|n\rangle$ as $|\alpha_0\rangle = \exp(-|\alpha_0|^2/2) \sum_n \alpha_0^n / \sqrt{n!} |n\rangle$. Ignoring dissipation, the temporal evolution of this state reads $|\Psi(t)\rangle = \exp(-K_1(c_0^\dagger c_0)^2 t) |\alpha_0\rangle = \exp(-|\alpha_0|^2/2) \sum_n (\alpha_0 \exp(-K_1 n t))^n / \sqrt{n!} |n\rangle$. $|\Psi(t)\rangle = |\alpha_0\rangle$ ‘‘revives’’ at $t = m\pi/K_1$, where $m \geq 0$ is integer. At $t = \pi/(mK_1)$ superposition ‘‘Schrodinger cat’’ states develop, for example, $\Psi(\pi/(2K_1)) = 1/\sqrt{2}(\exp(-i\pi/4)|\alpha_0\rangle + \exp(i\pi/4)|-\alpha_0\rangle)$, where $|-\alpha_0\rangle$ is a Kittel coherent state with opposite phase. These processes cannot develop when the self-Kerr coefficient is small compared to the damping. However, the steady state in the presence of a constant coherent microwave drive remains coherent, but is ‘‘squeezed’’ by the nonlinear terms as explained in the following.

The fluctuation ellipse of the Kittel mode is affected as well by its instability into a coherent superposition of the \vec{k} and $-\vec{k}$ modes via the interaction $c_{\vec{k}}^\dagger c_{-\vec{k}}^\dagger c_0 c_0 + \text{H.c.}$, leading to finite $\langle c_{\vec{k}}^\dagger c_{-\vec{k}}^\dagger \rangle$ and thereby $|\alpha_{\vec{k}}|^2 (e^{-i(\phi_{\vec{k}} + \phi_{-\vec{k}})}) c_0 c_0 + e^{i(\phi_{\vec{k}} + \phi_{-\vec{k}})} c_0^\dagger c_0^\dagger$, where $\phi_{\pm\vec{k}}$ is the phase of $\alpha_{\pm\vec{k}}$. With mean-field steady state of the Kittel mode α_0 , the effective Hamiltonian (after integrating out the cavity field) up to second order in δc_0 (δc_0^\dagger), and ignoring fluctuations $\delta c_{\pm\vec{k}}$ ($\delta c_{\pm\vec{k}}^\dagger$ in $\vec{k} \neq 0$), reads

$$\begin{aligned} H^{\text{eff}} = & \Delta'_0 \delta c_0^\dagger \delta c_0 + [(K_s + \mathcal{G}) \delta c_0^\dagger \delta c_0^\dagger + \text{H.c.}] \\ & + [(\Delta'_0 + K_1 |\alpha_0|^2 \alpha_0 + \mathcal{G} \alpha_0^* + B'^*) \delta c_0^\dagger + \text{H.c.}], \quad (\text{B4}) \end{aligned}$$

where $\Delta'_0 = \{\Delta_0 - (D_0^2 \Delta) / (\Delta^2 + \zeta_c^2/4) + 4 \text{Re}[\mathcal{D}_{0,\vec{k}}^{4\text{MS},1}] |\alpha_{\vec{k}}|^2\}$, $\mathcal{G} = \mathcal{D}_{0,\vec{k}}^{4\text{MS},2} |\alpha_{\vec{k}}|^2 \exp[i(\phi_{\vec{k}} + \phi_{-\vec{k}})]$, $B' = (-i\Delta E D_0) / (\Delta^2 + \zeta_c^2/4)$, and $K_s = |\alpha_0|^2 e^{2i\phi_0}$, where ϕ_0 is the phase of α_0 . Since δc_0^\dagger and δc_0 in the last term vanish when operating on α_0 , to leading order

$$H^{\text{eff}} = \Delta'_0 \delta c_0^\dagger \delta c_0 + [(K_s + \mathcal{G}) \delta c_0^\dagger \delta c_0^\dagger + \text{H.c.}]. \quad (\text{B5})$$

We may diagonalize Eq. (B5) by the Bogoliubov transformation $\delta c'_0 = u_0 \delta c_0 - v_0^* \delta c_0^\dagger$, which acts on the vacuum as a squeezing operator $\Pi(\epsilon) = \exp[1/2\epsilon^* c_0^2 - 1/2\epsilon c_0^{\dagger 2}]$, i.e.,

$\delta c'_0 = \Pi(\epsilon)\delta c_0\Pi^\dagger(\epsilon)$, where $\epsilon = -v_0 \tanh^{-1}(|v_0|/u_0)/|v_0|$. $\epsilon = r_s e^{2i\theta_s}$ parameterizes the fluctuation ellipse: e^{r_s} (e^{-r_s}) is the major (minor) diameter and θ_s is the angle of the major axis of the ellipse.

The squeezing parameters r_s and θ_s are functions of K_s and \mathcal{G} . When the Kittel mode is stable, $|\alpha_{\vec{k}}|^2 = \mathcal{G} = 0$. At the instability threshold of the Kittel mode, a pair of oppositely moving magnons with momenta \vec{k} and $-\vec{k}$ is excited and $|\alpha_{\vec{k}}|^2 \neq 0$. \mathcal{G} then may grow to become of the same order of magnitude as K_s , causing substantial changes in r_s and θ_s . It should be noted that the concept of squeezing was first introduced in spintronics in the context of squeezed magnon mediated spin transport [126].

2. Baths

The interaction of the driven state with thermalized magnons [47] and phonons [38,127] govern the parts of stochastic force matrix Γ corresponding to the Kittel mode and the $\pm k \neq 0$ magnon pair. We disregard heating of the phonon bath which has a much larger specific heat than the magnon system. For a discussion on heat management of the phonon bath, see also Sec. VII. According to the fluctuation-dissipation theorem for thermal equilibrium and assuming temperatures to be high compared to the mode broadening, $\langle F_{mp,0(\pm\vec{k})}(t), F_{mp,0(\pm\vec{k})}^\dagger(t') \rangle = \zeta_{mp,0(\pm\vec{k})}(n_{th,0(\pm\vec{k})} + 1)\delta(t - t')$ and $\langle F_{mp,0(\pm\vec{k})}^\dagger(t), F_{mp,0(\pm\vec{k})}(t') \rangle = \zeta_{mp,0(\pm\vec{k})}n_{th,0(\pm\vec{k})}\delta(t - t')$, where $\zeta_{mp,0(\pm\vec{k})} \approx \alpha_G \omega_{0(\pm\vec{k})}$ is the phonon mediated dissipation of magnons, α_G the Gilbert damping constant, $n_{th,0(\pm\vec{k})}^{-1} = e^{\hbar\omega_{0(\pm\vec{k})}/(k_B T_L)} - 1$ the Planck distribution, T_L the phonon bath temperature, and k_B the Boltzmann constant [68]. The cavity field is assumed to be in contact with baths that keeps it at ambient temperature T_{env} . Therefore $\langle F_{c,0(ex)}(t)F_{c,0(ex)}^\dagger(t') \rangle = \zeta_{c,0(ex)}(n_{th,env} + 1)\delta(t - t')$ and $\langle F_{c,0(ex)}^\dagger(t)F_{c,0(ex)}(t') \rangle = \zeta_{c,0(ex)}n_{th,env}\delta(t - t')$ [$\zeta_{c,0(ex)}$ is the decay rate of the cavity field by scattering to internal cavity modes (external leakage), and $n_{th,env}^{-1} = e^{\hbar\omega_c/k_B T_{env}} - 1$]. The noise sources $F_{mm,0}(t)$ and $F_{mm,\pm\vec{k}}(t)$ are generated by thermal magnon bath at temperatures discussed in the following.

The 4MS driven modes with momenta $0(\pm\vec{k})$ around frequency ω_0 can relax to other magnon modes by magnon-magnon scatterings. We can estimate the temperature of the associated thermal cloud $T'_{0(\pm\vec{k})}$ by considering the transition probability \mathcal{P}_p [46,128]

$$\mathcal{P}_p = \frac{2\pi}{\hbar} \int |\langle \Phi' | H_t | \Phi \rangle|^2 \varrho(E) \delta(E' - E) dE, \quad (\text{B6})$$

where the initial state $|\Phi\rangle = \prod_{\vec{k}'} |n_{\vec{k}'}\rangle$ ($\vec{k}' = \{0, \pm\vec{k}\}$) and the final state $|\Phi'\rangle = \prod_{\vec{k}''} |n_{\vec{k}''}\rangle$ (\vec{k}'' corresponds to thermal magnon bath modes) are expressed in the magnon number basis with the density of states $\varrho(E)$. The cross-Kerr term matrix elements in the transition Hamiltonian H_t vanish and elastic three-magnon processes are weak under the condition $H_{ext} \gg M_s/3$ (the assumption in our work), which leads to $H_t = \sum_{\vec{k}''} \mathcal{D}_{\vec{k}'', \vec{k}'}^{4MS,2} c_{-\vec{k}''}^\dagger c_{\vec{k}'}^\dagger c_{-\vec{k}''} c_{\vec{k}'} + \text{H.c.}$. The scattering rate of

driven magnons into \vec{k}'' magnon modes

$$\begin{aligned} \mathcal{T}_{sc} &= \sum_{\vec{k}''} \sum_{\vec{k}'} 2\hbar\omega_{\vec{k}'} [\mathcal{P}_p(n_{\vec{k}'} \rightarrow n_{\vec{k}'} + \delta_{\vec{k}', \pm\vec{k}} + 2\delta_{\vec{k}', 0}) \\ &\quad - \mathcal{P}_p(n_{\vec{k}'} \rightarrow n_{\vec{k}'} - \delta_{\vec{k}', \pm\vec{k}} - 2\delta_{\vec{k}', 0})] \\ &= \sum_{\vec{k}''} \sum_{\vec{k}'} 4\pi\omega_{\vec{k}'} \varrho(\hbar\omega_{\vec{k}''}) |\hbar\mathcal{D}_{\vec{k}'', \vec{k}'}^{4MS,2}|^2 [n_{\vec{k}'}^2 (2n_{\vec{k}''} + 1) \\ &\quad + n_{\vec{k}'} n_{\vec{k}''} (6\delta_{\vec{k}', 0} + 4\delta_{\vec{k}', \pm\vec{k}}) + n_{\vec{k}''} (4\delta_{\vec{k}', 0} + 2\delta_{\vec{k}', \pm\vec{k}}) \\ &\quad + n_{\vec{k}'} (3\delta_{\vec{k}', 0} + 2\delta_{\vec{k}', \pm\vec{k}}) + n_{\vec{k}'}^2 (2n_{\vec{k}'} + 1) \\ &\quad \times (2\delta_{\vec{k}', 0} + \delta_{\vec{k}', \pm\vec{k}})], \end{aligned} \quad (\text{B7})$$

where $\mathcal{P}_p(n_{\vec{k}'} \rightarrow n_{\vec{k}'} \pm \delta_{\vec{k}', \pm\vec{k}} \pm 2\delta_{\vec{k}', 0})$ corresponds to a transition described by Eq. (B6) that changes magnon number in \vec{k}' sector by two. In the steady state, the scattered magnon flux into the \vec{k}'' modes equals their dissipation rate to the lattice

$$\mathcal{T}_d = \sum_{\vec{k}''} \hbar\omega_{\vec{k}''} \zeta_{mp, \vec{k}''} (n_{\vec{k}''} - n_{th, \vec{k}''}), \quad (\text{B8})$$

where $n_{th, \vec{k}''}$ is the thermal equilibrium determined by the phonon bath temperature T_L . In order to estimate $n_{\vec{k}''}$ of the magnon bath after heating by the driven magnons, we assume \vec{k}'' close to \vec{k} that dominate $|\mathcal{D}_{\vec{k}'', 0}^{4MS,2}|$, and assume $\omega_{\vec{k}''} = \omega_0 = \omega_{\pm\vec{k}}$. These assumptions also lead to $T_{\vec{k}''} = T_0$, i.e. $n_{th, \vec{k}''} = n_{th, 0}$, $\zeta_{mp, \vec{k}''} = \zeta_{mp, 0}$, and $\varrho(\hbar\omega_{\vec{k}''}) = 2/(\pi\hbar\zeta_{mp, 0})$. For a YIG sphere with 0.1 mm radius $|\mathcal{D}_{\vec{k}'', 0}^{4MS,2}| \sim 10^{-8}$, and for $\bar{B} = 3.3 \times 10^{13}$ that we use mainly for the results of this work, the largest steady states after instabilities $n_0 \sim n_{\pm\vec{k}} \sim 10^{13}$ [see, e.g., Figs. 1(c) and 2]. Therefore we can estimate the maximal heating of the magnon cloud bath in our calculations by equating the integrands in Eqs. (B7) and (B8). A phonon bath of $T_L = 1$ K, $\omega_{\vec{k}''} = \omega_0 = 10^{11}/(2\pi)$ 1/s, i.e., $n_{th, \vec{k}''} = 0.87$, $\zeta_{mp, 0} = 1$ MHz, determines the mean \vec{k}'' magnon number to be $n_{\vec{k}''} = 1.13$ or a temperature $T'_{0(\pm\vec{k})} \sim 1.2$ K, i.e., the magnon modes of the thermal cloud are heated by 0.2 degrees. The correlators of magnon thermal cloud noise source $\langle F_{mm,0(\pm\vec{k})}(t), F_{mm,0(\pm\vec{k})}^\dagger(t') \rangle = \zeta_{mm,0(\pm\vec{k})}(n'_{th,0(\pm\vec{k})} + 1)\delta(t - t')$ and $\langle F_{mm,0(\pm\vec{k})}^\dagger(t), F_{mm,0(\pm\vec{k})}(t') \rangle = \zeta_{mm,0(\pm\vec{k})}n'_{th,0(\pm\vec{k})}\delta(t - t')$, where $1/n'_{0(\pm\vec{k})} = e^{\hbar\omega_{0(\pm\vec{k})}/k_B T'_{0(\pm\vec{k})}} - 1$, and in YIG $\zeta_{mm,0(\pm\vec{k})} \sim 1$ MHz [47,129].

Schematically, the driven modes and the baths are linked as in Fig. 10. At very low temperatures the Markov approximation breaks down and the noise correlation functions can not be assumed to be a delta function anymore (i.e., the noise becomes colored) [68]. Moreover, the dominant source of magnon dissipation at temperatures < 1 K is not phononic [2]. Therefore the present approximations hold for temperatures $T_{env} \geq 1$ K. In our calculations, we fix T_{env} , which determines $T_L \approx T_{env}$, and consequently $T'_{0(\pm\vec{k})}$ which is governed by the rate equations discussed earlier. As discussed in Sec. VII, $T_L > T_{env}$ in practice, but with proper heat management the difference can be kept small.

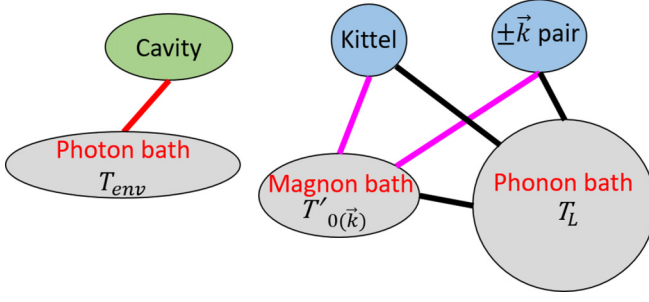


FIG. 10. Schematic of the total Hilbert space of photonic cavity mode, Kittel mode and selected pair of magnons with wave vector $\pm\vec{k}$, the baths, and the interactions. The driven magnetic modes relax by interaction with a bath of thermalized magnons at temperature $T'_{0(\pm\vec{k})}$ as depicted by purple lines as well as a (phonon) bath corresponding to Gilbert damping at temperature T_L (black lines). The bath of thermalized magnons also is in contact with the phonon bath. The cavity mode is in contact with a bath at temperature T_{env} , isolated from baths for magnon modes.

APPENDIX C: SCALING AND MASTER EQUATION

The observable consequences of nonclassical behavior such as entanglement can be assessed via the density matrix as calculated from the first principles of quantum mechanics, which for practical reasons requires limiting the Hilbert space of the total Hamiltonian $H^{(T)}$. This can be done by scaling down the drive amplitude \bar{B} with a coefficient Q as \bar{B}/Q , while scaling up the fourth order terms by Q^2 in order to preserve the nonlinearities. This scaling compresses but preserves the details of the phase space, such as the number of fixed points and their relative positions. The costs of the scaling are loss of transient states that in the physical system might appear as steady states. For example, in the scaled system, we never find the limit cycle solution for the Kittel mode predicted by the semiclassical method, see Fig. 2, because the effects of quantum fluctuations are enhanced by the reduced distance between the attractors in phase space. Actually, quantum fluctuation always destroy the classical bistability in the self-Kerr Hamiltonian, but on very long time scales when energy minima are well separated [65]. In the off-resonant regime $|\omega_d - \omega_c| \gg D_0$, we may adiabatically remove (integrate out) the cavity field, which reduces the Hilbert space to the Kittel mode and connected \vec{k} , $-\vec{k}$ magnon pairs $n_{F,0} \times n_{F,\vec{k}}^2$, where $n_{F,0}$ ($n_{F,\vec{k}}$) is the number of Fock (number) states into which we expand the steady state density matrix [68,69]. The scaling preserves, for example, the effects of nonlinearity. The bistable points for the Kittel mode in the absence of 4MS are at $n_0^\pm = [-2\Delta'_0 \pm (\Delta_0'^2 - 3\zeta_{m,0}^2)^{1/2}]/(6K_1)$ [65], where n_0^\pm is the mean number of Kittel mode magnons in the two bistable points, Δ'_0 is the effective detuning of the Kittel mode from the drive frequency, and $K_1 = 2 \text{Re}[\mathcal{D}_{0,0}^{4MS,1} + \mathcal{D}_{0,0}^{4MS,2}]$. n_0^\pm is too large for direct computation, but may be scaled down by a factor $1/Q^2$. We keep dissipation constant during scaling. When, alternatively, the dissipation is reduced with a factor $1/Q$, the detunings at which bistability emerges scale identically, while the 4MS coefficients should be enhanced like Q rather than Q^2 .

We chose a Q that shrinks the Hilbert space to the manageable $n_{F,0} = 15$ and $n_{F,\pm\vec{k}} = 7$. We then can numerically solve the master equation for the density matrix $\hat{\rho}$:

$$\begin{aligned} \dot{\hat{\rho}} = & -i[H^{(T)}, \hat{\rho}] + \sum_{\vec{k}' \in \{0, \vec{k}, -\vec{k}\}} [\zeta_{mp, \vec{k}'} n_{th, \vec{k}'} + \zeta_{mm, \vec{k}'} n'_{th, \vec{k}'}] L_{\vec{k}'}(\hat{\rho}) \\ & + \sum_{\vec{k}' \in \{0, \vec{k}, -\vec{k}\}} \left[\frac{\zeta_{mp, \vec{k}'}}{2} + \frac{\zeta_{mm, \vec{k}'}}{2} \right] L'_{\vec{k}'}(\hat{\rho}), \end{aligned} \quad (C1)$$

where $L_{\vec{k}'}$ and $L'_{\vec{k}'}$ are the Lindblad operators governing the dissipation in the Born-Markov approximation [68]

$$L_{\vec{k}'} = c_{\vec{k}'} \hat{\rho} c_{\vec{k}'}^\dagger + c_{\vec{k}'}^\dagger \hat{\rho} c_{\vec{k}'} - \hat{\rho} c_{\vec{k}'} c_{\vec{k}'}^\dagger, \quad (C2)$$

$$L'_{\vec{k}'} = 2c_{\vec{k}'} \hat{\rho} c_{\vec{k}'}^\dagger - c_{\vec{k}'}^\dagger c_{\vec{k}'} \hat{\rho} - \hat{\rho} c_{\vec{k}'}^\dagger c_{\vec{k}'}. \quad (C3)$$

Equation (C1) can be written in terms of a super-operator matrix \mathcal{L} as $\dot{\hat{\rho}} = \mathcal{L}\hat{\rho}$. The steady state of the density matrix, ρ_{ss} , satisfies $\hat{\rho}_{ss} = \mathcal{L}\hat{\rho}_{ss} = 0$. Therefore we search for the eigenvector with zero eigenvalue of the superoperator matrix \mathcal{L} . This can be done in two ways. First method: as the steady state equation $\mathcal{L}\hat{\rho} = 0$ suggests, the process begins by reforming the matrix ρ into a vector and reforming \mathcal{L} into a corresponding matrix. which reduces the task to computing the eigenvector corresponding to the smallest (zero) eigenvalue. Second method: the known matrix \mathcal{M} satisfying $\mathcal{M}\rho = [\text{Tr}(\rho) = 1, 0, 0, \dots]^T$ combined with the conditions $\mathcal{L}\rho = 0$ leads to $(\mathcal{L} + \mathcal{M})\rho = \mathcal{M}\rho = [1, 0, 0, \dots]^T$, which is a linear system of equations with solution ρ_{ss} . We use the second method which is much faster, as well as more scalable and accurate.

APPENDIX D: ENTANGLEMENT MEASURES

1. Logarithmic negativity

A bipartite system (“Alice and Bob”) is separable when $\hat{\rho} = \sum_i \eta_i \hat{\rho}_{i,1} \otimes \hat{\rho}_{i,2}$, where η_i is a coefficient, $\hat{\rho}$ is the total density operator of the mixed state of system 1 and 2, $\hat{\rho}_{i,1(2)}$ is the density operator of system 1 (2) for the state i , and \otimes denotes the direct product. Here we focus on a pure state $\hat{\rho} = \hat{\rho}_1 \otimes \hat{\rho}_2$, but the treatment can be easily extended to mixed states. $(\hat{\rho}_1)^T = \hat{\rho}_1^*$ is well-behaved with positive eigenvalues, and positive eigenvalues of $\hat{\rho}' = (\hat{\rho}_1)^T \otimes \hat{\rho}_2$ imply that the system is separable into its parts 1 and 2. On the other hand, negative eigenvalues of $\hat{\rho}' = (\hat{\rho}_1)^T \otimes \hat{\rho}_2$ are a guarantee for an entangled state that is not separable. This negative partial transpose (NPT) criterion is a necessary and often sufficient condition for entanglement [72,78,79]. Vidal and Werner [80] introduced an entanglement measure of the degree with which $\hat{\rho}'$ fails to be positive. The trace norm $\|\rho'\|_1 = \text{tr} \sqrt{\rho'^\dagger \rho'} = 1 + 2|\sum_i \mu_i| = 1 + 2n(\rho)$, where the sum is over all negative eigenvalues $\mu_i < 0$ of the partially transposed density matrix, and $n(\rho)$ is referred to as *negativity*. The *logarithmic negativity* $E_{LN} = \log_2 \|\rho'\|_1 \geq E_D$ bounds E_D , the rate at which entanglement can be distilled using local operations and classical communications, the so-called LOCC [72,75–77]. For example, $E_D = 0.4$ means that ten copies of the state can in principle produce four perfect Einstein-Podolsky-Rosen (EPR) states [73]. EPR states are nonlocal entangled states

shared between two distinct particles (modes). Examples are spin singlet states and two-mode squeezed states.

When evaluating bipartite entanglement, modes should be divided into several parts of one or more modes. In our case the magnon polariton, i.e., the photon hybridized with the Kittel mode, should be considered as single mode. We therefore deal with a maximally tripartite system, the magnon polariton and the two modes of the instability driven $\pm\vec{k}$ pair. We wish to evaluate the entanglement between ρ_{0p} (' $0p$ ' in the subscript means magnon polariton), $\rho_{-\vec{k}}$, and $\rho_{\vec{k}}$ with $\rho_{\vec{k},-\vec{k}} = \hat{\rho}_{\vec{k}} \otimes \hat{\rho}_{-\vec{k}}$, $\rho_{0p,\vec{k}}$, and $\rho_{0p,-\vec{k}}$, i.e., the two distinct configurations in Fig. 6, with logarithmic negativities $E_{\text{LN},\pm\vec{k}\{0p,\mp\vec{k}\}}$ and $E_{\text{LN},0p\{\pm\vec{k}\}}$. In the following and in the main text, we drop " p " in " $0p$ ", for simplicity.

E_{LN}^L is the logarithmic negativity calculated from the covariance matrix Λ discussed in Appendix B that is accurate for close to Gaussian states [80]. Transposition corresponds to time reversal that reverses the sign of linear momentum. The partially transposed covariance matrix Λ' is obtained from Λ by negating the elements that connect the momentum of the mode (modes). For example, for evaluation of $E_{\text{LN},\pm\vec{k}\{0p,\mp\vec{k}\}}$, $[\Lambda']_{1(3,4,5,6,7,1,3,4,5,6,7),2(2,2,2,2,2,8,8,8,8,8,8)} = -[\Lambda]_{1(3,4,5,6,7,1,3,4,5,6,7),2(2,2,2,2,2,8,8,8,8,8,8)}$, where $[\Lambda^{(o)}]_{1(3,4,\dots),2(2,2,\dots)}$ indicates $[\Lambda^{(o)}]_{1,2}$, $[\Lambda^{(o)}]_{3,2}$, $[\Lambda^{(o)}]_{4,2} \dots$, respectively, and $\Lambda'^T = \Lambda'$. The logarithmic negativities for Gaussian distributed states [80] are

$$E_{\text{LN},i}^L = \sum_{i=1}^8 \mathcal{Y}(\vartheta_i), \quad (\text{D1})$$

where i is either $\pm\vec{k}\{0, \mp\vec{k}\}$ or $0\{\pm\vec{k}\}$, $\mathcal{Y}(\vartheta_i) = -\log_2(2\vartheta_i)$ if $2\vartheta_i < 1$ and zero otherwise. ϑ_i is an eigenvalue of $\sigma^{-1}\Lambda'$, and σ is a 8×8 block-diagonal matrix with blocks formed by the Pauli matrix σ_x .

E_{LN}^q are the logarithmic negativities obtained from the density matrix of the steady states ρ_{ss} of the quantum master equation of the scaled system as described in Appendix C. We require only the transpose of the ρ_{ss} components corresponding to the Hilbert space of one of the parts for the bipartite configurations. The elements of the matrix ρ_{ss} correspond to $|i, j, k\rangle\langle i', j', k'|$, where i (i'), j (j'), and k (k') refer to the i th (i' th), j th (j' th), and k th (k' th) Fock (number, level) state of the Kittel magnon polariton, \vec{k} mode, and $-\vec{k}$ mode, respectively. We obtain, e.g., $E_{\text{LN},0\{\pm\vec{k}\}}^q$, by the partial transposed density matrix ρ_{ss}^{PT} with entries $|i', j, k\rangle\langle i, j', k'|$ equivalent to $|i, j, k\rangle\langle i', j', k'|$ of ρ_{ss} . Its negative eigenvalues lead directly to $E_{\text{LN},0\{\pm\vec{k}\}}^q$. Similar partial transposition delivers $E_{\text{LN},\pm\vec{k}\{0,\mp\vec{k}\}}^q$.

2. Entanglement of formation

The logarithmic negativity is an upper bound for the distillable entanglement E_D of a bipartite state. $E_D = 0$ for a general mixed state does not imply absence of entanglement, however. The reverse process, i.e., the required number of completely entangled particles needed to build a certain bipartite state, has a different measure, viz. entanglement of formation, E_F [85,86]. For pure states $E_F = E_D$ [75], equivalent to the von Neumann entropy $E_{vN} = \text{Tr}[\rho_{1(2)} \log_2 \rho_{1(2)}]$, where

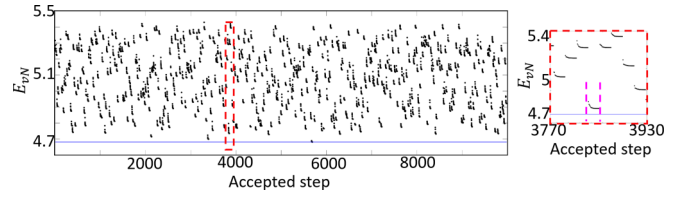


FIG. 11. The von Neumann entropy of each accepted step ($E_{vN,1}$) in the iterative calculation of entanglement of formation E_F . The right panel is a zoom in of the area marked by the red-dashed rectangle in the left panel. The points between the purple dashed lines indicate the progress starting from a certain initial random unitary matrix.

$\rho_{1(2)} = \text{Tr}_{2(1)}\rho$ [tracing over the part 2 (1) of the bipartite state], ρ is the total density matrix of the bipartite system, and $\rho_{1(2)}$ is the density matrix of part 1 (2). For mixed states, there is no closed formula for E_F , however. For a bipartite mixed state, E_F is the minimum of E_{vN} among different realizations $\rho = \sum_i p_i |\Upsilon_i\rangle\langle \Upsilon_i|$, where Υ_i is a pure state. Analytical expressions for mixed state of two qubits [86] as well as approximate closed form solutions and bounds for two-mode Gaussian states [88] exist, but evaluating E_F for a general system requires numerical methods. Here, we summarize our adopted algorithm [87]: (1) Carry out a singular-value decomposition of the mixed state $\rho = U_\rho \times S_\rho \times V_\rho$, where S_ρ is a diagonal matrix containing the singular values in descending order, U_ρ (V_ρ) has orthonormal columns (rows). Here, S_ρ and column vector U_ρ are eigenvalues and eigenvectors of ρ , and $V_\rho = U_\rho^{-1}$. The reduced efficiency for large dimensions [87] required a cutoff similar to the one in density matrix renormalization group calculations [130–132]. With N_{co} the largest values of S_ρ and discarding the rest including the corresponding columns of U_ρ and rows of V_ρ , leads to S'_ρ , U'_ρ , and V'_ρ , respectively. We thus decompose the mixed state ρ into pure states in a space of smaller dimension, $\rho = \sum_i^{N_{\text{co}}} p_i |\Upsilon_i\rangle\langle \Upsilon_i|$, where p_i are the entries of S'_ρ and $|\Upsilon_i\rangle$ are rows of V'_ρ . (2) Form a random $N_{\text{co}} \times N_{\text{co}}$ unitary matrix \mathcal{U} [133] and the density matrix $\rho' = \sum_i^{N_{\text{co}}} |\Upsilon'_i\rangle\langle \Upsilon'_i|$, where $|\Upsilon'_i\rangle = \sum_j^{N_{\text{co}}} \mathcal{U}_{ji} |\Upsilon_j\rangle$. (3) Evaluate $E_{vN,0}$, the von Neumann entropy of ρ' . (4) Form a random Hermitian matrix \mathcal{R} in which each element of row (column) i (j) are Gaussian distributed with variance $(1 \pm \delta_{ij})/N_{\text{co}}$ for real and imaginary parts, respectively. (5) Form the unitary matrix $\mathcal{U}' = \mathcal{U} \exp[i\chi\mathcal{R}]$, where χ is a constant coefficient less than one and \mathcal{U} is defined in step (2). In the first iteration set $\chi = \chi_0$, otherwise scale χ down by a factor $\Xi < 1$. (6) Form ρ' corresponding to \mathcal{U}' as in step (2), and evaluate its von Neumann entropy $E_{vN,1}$. (7) If $E_{vN,1} < E_{vN,0}$, accept the move, i.e., set $E_{vN,0} = E_{vN,1}$ and $\mathcal{U} = \mathcal{U}'$. (8) Repeat steps (5)–(7), N_χ times with accepted values of $E_{vN,1}$. (9) Repeat steps (4)–(8), $N_{\mathcal{R}}$ times. (10) Repeat steps (2)–(9), $N_{\mathcal{U}}$ times. (11) The smallest of $E_{vN,1}$ is the best estimate for the entanglement of formation E_F .

Here we focus on $E_{F,0\{\pm\vec{k}\}}$ with $N_{\text{co}} = 8$, $N_\chi = 20$, $N_{\mathcal{R}} = 20$, $N_{\mathcal{U}} = 500$, $\chi_0 = 0.3$, $\Xi = 2/3$. In Fig. 11, we show E_{vN} for accepted moves, i.e., the $E_{vN,1}$, with injection locking pumping amplitude $B_l = 10^{12}$ (see Fig. 8). The large spread of E_{vN} for possible decompositions of the mixed state into pure

TABLE I. Symbols and abbreviations.

Symbol	Definition
$\pm\vec{k}$	magnon wave vector
\vec{H}_{ext}	external DC magnetic field
\vec{M}_0	magnetization
\hbar	reduced Planck constant
ω_c	cavity mode angular frequency
ω_d	microwave drive angular frequency
$\omega_{0(\vec{k}\neq 0)}$	Kittel ($\vec{k} \neq 0$) magnon mode angular frequency
b (b^\dagger)	annihilation (creation) operator of cavity field
β	mean field of cavity field
δb (δb^\dagger)	fluctuation part of annihilation (creation) operator of cavity field
X (Y)	position (momentum) of cavity field harmonic oscillator
δX (δY)	fluctuating part of position (momentum) of cavity field
$c_{0(\vec{k}\neq 0)}$ ($c_{0(\vec{k}\neq 0)}^\dagger$)	annihilation (creation) operator of Kittel ($\vec{k} \neq 0$) mode
$\alpha_{0(\vec{k}\neq 0)}$	mean-field Kittel ($\vec{k} \neq 0$) mode
$\delta c_{0(\vec{k}\neq 0)}$ ($\delta c_{0(\vec{k}\neq 0)}^\dagger$)	fluctuating part of annihilation (creation) operator of Kittel ($\vec{k} \neq 0$) mode
$x_{0(\vec{k}\neq 0)}$ ($p_{0(\vec{k}\neq 0)}$)	position (momentum) of Kittel ($\vec{k} \neq 0$) mode harmonic oscillator
$\delta x_{0(\vec{k}\neq 0)}$ ($\delta p_{0(\vec{k}\neq 0)}$)	fluctuating part of position (momentum) of Kittel ($\vec{k} \neq 0$) magnon mode
\vec{B}	drive amplitude of the cavity field
P_{in}	microwave input power
B_l	drive amplitude of the instability driven $\pm\vec{k} \neq 0$ magnon modes
ϕ_l	phase of B_l
$\Delta_{0(\vec{k}\neq 0)} = \omega_{0(\vec{k}\neq 0)} - \omega_d$	detuning of Kittel ($\vec{k} \neq 0$) magnon mode frequency from the drive
Δ'_0	Detuning of Kittel mode frequency from the drive after adiabatically removing the photon field
$\Delta = \omega_c - \omega_d$	detuning of cavity mode frequency from the drive
$\mathcal{D}_{\vec{k},\vec{k}'}^{\text{4MS},1}$	coefficient of 4MS terms of the form $c_{\vec{k}}^\dagger c_{\vec{k}'} c_{\vec{k}}$
$\mathcal{D}_{\vec{k},\vec{k}'}^{\text{4MS},2}$	coefficient of 4MS terms of the form $c_{\vec{k}}^\dagger c_{-\vec{k}}^\dagger c_{\vec{k}'} c_{-\vec{k}'}$
$\zeta_{m,0(\vec{k}\neq 0)}$	total dissipation of Kittel ($\vec{k} \neq 0$) magnon mode
$\zeta_{mm,0(\vec{k}\neq 0)}$	dissipation of Kittel ($\vec{k} \neq 0$) magnon mode due to magnon bath
$F_{mm,0(\vec{k}\neq 0)}$	fluctuating field on Kittel ($\vec{k} \neq 0$) magnon mode from the magnon bath
$\zeta_{mp,0(\vec{k}\neq 0)}$	dissipation of Kittel ($\vec{k} \neq 0$) magnon mode due to phonon bath
$F_{mp,0(\vec{k}\neq 0)}$	fluctuating field on Kittel ($\vec{k} \neq 0$) magnon mode from the phonon bath
ζ_c	total dissipation of cavity mode
$\zeta_{c,0}$	dissipation of cavity mode due to interaction with other modes
$F_{c,0}$	fluctuating field on cavity mode from the bath of other cavity modes
$\zeta_{c,\text{ex}}$	dissipation of cavity mode due to input port
$F_{c,\text{ex}}$	fluctuating field on cavity mode from the bath of input port
\mathcal{O}	matrix of linearized EOM around mean fields
T_{env}	environment temperature
M_s	saturation magnetization
d	magnetic particle diameter
K_c	uniaxial magnetic anisotropy
γ	gyromagnetic ratio
D_0	Kittel-cavity mode coupling constant
α_G	Gilbert constant
$\hat{\rho}$	density matrix
$\hat{\rho}_{0(\vec{k}\neq 0)}$	steady state density matrix of Kittel ($\vec{k} \neq 0$) mode after tracing out the others
\mathcal{L}	super-operator corresponding to Lindblad master equation
\mathcal{Q}	scaling constant of the system to an equivalent solvable by quantum master equation
$W(x_{0(\vec{k}\neq 0)}, p_{0(\vec{k}\neq 0)})$	Wigner function of $\hat{\rho}_{0(\vec{k}\neq 0)}$
$W(\delta X, \delta Y)$	Wigner function of cavity field with its mean field shifted to vacuum
θ_{sq}	angle of the fluctuation ellipse of the output cavity field
η_{sq}	ratio of minor over major axis of the fluctuation ellipse of the output cavity field
E_F	entanglement of formation calculated using the result of quantum master equation
$E_{\text{LN},0\{\pm\vec{k}\}}^q$ ($E_{\text{LN},\pm\vec{k}\{0,\mp\vec{k}\}}^q$)	logarithmic negativity of $0\{\pm\vec{k}\}$ ($\pm\vec{k}\{0,\mp\vec{k}\}$) bipartite configuration from quantum master equation results
$E_{\text{LN},0\{\pm\vec{k}\}}^L$ ($E_{\text{LN},\pm\vec{k}\{0,\mp\vec{k}\}}^L$)	logarithmic negativity of $0\{\pm\vec{k}\}$ ($\pm\vec{k}\{0,\mp\vec{k}\}$) bipartite configuration from quantum Langevin equation results

TABLE I. (Continued.)

Symbol	Definition
MS	magnetostatic
4MS	four-magnon scattering
LC	limit cycle
FP1	fixed point solution of the Suhl instability when $\pm\vec{k} \neq 0$ magnon pair is in thermal vacuum state
FP2	fixed point solution of the Suhl instability when the $\pm\vec{k} \neq 0$ magnon pair is a fixed point (limit cycle) without (with) noise

states indicates the difficulty to find E_F for a general mixed state. The right panel of Fig. 11 is a zoom of the left one. The data points surrounded by purple dashed lines correspond to the $E_{vN,1}$ values in the N_R iterations of steps (4)–(8) for a certain initial random unitary matrix generated in step (2). The blue line in Fig. 11 indicates the minimum among all values of accepted $E_{vN,1}$, i.e., the entanglement of formation E_F . For

the parameters in the present calculation the error bar is of the order of 0.01.

APPENDIX E: SYMBOLS AND ABBREVIATIONS

Table I summarizes the symbols and abbreviations used in this manuscript.

- [1] X. Zhang, C.-L. Zou, L. Jiang, and H. X. Tang, Strongly Coupled Magnons and Cavity Microwave Photons, *Phys. Rev. Lett.* **113**, 156401 (2014).
- [2] Y. Tabuchi, S. Ishino, T. Ishikawa, R. Yamazaki, K. Usami, and Y. Nakamura, Hybridizing Ferromagnetic Magnons and Microwave Photons in the Quantum Limit, *Phys. Rev. Lett.* **113**, 083603 (2014).
- [3] A. Osada, R. Hisatomi, A. Noguchi, Y. Tabuchi, R. Yamazaki, K. Usami, M. Sadgrove, R. Yalla, M. Nomura, and Y. Nakamura, Cavity Optomagnonics with Spin-Orbit Coupled Photons, *Phys. Rev. Lett.* **116**, 223601 (2016).
- [4] X. Zhang, N. Zhu, C.-L. Zou, and H. X. Tang, Optomagnonic Whispering Gallery Microresonators, *Phys. Rev. Lett.* **117**, 123605 (2016).
- [5] J. A. Haigh, A. Nunnenkamp, A. J. Ramsay, and A. J. Ferguson, Triple-Resonant Brillouin Light Scattering in Magneto-Optical Cavities, *Phys. Rev. Lett.* **117**, 133602 (2016).
- [6] S. Sharma, Y. M. Blanter, and G. E. W. Bauer, Light scattering by magnons in whispering gallery mode cavities, *Phys. Rev. B* **96**, 094412 (2017).
- [7] H. Huebl, C. W. Zollitsch, J. Lotze, F. Hocke, M. Greifenstein, A. Marx, R. Gross, and S. T. B. Goennenwein, High Cooperativity in Coupled Microwave Resonator Ferrimagnetic Insulator Hybrids, *Phys. Rev. Lett.* **111**, 127003 (2013).
- [8] J. M. Raimond, M. Brune, and S. Haroche, Manipulating quantum entanglement with atoms and photons in a cavity, *Rev. Mod. Phys.* **73**, 565 (2001).
- [9] H. Mabuchi and A. C. Doherty, Cavity quantum electrodynamics: Coherence in context, *Science* **298**, 1372 (2002).
- [10] Z.-L. Xiang, S. Ashhab, J. Q. You, and F. Nori, Hybrid quantum circuits: Superconducting circuits interacting with other quantum systems, *Rev. Mod. Phys.* **85**, 623 (2013).
- [11] Y. Tabuchi, S. Ishino, A. Noguchi, T. Ishikawa, R. Yamazaki, K. Usami, and Y. Nakamura, Coherent coupling between a ferromagnetic magnon and a superconducting qubit, *Science* **349**, 405 (2015).
- [12] J. A. Haigh, S. Langenfeld, N. J. Lambert, J. J. Baumberg, A. J. Ramsay, A. Nunnenkamp, and A. J. Ferguson, Magneto-optical coupling in whispering-gallery-mode resonators, *Phys. Rev. A* **92**, 063845 (2015).
- [13] X. Zhang, C.-L. Zou, N. Zhu, F. Marquardt, L. Jiang, and H. X. Tang, Magnon dark modes and gradient memory, *Nat. Commun.* **6**, 8914 (2015).
- [14] L. Bai, M. Harder, Y. P. Chen, X. Fan, J. Q. Xiao, and C.-M. Hu, Spin Pumping in Electro-dynamically Coupled Magnon-Photon Systems, *Phys. Rev. Lett.* **114**, 227201 (2015).
- [15] G. Bertotti, I. D. Mayergoyz, and C. Serpico, *Nonlinear Magnetization Dynamics in Nanosystems* (Elsevier, Amsterdam, 2009).
- [16] D. D. Stancil and A. Prabhakar, *Spin Waves* (Springer, New York, 2009).
- [17] V. E. Demidov, O. Dzyapko, S. O. Demokritov, G. A. Melkov, and A. N. Slavin, Thermalization of a Parametrically Driven Magnon Gas Leading to Bose-Einstein Condensation, *Phys. Rev. Lett.* **99**, 037205 (2007).
- [18] V. E. Demidov, O. Dzyapko, S. O. Demokritov, G. A. Melkov, and A. N. Slavin, Observation of Spontaneous Coherence in Bose-Einstein Condensate of Magnons, *Phys. Rev. Lett.* **100**, 047205 (2008).
- [19] A. A. Serga, V. S. Tiberkevich, C. W. Sandweg, V. I. Vasyuchka, D. A. Bozhko, A. V. Chumak, T. Neumann, B. Obry, G. A. Melkov, A. N. Slavin, and B. Hillebrands, Bose-einstein condensation in an ultra-hot gas of pumped magnons, *Nat. Commun.* **5**, 3452 (2013).
- [20] D. A. Bozhko, A. A. Serga, P. Clausen, V. I. Vasyuchka, F. Heussner, G. A. Melkov, A. Pomyalov, V. S. Lvov, and B. Hillebrands, Supercurrent in a room-temperature bose-einstein magnon condensate, *Nat. Phys.* **12**, 1057 (2016).
- [21] S. A. Bender, R. A. Duine, and Y. Tserkovnyak, Electronic Pumping of Quasiequilibrium Bose-Einstein-Condensed Magnons, *Phys. Rev. Lett.* **108**, 246601 (2012).
- [22] P. H. Bryant, C. D. Jeffries, and K. Nakamura, Spin-wave dynamics in a ferrimagnetic sphere, *Phys. Rev. A* **38**, 4223 (1988).
- [23] S. M. Rezende and F. M. D. Aguiar, Spin-wave instabilities, auto-oscillations, and chaos in yttrium-iron-garnet, *Proc. IEEE* **78**, 893 (1990).

- [24] A. Slavin and V. Tiberkevich, Nonlinear auto-oscillator theory of microwave generation by spin-polarized current, *IEEE Trans. Magn.* **45**, 1875 (2009).
- [25] V. E. Demidov, S. Urazhdin, H. Ulrichs, V. Tiberkevich, A. Slavin, D. Baither, G. Schmitz, and S. O. Demokritov, Magnetic nano-oscillator driven by pure spin current, *Nat. Mater.* **11**, 1028 (2012).
- [26] S. Kaka, M. R. Pufall, W. H. Rippard, T. J. Silva, S. E. Russek, and J. A. Katine, Mutual phase-locking of microwave spin torque nano-oscillators, *Nature (London)* **437**, 389 (2005).
- [27] M. Elyasi, C. S. Bhatia, and H. Yang, Synchronization of spin-transfer torque oscillators by spin pumping, inverse spin hall, and spin hall effects, *J. Appl. Phys.* **117**, 063907 (2015).
- [28] A. N. Slavin and I. V. Rojdestvenski, “Bright” and “dark” spin wave envelope solitons in magnetic films, *IEEE Trans. Magn.* **30**, 37 (1994).
- [29] O. Buttner, M. Bauer, S. O. Demokritov, B. Hille-brands, Y. S. Kivshar, V. Grimalsky, Y. Rapoport, T. Shevchenko, M. P. Kostylev, B. A. Kalinikos, and A. N. Slavin, Spatial and spatiotemporal self-focusing of spin waves in garnet films observed by space-and time-resolved brillouin light scattering, *J. Appl. Phys.* **87**, 5088 (2000).
- [30] M. Wu, B. A. Kalinikos, L. D. Carr, and C. E. Patton, Observation of Spin-Wave Soliton Fractals in Magnetic Film Active Feedback Rings, *Phys. Rev. Lett.* **96**, 187202 (2006).
- [31] M. Elyasi, K. Sato, and G. E. W. Bauer, Topologically nontrivial magnonic solitons, *Phys. Rev. B* **99**, 134402 (2019).
- [32] A. V. Chumak, A. A. Serga, and B. Hillebrands, Magnon transistor for all-magnon data processing, *Nat. Commun.* **5**, 4700 (2014).
- [33] Y.-P. Wang, G.-Q. Zhang, D. Zhang, X.-Q. Luo, W. Xiong, S.-P. Wang, T.-F. Li, C.-M. Hu, and J. Q. You, Magnon kerr effect in a strongly coupled cavity-magnon system, *Phys. Rev. B* **94**, 224410 (2016).
- [34] Y.-P. Wang, G.-Q. Zhang, D. Zhang, T.-F. Li, C.-M. Hu, and J. Q. You, Bistability of Cavity Magnon Polaritons, *Phys. Rev. Lett.* **120**, 057202 (2018).
- [35] H. G. Craighead, Nanoelectromechanical systems, *Science* **290**, 1532 (2000).
- [36] J. S. Aldridge and A. N. Cleland, Noise-Enabled Precision Measurements of a Duffing Nanomechanical Resonator, *Phys. Rev. Lett.* **94**, 156403 (2005).
- [37] O. Shevchuk, V. Singh, G. A. Steele, and Y. M. Blanter, Optomechanical response of a nonlinear mechanical resonator, *Phys. Rev. B* **92**, 195415 (2015).
- [38] A. Ruckriegel and P. Kopietz, Rayleigh-Jeans Condensation of Pumped Magnons in Thin-Film Ferromagnets, *Phys. Rev. Lett.* **115**, 157203 (2015).
- [39] D. Lachance-Quirion, Y. Tabuchi, S. Ishino, A. Noguchi, T. Ishikawa, R. Yamazaki and Y. Nakamura, Resolving quanta of collective spin excitations in a millimeter-sized ferromagnet, *Sci. Adv.* **3**, e1603150 (2017).
- [40] M. Aspelmeyer, T. J. Kippenberg, and F. Marquardt, Cavity optomechanics, *Rev. Mod. Phys.* **86**, 1391 (2014).
- [41] F. Marquardt, J. G. E. Harris, and S. M. Girvin, Dynamical Multistability Induced by Radiation Pressure in High-Finesse Micromechanical Optical Cavities, *Phys. Rev. Lett.* **96**, 103901 (2006).
- [42] J. Qian, A. A. Clerk, K. Hammerer, and F. Marquardt, Quantum Signatures of the Optomechanical Instability, *Phys. Rev. Lett.* **109**, 253601 (2012).
- [43] A. Nunnenkamp, K. Børkje, J. G. E. Harris, and S. M. Girvin, Cooling and squeezing via quadratic optomechanical coupling, *Phys. Rev. A* **82**, 021806(R) (2010).
- [44] S. Rips, M. Kiffner, I. Wilson-Rae, and M. J. Hartmann, Steady-state negative wigner functions of nonlinear nanomechanical oscillators, *New J. Phys.* **14**, 023042 (2012).
- [45] G. Wang, L. Huang, Y.-C. Lai, and C. Grebogi, Nonlinear Dynamics and Quantum Entanglement in Optomechanical Systems, *Phys. Rev. Lett.* **112**, 110406 (2014).
- [46] R. M. White, *Quantum Theory of Magnetism* (Springer, Berlin, 2007).
- [47] S. M. Rezende, Theory of coherence in bose-einstein condensation phenomena in a microwave-driven interacting magnon gas, *Phys. Rev. B* **79**, 174411 (2009).
- [48] L. R. Walker, Magnetostatic modes in ferromagnetic resonance, *Phys. Rev.* **105**, 390 (1957).
- [49] L. R. Walker, Resonant modes of ferromagnetic spheroids, *J. Appl. Phys.* **29**, 318 (1958).
- [50] R. W. Damon and J. R. Eshbach, Magnetostatic modes of a ferromagnet slab, *J. Phys. Chem. Solids* **19**, 308 (1961).
- [51] B. A. Kalinikos and A. N. Slavin, Theory of dipole-exchange spin wave spectrum for ferromagnetic films with mixed exchange boundary conditions, *J. Phys. C: Solid State Phys.* **19**, 7013 (1986).
- [52] M. J. Hurben and C. E. Patton, Theory of magnetostatic waves for in-plane magnetized isotropic films, *J. Magn. Magn. Mater.* **139**, 263 (1995).
- [53] H. Suhl, The theory of ferromagnetic resonance at high signal powers, *Phys. Chem. Solids* **1**, 209 (1957).
- [54] R. G. E. Morris, A. F. van Loo, and S. Kosen, Strong coupling of magnons in a YIG sphere to photons in a planar superconducting resonator in the quantum limit, *Sci. Rep.* **7**, 11511 (2017).
- [55] N. Zhu, H. Chang, A. Franson, T. Liu, X. Zhang, E. J.-Halperin, Mingzhong Wu, and H. X. Tang, Patterned growth of crystalline $Y_3Fe_5O_{12}$ nanostructures with engineered magnetic shape anisotropy, *Appl. Phys. Lett.* **110**, 252401 (2017).
- [56] F. Heyroth, C. Hauser, P. Trempler, P. Geyer, F. Syrowatka, R. Dreyer, S. G. Ebbinghaus, G. Woltersdorf, and G. Schmidt, Monocrystalline Free Standing 3D Yttrium Iron Garnet Magnon Nano Resonators, *Phys. Rev. Appl.* **12**, 054031 (2019).
- [57] P. Hansen, Anisotropy and magnetostriction of gallium substituted yttrium iron garnet, *J. Appl. Phys.* **45**, 3638 (1974).
- [58] H. Chang, P. Li, W. Zhang, T. Liu, A. Hoffmann, L. Deng, and M. Wu, Nanometer-thick yttrium iron garnet films with extremely low damping, *IEEE Magn. Lett.* **5**, 1 (2014).
- [59] M. Goryachev, S. Watt, J. Bourhill, M. Kostylev, and M. E. Tobar, Cavity magnon polaritons with lithium ferrite and three-dimensional microwave resonators at millikelvin temperatures, *Phys. Rev. B* **97**, 155129 (2018).
- [60] A. Franson, N. Zhu, S. Kurfman, M. Chilcote, D. R. Candido, K. S. Buchanan, M. E. Flatté, H. X. Tang, and E. Johnston-Halperin, Cavity magnon polaritons with lithium ferrite and three-dimensional microwave resonators at millikelvin temperatures, [arXiv:1910.05325v1](https://arxiv.org/abs/1910.05325v1)

- [61] Y. Li, T. Polakovic, Y.-L. Wang, J. Xu, S. Lendinez, Z. Zhang, J. Ding, T. Khaire, H. Saglam, R. Divan, J. Pearson, W.-K. Kwok, Z. Xiao, V. Novosad, Axel Hoffmann, and W. Zhang, Strong Coupling between Magnons and Microwave Photons in On-Chip Ferromagnet-Superconductor Thin-Film Devices, *Phys. Rev. Lett.* **123**, 107701 (2019).
- [62] J. T. Hou and L. Liu, Cavity Magnon Polaritons with Lithium Ferrite and Three-Dimensional Microwave Resonators at Millikelvin Temperatures, *Phys. Rev. Lett.* **123**, 107702 (2019).
- [63] G. Gibson and C. Jeffries, Observation of period doubling and chaos in spin-wave instabilities in yttrium iron garnet, *Phys. Rev. A* **29**, 811 (1984).
- [64] V. V. Naletov, G. de Loubens, V. Charbois, O. Klein, V. S. Tiberkevich, and A. N. Slavin, Ferromagnetic resonance spectroscopy of parametric magnons excited by a four-wave process, *Phys. Rev. B* **75**, 140405(R) (2007).
- [65] P. D. Drummond and D. F. Walls, Quantum theory of optical bistability. I. nonlinear polarisability model, *J. Phys. A: Math. Gen.* **13**, 725 (1980).
- [66] J.-P. Eckmann and D. Ruelle, Ergodic theory of chaos and strange attractors, *Rev. Mod. Phys.* **57**, 617 (1985).
- [67] P. Bryant, R. Brown, and H. D. I. Abarbanel, Lyapunov Exponents From Observed Time Series, *Phys. Rev. Lett.* **65**, 1523 (1990).
- [68] H. J. Carmichael, *Statistical Methods in Quantum Optics* (Springer, Berlin, 2010).
- [69] D. F. Walls and G. J. Milburn, *Quantum Optics* (Springer, Berlin, 2008).
- [70] K. V. Kheruntsyan, Wigner function for a driven anharmonic oscillator, *J. Opt. B* **1**, 225 (1999).
- [71] A. I. Lvovsky and M. G. Raymer, Continuous-variable optical quantum-state tomography, *Rev. Mod. Phys.* **81**, 299 (2009).
- [72] S. L. Braunstein and P. van Loock, Quantum information with continuous variables, *Rev. Mod. Phys.* **77**, 513 (2005).
- [73] A. Einstein, B. Podolsky, and N. Rosen, Can quantum-mechanical description of physical reality be considered complete?, *Phys. Rev.* **47**, 777 (1935).
- [74] S. L. Braunstein, and H. J. Kimble, Teleportation of Continuous Quantum Variables, *Phys. Rev. Lett.* **80**, 869 (1998).
- [75] C. H. Bennett, H. J. Bernstein, S. Popescu, and B. Schumacher, Concentrating partial entanglement by local operations, *Phys. Rev. A* **53**, 2046 (1996).
- [76] G. Vidal, Entanglement of Pure States for a Single Copy, *Phys. Rev. Lett.* **83**, 1046 (1999).
- [77] G. Vidal, D. Jonathan, and M. A. Nielsen, Approximate transformations and robust manipulation of bipartite pure-state entanglement, *Phys. Rev. A* **62**, 012304 (2000).
- [78] A. Peres, Separability Criterion for Density Matrices, *Phys. Rev. Lett.* **77**, 1413 (1996).
- [79] M. Horodecki, P. Horodecki, and R. Horodecki, Inseparable two spin- $\frac{1}{2}$ density matrices can be distilled to a singlet form, *Phys. Lett. A* **223**, 1 (1996).
- [80] G. Vidal and R. F. Werner, Computable measure of entanglement, *Phys. Rev. A* **65**, 032314 (2002).
- [81] J. Fiurasek, Conditional generation of n-photon entangled states of light, *Phys. Rev. A* **65**, 053818 (2002).
- [82] H. Lee, P. Kok, N. J. Cerf, and J. P. Dowling, Linear optics and projective measurements alone suffice to create large-photon-number path entanglement, *Phys. Rev. A* **65**, 030101(R) (2002).
- [83] T. E. Lee and H. R. Sadeghpour, Quantum Synchronization of Quantum van der Pol Oscillators with Trapped Ions, *Phys. Rev. Lett.* **111**, 234101 (2013).
- [84] V. E. Demidov, H. Ulrichs, S. V. Gurevich, S. O. Demokritov, V. S. Tiberkevich, A. N. Slavin, A. Zholud, and S. Urazhdin, Synchronization of spin hall nano-oscillators to external microwave signals, *Nat. Commun.* **5**, 3179 (2014).
- [85] C. H. Bennett, D. P. DiVincenzo, J. A. Smolin, and W. K. Wootters, Mixed-state entanglement and quantum error correction, *Phys. Rev. A* **54**, 3824 (1996).
- [86] W. K. Wootters, Entanglement of formation and concurrence, *Quantum Inf. Comput.* **1**, 27 (2001).
- [87] K. Zyczkowski, Volume of the set of separable states. II, *Phys. Rev. A* **60**, 3496 (1999).
- [88] G. Adesso and F. Illuminati, Gaussian measures of entanglement versus negativities: ordering of two-mode gaussian states, *Phys. Rev. A* **72**, 032334 (2005).
- [89] J. Chen, C. Liu, T. Liu, Y. Xiao, K. Xia, G. E. W. Bauer, M. Wu, and H. Yu, Strong Interlayer Magnon-Magnon Coupling in Magnetic Metal-Insulator Hybrid Nanostructures, *Phys. Rev. Lett.* **120**, 217202 (2018).
- [90] T. Yu, C. P. Liu, H. M. Yu, Ya. M. Blanter, and G. E. W. Bauer, Chiral excitation of spin waves in ferromagnetic films by magnetic nanowire gratings, *Phys. Rev. B* **99**, 134424 (2019).
- [91] J. L. Chen, T. Yu, C. P. Liu, T. Liu, M. Madami, K. Shen, J. Y. Zhang, S. Tu, M. S. Alam, K. Xia, M. Z. Wu, G. Gubbiotti, Ya. M. Blanter, G. E. W. Bauer, and H. M. Yu, Excitation of Unidirectional Exchange Spin Waves by a Nanoscale Magnetic Grating, *Phys. Rev. B* **100**, 104427 (2019).
- [92] E. Carlsson, S. Gevorgian, Conformal mapping of the field and charge distributions in multilayered substrate CPWs, *IEEE Trans. Microwave Theory Tech.* **47**, 1544 (1999).
- [93] E. Langenberg, E. F.-Vila, V. Leboran, A. O. Fumega, V. Pardo, and F. Rivadulla, Analysis of the temperature dependence of the thermal conductivity of insulating single crystal oxides, *APL Mater.* **4**, 104815 (2016).
- [94] A. Brataas, Y. Tserkovnyak, and G. E. W. Bauer, Magnetization dissipation in ferromagnets from scattering theory, *Phys. Rev. B* **84**, 054416 (2011).
- [95] R. V. Smith, Review of heat transfer to helium I, *Cryogenics* **9**, 11 (1969).
- [96] B. Baudouy, Heat transfer and cooling techniques at low temperature, CERN Yellow Report CERN-2014-005 (2014), pp. 329–352.
- [97] V. DAuria, S. Fornaro, A. Porzio, S. Solimeno, S. Olivares, and M. G. A. Paris, Full Characterization of Gaussian Bipartite Entangled States by a Single Homodyne Detector, *Phys. Rev. Lett.* **102**, 020502 (2009).
- [98] J. Wenger, A. Ourjoumtsev, R. Tualle-Brouri, and P. Grangier, Time-resolved homodyne characterization of individual quadrature-entangled pulses, *Eur. Phys. J. D* **32**, 391 (2005).
- [99] E. P. Menzel, F. Deppe, M. Mariani, M. A. Araque Caballero, A. Baust, T. Niemczyk, E. Hoffmann, A. Marx, E. Solano, and R. Gross, Dual-Path State Reconstruction Scheme for Propagating Quantum Microwaves and Detector Noise Tomography, *Phys. Rev. Lett.* **105**, 100401 (2010).

- [100] D. Bozyigit, C. Lang, L. Steffen, J. M. Fink, C. Eichler, M. Baur, R. Bianchetti, P. J. Leek, S. Filipp, M. P. da Silva, A. Blais, and A. Wallraff, Antibunching of microwave-frequency photons observed in correlation measurements using linear detectors, *Nat. Phys.* **7**, 154 (2011).
- [101] E. P. Menzel, R. Di Candia, F. Deppe, P. Eder, L. Zhong, M. Ihmig, M. Haerberlein, A. Baust, E. Hoffmann, D. Ballester, K. Inomata, T. Yamamoto, Y. Nakamura, E. Solano, A. Marx, and R. Gross, Path Entanglement of Continuous-Variable Quantum Microwaves, *Phys. Rev. Lett.* **109**, 250502 (2012).
- [102] E. Hoffmann, F. Deppe, T. Niemczyk, T. Wirth, E. P. Menzel, G. Wild, H. Huebl, M. Mariantoni, T. Weiss, A. Lukashenko, A. P. Zhuravel, A. V. Ustinov, A. Marx, and R. Gross, A superconducting 180 hybrid ring coupler for circuit quantum electrodynamics, *Appl. Phys. Lett.* **97**, 222508 (2010).
- [103] M. Mariantoni, E. P. Menzel, F. Deppe, M. Á. Araque Caballero, A. Baust, T. Niemczyk, E. Hoffmann, E. Solano, A. Marx, and R. Gross, Planck Spectroscopy and Quantum Noise of Microwave Beam Splitters, *Phys. Rev. Lett.* **105**, 133601 (2010).
- [104] Y. Makhlin, G. Shon, and A. Shnirman, Quantum-state engineering with josephson-junction devices, *Rev. Mod. Phys.* **73**, 357 (2001).
- [105] F. T. Arecchi, E. Courtens, R. Gilmore, and H. Thomas, Atomic coherent states in quantum optics, *Phys. Rev. A* **6**, 2211 (1972).
- [106] S. Lloyd and S. L. Braunstein, Quantum Computation Over Continuous Variables, *Phys. Rev. Lett.* **82**, 1784 (1999).
- [107] D. P. DiVincenzo, Quantum computation, *Science* **270**, 255 (1995).
- [108] M. Kitagawa and M. Ueda, Squeezed spin states, *Phys. Rev. A* **47**, 5138 (1993).
- [109] J. Esteve, C. Gross, A. Weller, S. Giovanazzi, and M. K. Oberthaler, Squeezing and entanglement in a bose-einstein condensate, *Nature (London)* **455**, 1216 (2008).
- [110] M. F. Riedel, P. Bohi, Y. Li, T. W. Hansch, A. Sinatra, and P. Treutlein, Atom-chip-based generation of entanglement for quantum metrology, *Nature (London)* **464**, 1170 (2010).
- [111] L. Vaidman, Teleportation of quantum states, *Phys. Rev. A* **49**, 1473 (1994).
- [112] A. Furusawa, J. L. Sørensen, S. L. Braunstein, C. A. Fuchs, H. J. Kimble, and E. S. Polzik, Unconditional quantum teleportation, *Science* **282**, 706 (1998).
- [113] V. Giovannetti, S. Lloyd, and L. Maccone, Quantum-enhanced measurements: beating the standard quantum limit, *Science* **306**, 1330 (2004).
- [114] B. Vlastakis, G. Kirchmair, Z. Leghtas, S. E. Nigg, L. Frunzio, S. M. Girvin, M. Mirrahimi, M. H. Devoret, and R. J. Schoelkopf, Deterministically encoding quantum information using 100-photon schrödinger cat states, *Science* **342**, 607 (2013).
- [115] R. McConnell, H. Zhang, J. Hu, S. Cuk, and Vladan Vuletic, Entanglement with negative wigner function of almost 3, 000 atoms heralded by one photon, *Nature (London)* **519**, 439 (2015).
- [116] V. Veitch, C. Ferrie, David Gross, and Joseph Emerson, Negative quasi-probability as a resource for quantum computation, *New J. Phys.* **14**, 113011 (2012).
- [117] T. A. Palomaki, J. D. Teufel, R. W. Simmonds, and K. W. Lehnert, Entangling mechanical motion with microwave fields, *Science* **342**, 710 (2013).
- [118] S. Barzanjeh, E. S. Redchenko, M. Peruzzo, M. Wulf, D. P. Lewis, G. Arnold, and J. M. Fink, Stationary entangled radiation from micromechanical motion, *Nature (London)* **570**, 480 (2019).
- [119] R. Riedinger, A. Wallucks, I. Marinković, C. Lössnauer, M. Aspelmeyer, S. Hong, and S. Gröblacher, Remote quantum entanglement between two micromechanical oscillators, *Nature (London)* **556**, 473 (2018).
- [120] X.-J. Liu, M. F. Borunda, X. Liu, and J. Sinova, Effect of Induced Spin-Orbit Coupling for Atoms via Laser Fields, *Phys. Rev. Lett.* **102**, 046402 (2009).
- [121] Z. Wu, L. Zhang, W. Sun, X.-T. Xu, B.-Z. Wang, S.-C. Ji, Y. Deng, S. Chen, X.-J. Liu, and J.-W. Pan, Realization of two-dimensional spin-orbit coupling for bose-einstein condensates, *Science* **354**, 83 (2016).
- [122] T. Yu, Y.-X. Zhang, S. Sharma, Y. M. Blanter, G. E. W. Bauer, Magnon accumulation in chirally coupled magnets, [arXiv:1909.00953](https://arxiv.org/abs/1909.00953); Chiral coupling of magnons in waveguides, [arXiv:1909.01817](https://arxiv.org/abs/1909.01817).
- [123] C. Nayak, S. H. Simon, A. Stern, M. Freedman, and S. Das Sarma, Non-abelian anyons and topological quantum computation, *Rev. Mod. Phys.* **80**, 1083 (2008).
- [124] V. Peano, M. Houde, F. Marquardt, and A. A. Clerk, Topological Quantum Fluctuations and Traveling Wave Amplifiers, *Phys. Rev. X* **6**, 041026 (2016).
- [125] G. Kirchmair, B. Vlastakis, Z. Leghtas, S. E. Nigg, H. Paik, E. Ginossar, M. Mirrahimi, L. Frunzio, S. M. Girvin, and R. J. Schoelkopf, Observation of quantum state collapse and revival due to the single-photon kerr effect, *Nature (London)* **495**, 205 (2013).
- [126] A. Kamra and W. Belzig, Super-Poissonian Shot Noise of Squeezed-Magnon Mediated Spin Transport, *Phys. Rev. Lett.* **116**, 146601 (2016).
- [127] S. Streib, N. Vidal-Silva, K. Shen, and G. E. W. Bauer, Magnon-phonon interactions in magnetic insulators, *Phys. Rev. B* **99**, 184442 (2019).
- [128] R. M. White and M. Sparks, Ferromagnetic relaxation. III. theory of instabilities, *Phys. Rev.* **130**, 632 (1963).
- [129] C. B. d. Araujo, Quantum-statistical theory of the nonlinear excitation of magnons in parallel pumping experiments, *Phys. Rev. B* **10**, 3961 (1974).
- [130] S. R. White, Density Matrix Formulation for Quantum Renormalization Groups, *Phys. Rev. Lett.* **69**, 2863 (1992).
- [131] S. R. White, Density-matrix algorithms for quantum renormalization groups, *Phys. Rev. B* **48**, 10345 (1993).
- [132] U. Schollwöck, The density-matrix renormalization group in the age of matrix product states, *Ann. Phys.* **326**, 96 (2011).
- [133] M. Pozniak, K. Zyczkowski, and M. Kus, Composed ensembles of random unitary matrices, *J. Phys. A: Math. Gen.* **31**, 1059 (1998).