

Digitization of scalar fields for quantum computing

Natalie Klco^{*} and Martin J. Savage[†]

Institute for Nuclear Theory, University of Washington, Seattle, Washington 98195-1550, USA



(Received 23 September 2018; published 23 May 2019)

Qubit, operator, and gate resources required for the digitization of lattice $\lambda\phi^4$ scalar field theories onto quantum computers are considered, building upon the foundational work by Jordan *et al.* [*Quantum Inf. Comput.* **14**, 1014 (2014); *Science* **336**, 1130 (2012)], with a focus towards noisy intermediate-scale quantum devices. The Nyquist-Shannon sampling theorem, introduced in this context by Macridin *et al.* [*Phys. Rev. A* **98**, 042312 (2018)] building on the work of Somma [*Quantum Inf. Comput.* **16**, 1125 (2016)], provides a guide with which to evaluate the efficacy of two field-space bases, the eigenstates of the field operator, as used by Jordan *et al.*, and eigenstates of a harmonic oscillator, to describe $(0+1)$ - and $(d+1)$ -dimensional scalar field theory. We show how techniques associated with improved actions, which are heavily utilized in lattice QCD calculations to systematically reduce lattice-spacing artifacts, can be used to reduce the impact of the field digitization in $\lambda\phi^4$, but are found to be inferior to a complete digitization improvement of the Hamiltonian using a quantum Fourier transform. When the Nyquist-Shannon sampling theorem is satisfied, digitization errors scale as $|\log |\log |\epsilon_{\text{dig}}||| \sim n_Q$ (number of qubits describing the field at a given spatial site) for the low-lying states, leaving the familiar power-law lattice-spacing and finite-volume effects that scale as $|\log |\epsilon_{\text{lat}}|| \sim N_Q$ (total number of qubits in the simulation). For localized (delocalized) field-space wave functions, it is found that $n_Q \sim 4(7)$ qubits per spatial lattice site are sufficient to reduce theoretical digitization errors below error contributions associated with approximation of the time-evolution operator and noisy implementation on near-term quantum devices. Only classical computing resources have been used to obtain the results presented in this work.

DOI: [10.1103/PhysRevA.99.052335](https://doi.org/10.1103/PhysRevA.99.052335)

I. INTRODUCTION

While offering the potential to greatly refine calculations that can be performed through classical computation, quantum computing also holds the potential to enable calculations of quantities in quantum field theories and other quantum many-body systems that are not possible with classical techniques [1–20]. In particular, real-time dynamics, such as the fragmentation of quarks into hadrons at particle accelerators, the dynamics of nonequilibrium systems, and the nature of finite-density systems for which sampling with classical computation is limited by sign problems, are key areas for which the achievement of a quantum advantage is anticipated. Quantum devices with a range of underlying qubit architectures without error correction are now becoming available for domain scientists to seek advancement into these problems and other important scientific applications and to envisage attributes of quantum devices necessary to outperform classical computations of scientific significance. The performance of present-day quantum devices is limited by a number of basic attributes, including coherence times and the number of gates (specifically entangling gates) that can be applied prior to decoherence, the accuracy and precision of applied gates, the number and interconnectivity of qubits, and the lack of error correction. While significant effort is being put forth to reduce or eliminate these deficiencies and remarkable progress is

being made, these limitations are expected to persist in near-term quantum devices. This has led Preskill to name the present and upcoming time period the noisy intermediate-scale quantum (NISQ) era [21]. While formidable in its destruction of pure quantum states, quantum noise has been recently suppressed sufficiently for a number of small quantum simulations of physical systems [22–27], encouraging the expectation of meaningful scientific applications of NISQ-era devices.

Scalar field theories are ubiquitous in physics, from describing densities in condensed matter systems to fundamental fields in the electroweak sector from which the Higgs boson emerges after spontaneous symmetry breaking. The quantum theory describing the dynamics of a self-interacting, real scalar field represents perhaps the simplest quantum field theory (QFT) that can be explored through direct digitization of the field with a quantum computer. Such studies are anticipated to provide important insights into how quantum devices can be used to simulate gauge field theories, such as quantum electrodynamics and quantum chromodynamics (QCD), that describe the interactions in electronic systems and between quarks and gluons responsible for the nuclear forces and the structure and dynamics of strongly interacting matter. It is exciting to observe the advances that are being made in developing [6–9, 14, 16, 18–20, 26, 28–44] and implementing [10–13, 15, 17, 22, 26, 43, 45] algorithms for both Abelian and non-Abelian gauge theories and scalar field theories that may be useful for QFT calculations with quantum computers.

It is not expected that NISQ-era devices will surpass the computational capabilities of classical devices for the

^{*}klcon@uw.edu

[†]mjs5@uw.edu

evolution of scalar fields discussed in this paper. While an advantage may be found in a contrived endeavor for increased precision in the ground-state energy of a nonlocal spatial wave function (see Sec. IV C), the more-likely regimes of quantum advantage in simulation are those highlighted at the beginning of this introduction. Creating a computational framework making these systems accessible, taking advantage of superpositions and interference while remaining robust to quantum noise, is arduous and has become the focus of many current avenues of research; porting the knowledge and understanding of high-performance classical computation will be vital but insufficient to achieve this goal. As is the case in classical computing, performance and scaling of quantum devices for scientific application cannot be completely understood before computations are implemented at scale on hardware. While quantum calculations at scale are unreasonable today and the currently available hardware is likely far from future fault-tolerant devices, this paper examines scalar quantum field theory calculations on near-term quantum devices in preparation for a future in which substantial quantum resources allow exploration of classically unattainable states of matter.

In a series of foundational papers, Jordan, Lee, and Preskill formulated and analyzed scalar field theories for quantum computers [6–9] and estimated the resource-requirement scaling of calculations of static properties and of elastic and inelastic particle scattering processes determined through direct time evolution. A real scalar field $\phi(\mathbf{x})$ is discretized on a spatial lattice using techniques that are standard in lattice QCD (LQCD) calculations using classical computers. The spacing between lattice sites along a Cartesian axis is denoted by a , the extent of each spatial direction is denoted by L , and $\phi(\mathbf{x})$ is subject to, for example, periodic boundary conditions (PBCs) or twisted boundary conditions (see, e.g., Refs. [46–49]) in each direction. However, in NISQ-era quantum computations, $\phi(\mathbf{x})$ can only assume values from a modest-size set of possibilities, with extreme values of $|\phi(\mathbf{x})| \leq \phi_{\max}$ and a digitization $\delta_{\phi(\mathbf{x})}$. Therefore, the computational layout of these Jordan-Lee-Preskill (JLP) simulations is that a number of qubits n_Q describe the value of $\phi(\mathbf{x})$ at each position \mathbf{x} , with a total number of qubits $N_Q = n_Q(L/a)^d$ for spatial dimension d . This system is evolved under the action of the time-evolution operator $\hat{U}(t) = e^{-i\hat{H}t}$, where \hat{H} is the Hamiltonian operator, to evolve isolated wave packets forward in time to determine scattering amplitudes.

In nice work by Macridin *et al.* [34,36], focused on phonon-electron interactions and building upon work by Somma [50], it was emphasized that the Nyquist-Shannon (NS) sampling theorem should be considered in the architecture of a quantum computer, the mapping of $\phi(\mathbf{x})$, and the implementation of the Hamiltonian to achieve the desired accuracies in quantum simulations. The localization of the $\phi(\mathbf{x})$ wave function in ϕ space and its curvature determine the extent and interval of sampling in ϕ space, i.e., ϕ_{\max} and $\delta_{\phi(\mathbf{x})}$ (which dictate n_Q), required to reproduce the ϕ -space wave function with exponential precision, scaling as $|\log |\log |\epsilon_{\text{dig}}||| \sim n_Q$, where ϵ_{dig} is the error introduced through digitization, thereby removing inaccuracies due to field digitization. These studies of the NS sampling theorem determined the minimum number of qubits per phonon field

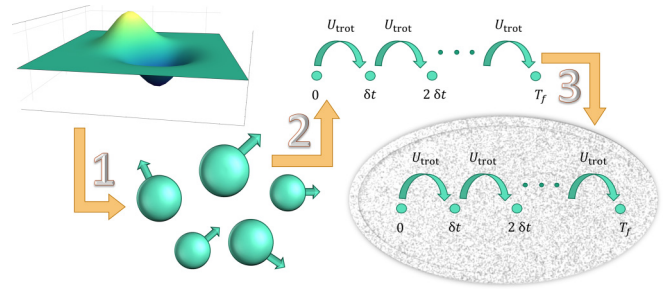


FIG. 1. Identifying three distinct sources of error in quantum simulations of scalar field theory: 1, the error of digitizing and latticizing the continuous field onto qubit degrees of freedom; 2, the error of simulation due to the use of approximations to the exact digitized propagator; and 3, the error due to noise in the quantum device’s implementation of the approximate digitized propagator. The first two sources of error are independent of the quantum hardware. The first is the main focus of this paper.

required to accurately describe harmonic oscillator (HO) wave functions up to a given excitation level of the phonon field [34,36,50]. The digitization errors make contributions that are parametrically smaller than spatial lattice-spacing artifacts and spatial finite-volume effects, which typically scale as $|\log |\epsilon_{\text{latt}}|| \sim N_Q$, where ϵ_{latt} is the error introduced by the nonzero spatial lattice spacing.

The use of ϵ in this paper indicates the precision to which the ground-state energy of the continuous scalar field can be reproduced by a Hamiltonian digitized with qubit degrees of freedom (step 1 of Fig. 1). This is a theoretical source of systematic error accompanying the formulation of the Hamiltonian before it is implemented on hardware or employed in a simulation algorithm. Most importantly, this is *not* the ϵ commonly used in the quantum simulation literature to express the precision with which properties of a given Hamiltonian can be extracted on quantum hardware (steps 2 and 3 of Fig. 1). Thus, ϵ here characterizes the physics of field digitization necessary to map the system onto a qubit Hamiltonian and does not include precision reductions entering from the Hamiltonian simulation (e.g., Trotterization) or phase estimation that may be implemented to extract features of this system on quantum hardware. Examples of progress in bounding these latter sources of error can be found in Refs. [51–55]. The distinction between these three sources of error is depicted in Fig. 1. The scalar field begins in a continuous representation in a formally-infinite-dimensional Hilbert space. With the reduction in step 1, this infinite-dimensional Hilbert space is truncated, digitized, and formulated on qubit degrees of freedom. Step 2 designs a quantum simulation algorithm to approximate the time evolution of the quantum state, e.g., Trotterization, which introduces errors scaling polynomially in the temporal digitization step size δt . Step 3 implements this approximate time evolution on quantum hardware susceptible to noise and (likely) without quantum error correction in the NISQ era.

The digitization errors represented in step 1 of Fig. 1 are the only errors considered in the main text of this paper. The results presented in this work establish the precision of low-energy calculations that could be obtained

on an ideal quantum device with exact implementation of the time-evolution operator based upon formal considerations of digitizations and discretizations that must be performed when formulating the field theories onto quantum devices with a modest number of qubits. These are presented in order to determine the best-case scenarios for modest-size devices of the near term and intentionally neglect the errors of steps 2 and 3 necessary to accurately reflect the precision attainable with realistic NISQ-era devices. Simulations of the effects of first-order Trotterization (step 2) and simple unitary gate noise (step 3) can be found in Appendix H. Together, Appendix H and the main text indicate that digitization errors (step 1) may be controlled to high precision with a number of qubits reasonable for the NISQ era, leaving the steps 2 and 3 to dominate the current scalar simulation error budget.

In this work, we consider implications of the digitization of scalar fields when mapped to qubit degrees of freedom, with a focus on the associated limits in accuracy of calculations on NISQ-era scale devices. In particular, we examine digitizing (0+1)- and (1+1)-dimensional $\lambda\phi^4$ scalar field theory describing a single real scalar field, including estimating qubit requirements, estimating the number of operators and number of gates required for such simulations, and extrapolating these estimates to $(d+1)$ -dimensional simulations.¹ As the sign of the mass-squared term in the Hamiltonian determines whether the ground state of these theories is localized around $\phi = 0$ or delocalized around two minima of the potential, estimates are provided for both situations. Making a connection with classical calculations of lattice QFTs, we discuss Hamiltonian improvement that can be included to parametrically reduce the impact of the field digitization by powers of $\delta_{\phi(x)}^2$. However, as used in Refs. [6–9] and emphasized in Refs. [34,36,50], the use of the quantum Fourier transform (QuFoTr) on the n_Q qubits at each spatial site to evaluate the action of the conjugate-momentum term in the Hamiltonian, as well as the freedom it provides in applying phases in field conjugate-momentum space, provides the opportunity to arbitrarily improve the digitized Hamiltonian, removing all polynomials in $\delta_{\phi(x)}$ and rendering digitization effects to be exponentially small (once the conditions imposed by the NS sampling theorem are satisfied). Analogous implementations have been utilized previously in Monte Carlo calculations of nonrelativistic systems [56,57]. We present the complete operator structure required to implement simulations with $n_Q = 3, 4, 5$ qubits per spatial site, along with associated quantum circuits for $n_Q = 3$. As different bases in ϕ space can be used to span the Hilbert space at each point in space, we examine the JLP implementation using the eigenstates of the ϕ operator and a basis defined by the eigenstates of a HO that is distinct from the frameworks developed in Refs. [34,36,50]. From our analysis, we conclude that the properties and dynamics of interacting scalar field theories may be simulated with

¹The necessary ingredients for this extrapolation are detailed resource requirements for implementation of (i) the (0+1)-dimensional self-interacting scalar field and (ii) the nearest-neighbor finite-difference gradient operator. We analyze these two pieces in depth and subsequently discuss the compilation procedure for applying the analysis to scalar lattices of arbitrary size and dimensionality.

only a modest number of qubits per site required to render digitization artifacts negligible compared to other expected systematic errors² in the NISQ era.

II. LATTICE SCALAR FIELD THEORY WITH QUBITS

The continuum Lagrange density describing the dynamics of a scalar field with self-interactions, retaining only renormalizable terms in 3+1 dimensions, is

$$\mathcal{L} = \frac{1}{2}(\partial_\mu\phi)^2 - \frac{1}{2}m^2\phi^2 - \frac{\lambda}{4!}\phi^4, \quad (1)$$

with a Hamiltonian density of

$$\mathcal{H} = \frac{1}{2}\Pi^2 + \frac{1}{2}(\nabla\phi)^2 + \frac{1}{2}m^2\phi^2 + \frac{\lambda}{4!}\phi^4. \quad (2)$$

The conjugate-momentum operator $\Pi(\mathbf{x})$ has the standard equal-time commutation relation with the field operator $[\phi(\mathbf{x}), \Pi(\mathbf{y})] = i\delta^3(\mathbf{x} - \mathbf{y})$. Numerical evaluation of observables resulting from this Hamiltonian density can be accomplished by discretizing space with a cubic grid with a distance between adjacent lattice sites on the Cartesian axes of a (the lattice spacing) and extent L in each direction, as previously defined. The number of sites in each spatial direction is L/a . The discretized Hamiltonian on a d -dimensional spatial lattice is

$$H = a^d \sum_{\mathbf{x}} \frac{1}{2}\Pi^2 - \frac{1}{2}\phi\nabla_a^2\phi + \frac{1}{2}m_0^2\phi^2 + \frac{\lambda_0}{4!}\phi^4, \quad (3)$$

where the discretized Laplacian operator is defined as $\nabla_a^2\phi(\mathbf{x}) = \sum_{j=1}^d [\phi(\mathbf{x} + a\hat{\mu}_j) + \phi(\mathbf{x} - a\hat{\mu}_j) - 2\phi(\mathbf{x})]/a^2$, where $\hat{\mu}_j$ is the unit vector in the j th direction. The quantities m_0 and λ_0 are bare parameters that are tuned to recover, for example, correct values of the ϕ mass M_ϕ and the 4ϕ scattering amplitude. The conjugate momentum is required to satisfy

$$[\phi(\mathbf{x}), \Pi(\mathbf{y})] = \frac{i}{a^d} \delta_{\mathbf{x},\mathbf{y}}^d \hat{I}, \quad (4)$$

where \hat{I} is the identity operator in field space. Redefining the fields, Hamiltonian, and mass as $\hat{\phi} = a^{(d-1)/2}\phi$, $\hat{\Pi} = a^{(d+1)/2}\Pi$, $\hat{H} = aH$, $\hat{m}_0 = am_0$, and $\hat{\lambda}_0 = a^{3-d}\lambda_0$, Eq. (3) can be written in terms of dimensionless quantities

$$\hat{H} = \sum_{\mathbf{x}} \frac{1}{2}\hat{\Pi}^2 - \frac{1}{2}\hat{\phi}\hat{\nabla}_a^2\hat{\phi} + \frac{1}{2}\hat{m}_0^2\hat{\phi}^2 + \frac{\hat{\lambda}_0}{4!}\hat{\phi}^4, \quad (5)$$

with an equal-time commutator of

$$[\hat{\phi}(\mathbf{x}), \hat{\Pi}(\mathbf{y})] = i\delta_{\mathbf{x},\mathbf{y}}^d \hat{I}. \quad (6)$$

The eigenstates of the momentum operator $|\mathbf{k}\rangle$ satisfy $\hat{K}|\mathbf{k}\rangle = \mathbf{k}|\mathbf{k}\rangle$, where \mathbf{k} is quantized by the boundary conditions, and, for example, takes the values $\mathbf{k} = \mathbf{n}\frac{2\pi}{L}$ for PBCs, where the integer triplets \mathbf{n} are constrained to lie within the first Brillouin zone $|n_{x,y,z}| < \frac{L}{2a}$. The finite-difference operator that is used to define the latticized $\hat{\mathbf{K}} = \hat{\nabla}_a^2\hat{\phi}$ has eigenvalues such that $\hat{\mathbf{K}}|\mathbf{k}\rangle = \hat{\mathbf{k}}|\mathbf{k}\rangle$ with $\hat{k}_j = \frac{2}{a} \sin(\frac{k_j a}{2})$.

²See processes 2 and 3 of Fig. 1 and Appendix H.

The construction of the latticized Hamiltonian in Eq. (5) is such that the long-distance, or low-energy, quantities (compared to π/a) will be faithfully reproduced in numerical evaluations up to corrections that are polynomial in the lattice spacing $\sim (aE)^n$ or exponential in the volume $\sim e^{nM_\phi L}$ (for spatially localized states). Therefore, such lattice frameworks should be considered as low-energy effective field theories, with an ultraviolet cutoff set by the inverse lattice spacing. Considerable effort by the LQCD community has been put in to construct improved actions in which additional terms are added to the Lagrange density that are parametrically suppressed by powers of the lattice spacing and consistent with the underlying (hyper)cubic symmetry of the space-time lattice. The additional terms in the QCD action are termed the Symanzik action [58,59]. Coefficients of the operators in the Symanzik action depend upon the lattice spacing and the discretized action and are determined both by tree-level matching and nonperturbatively through tuning for higher precision. As an example, the Wilson discretization of the light-quark field in LQCD calculations leads to spatial finite-difference discretization errors that scale linearly with the lattice spacing $O(a)$. By adding one dimension-5 operator to the lattice action, the Sheikholeslami-Wohlert term [60], and tuning its coefficient, this improved action produces low-energy and long-distance observables that have errors at $O(a^2)$. In principle, an arbitrary number of operators in the Symanzik action can be included in numerical computations to improve the action to high orders. However, the requirements for such calculations that include, for instance, four-quark operators make this impractical. We will apply similar considerations when proposing improvements for the digitization of the scalar field onto quantum degrees of freedom.

III. IMPLICATIONS OF THE NYQUIST-SHANNON SAMPLING THEOREM

The work of Macridin *et al.* [34,36] stressed the importance of the NS sampling theorem, implicit in the work of Somma [50], which is central to signal processing, communications, and data compression, to quantum computations. It is worth reminding the reader of its main elements and implications. While the results of this theorem are used implicitly in the formulation and analysis of LQCD calculations, connections between the two are typically not dwelt upon.

Consider the reconstruction of a real function $C(x)$ that has support only between $x = 0$ and $x = x_{\max}$ in position space and between $k = -k_{\max}$ and $k = +k_{\max}$ in momentum space, from discrete sampling. If $C(x)$ is sampled over the interval $x \in [0, L]$ with $L > x_{\max}$ and at intervals of $\delta x < \frac{\pi}{k_{\max}}$, then the NS sampling theorem ensures that $C(x)$ can be reconstructed up to corrections that are exponentially small. The Poisson resummation formula is at the heart of this result, which is also used extensively in deriving, for example, finite-volume effects in LQCD calculations. The implications of this theorem are clear. As long as the function is sampled in both position space and momentum space over the entire region where the function has support, then it can be reconstructed with only exponentially small errors introduced by the discretization. In quantum simulations of field theories and in particular the computation of the low-lying eigenstates and eigenvalues,

this imposes constraints for both the spatial discretization and the digitization of the field at any given spatial site. From the viewpoint of lattice calculations, this dictates that the lattice spacing must be small enough to include all spatial-momentum states that contribute (to the level of precision to which the calculation is being performed), and the volume large enough to contain the eigenstates of interest, in order for deviations between the calculated eigenstates and eigenvalues and the true eigenstates and eigenvalues to be exponentially small. For LQCD calculations, this underpins Lüscher's finite-volume analysis of QCD observables [61–63], which is used extensively to both quantify uncertainties and extract S -matrix elements.

The NS theorem does not specify how to “cover” the region of support in position space and momentum space, i.e., what basis should be used to span the spaces, and some bases will be better than others for any given function. For smooth functions that fall exponentially (or as a Gaussian) at large distances, the plane-wave basis is efficient, defined over the spatial interval where the function has support and with a discretization that encompasses its highest-frequency component. For a more localized function, such as those that fall as a Gaussian at large distance, eigenstates of the HO that are approximately tuned to the function can also be efficient.

For quantum computations of a field theory using a given set of basis functions to define the spatial discretization and the field digitization, including plane waves or eigenstates of the HO, this theorem dictates the number of qubits required to achieve a desired accuracy. The number of qubits and the number and complexity of operators required to execute the computation are basis dependent. Identifying the optimal basis with which to perform the quantum computation requires examining both the number of qubits and the number of gates required to perform the computation with the desired precision.

It is worth commenting that the NS sampling bounds are likely satisfied in LQCD calculations of localized quantities, such as hadron masses and nuclear bound states. Therefore, the eigenvalues and eigenstates obtained in such calculations would be exponentially close to the values associated with the lattice Hamiltonian if infinite statistics were accumulated in the stochastic sampling of the quantum fields. The power-law deviations that scale as $\sim (aE)^n$ result from deviations in the lattice Hamiltonian from the continuum Hamiltonian and are not due to undersampling in the NS sense. We are unaware of the NS theorem being implemented in classical quantum Monte Carlo calculations and consider the possibility worth exploring.

IV. (0+1)-DIMENSIONAL SCALAR FIELD THEORY

In order to demonstrate some important features of the construction presented in the preceding section, we examine a (0+1)-dimensional noninteracting scalar field theory, which is simply a HO. After a further field and Hamiltonian redefinition $\hat{\phi} = \frac{1}{\sqrt{\hat{m}_0}}\hat{\phi}$, $\hat{\Pi} = \sqrt{\hat{m}_0}\hat{\Pi}$, and $\hat{H} = \hat{m}_0\bar{H}$, the HO is described by the Hamiltonian

$$\bar{H} = \frac{1}{2}\bar{\Pi}^2 + \frac{1}{2}\bar{\phi}^2, \quad (7)$$

with a commutation relation $[\bar{\phi}, \bar{\Pi}] = i\hat{I}$. It is the digitization of this system that was studied by Somma [50] and by Macridin *et al.* [34,36] with the identifications $\bar{\phi} \rightarrow X$, $\bar{\Pi} \rightarrow P$, and $\bar{H} \rightarrow H_h$. Without field digitization, $\delta_{\bar{\phi}} = 0$, this is simply the Hamiltonian describing a HO without self-interactions, with energy eigenstates $|\psi_n\rangle$ and energy eigenvalues $E_n = n + \frac{1}{2}$. The conjugate-momentum operator can be identified with a derivative in field space, $\bar{\Pi} = -i\frac{d}{d\bar{\phi}}$, to satisfy the equal-time commutation relation.

A. Jordan-Lee-Preskill basis

When the field is digitized, $\bar{\phi} \rightarrow \tilde{\phi}$ (using the notation of Macridin *et al.*), and sampled at regular intervals $\delta_{\tilde{\phi}} \neq 0$, the conjugate-momentum operator can be replaced by a finite-difference operator in field space, in analogy with lattice field theory spatial discretization. It has a matrix representation in $\tilde{\phi}$ space of

$$\langle \tilde{\phi}' | \tilde{\Pi}^2 | \tilde{\phi} \rangle = \frac{1}{\delta_{\tilde{\phi}}^2} \begin{pmatrix} 2 & -1 & 0 & 0 & \cdots & -1 \\ -1 & 2 & -1 & 0 & 0 & \cdots \\ \vdots & \vdots & \vdots & \vdots & \vdots & \vdots \\ 0 & 0 & \cdots & -1 & 2 & -1 \\ -1 & 0 & 0 & \cdots & -1 & 2 \end{pmatrix} \quad (8)$$

and acts in the space defined by field values $-\bar{\phi}_{\max}, -\bar{\phi}_{\max} + \delta_{\tilde{\phi}}, \dots, -\frac{\delta_{\tilde{\phi}}}{2}, \frac{\delta_{\tilde{\phi}}}{2}, \dots, \bar{\phi}_{\max} - \delta_{\tilde{\phi}}, \bar{\phi}_{\max}$. For a space spanned by $n_s = 2^{n_Q}$ basis states in field space, the field takes values

$$\bar{\phi} = -\bar{\phi}_{\max} + \delta_{\tilde{\phi}}\beta_{\phi}, \quad \delta_{\tilde{\phi}} = \frac{2\bar{\phi}_{\max}}{n_s - 1}, \quad (9)$$

where $\beta_{\phi} = 0, 1, \dots, n_s - 1$. Note that this formulation allows the field operator to be decomposed as $\phi = \frac{\bar{\phi}_{\max}}{n_s - 1} \sum_{j=0}^{n_Q-1} 2^j \sigma_j^z$ (with qubits labeled right to left in tensor product spaces) and thus requires only single-qubit Pauli-Z operators for its implementation. As is familiar from classical lattice simulations, the momentum modes of this system satisfying PBCs are

$$k_{\tilde{\phi}} = -k_{\tilde{\phi}}^{\max} + \beta_k \delta k_{\tilde{\phi}}, \quad k_{\tilde{\phi}}^{\max} = \frac{\pi}{\delta_{\tilde{\phi}}}, \quad \delta k_{\tilde{\phi}} = \frac{2\pi}{\delta_{\tilde{\phi}} n_s}, \quad (10)$$

with $\beta_k = 1, 2, \dots, n_s$. It is interesting to note that this conjugate-momentum-space basis may not be optimal in terms of the number of gates in a quantum circuit required to apply the Hamiltonian to any given state. Satisfying the NS theorem does not require any particular momentum components to be present in the conjugate-momentum-space basis set and as such there is freedom to shift each momentum state by the same constant momentum. It is convenient to shift each basis state in conjugate-momentum space by $\Delta k_{\tilde{\phi}} = -\delta k_{\tilde{\phi}}/2$ so that

$$k_{\tilde{\phi}}^{\Delta} = -k_{\tilde{\phi}}^{\max} + \left(\beta_k - \frac{1}{2}\right) \delta k_{\tilde{\phi}}, \quad (11)$$

which is equivalent to imposing twisted boundary conditions in field space [46–49], resulting in +1's in the off-diagonal corners of Eq. (8) and momentum states that are symmetrically distributed within the edges of the first Brillouin zone between values of $\pm \frac{\pi}{\delta_{\tilde{\phi}}} \frac{n_s - 1}{n_s}$. For any choice of basis states

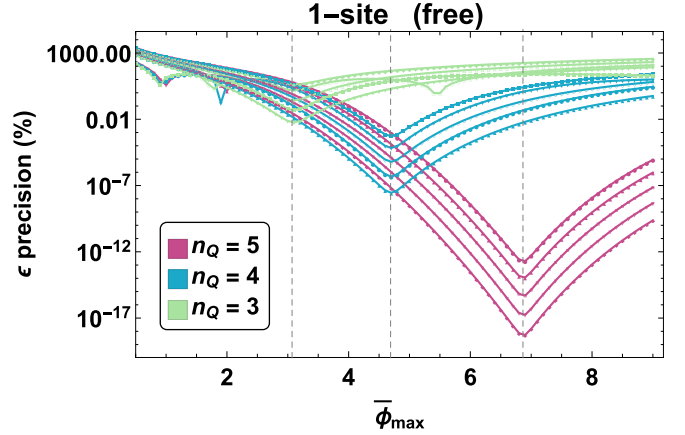


FIG. 2. Precision of the energies of the five lowest states of the HO in Eq. (7) expected from calculations on an ideal quantum computer with JLP digitizations over a range of values of $\bar{\phi}_{\max}$ for a system digitized on $n_Q = 3, 4$, and 5 qubits (minimized at $\bar{\phi}_{\max} = 3.1, 4.7$, and 6.9 , respectively). The vertical gray dashed lines correspond to saturation of the NS sampling bound.

spanning conjugate-momentum space, the finite-difference operator has matrix elements

$$\langle k'_{\tilde{\phi}} | \tilde{\Pi}^2 | k_{\tilde{\phi}} \rangle = \hat{k}_{\tilde{\phi}}^2 \delta_{k_{\tilde{\phi}}, k'_{\tilde{\phi}}}, \quad \hat{k}_{\tilde{\phi}}^2 = \frac{4}{\delta_{\tilde{\phi}}^2} \sin^2 \left(\frac{k_{\tilde{\phi}} \delta_{\tilde{\phi}}}{2} \right). \quad (12)$$

The Hamiltonian resulting from this field digitization is denoted by $\bar{H} \rightarrow \tilde{H}$. The precision expected from computations on an ideal quantum computer for a range of values of $\bar{\phi}_{\max}$ is shown in Fig. 2. Encouragingly, this calculation indicates that a $\bar{\phi}_{\max}$ of 4.7 for a four-qubit representation of the scalar field can achieve a precision of better than $10^{-3}\%$ on the energies of the five lowest eigenstates of the HO with an ideal quantum simulation. For explicit examples of this field-digitization implementation with three, four, and five qubits per site, see Appendix A.

With any finite computing device, classical or quantum, only a finite representation of a continuous quantity is possible. In the JLP formulation, $|\phi\rangle$ is bounded by ϕ_{\max} and sampled at intervals dictated by the number of qubits per site. Focusing on the ϕ_{\max} truncation of the scalar field and allowing an infinite momentum-space coverage, formal quantum field theory studies [64,65] have shown that the asymptotic perturbative series becomes convergent. For a sufficiently large ϕ_{\max} , results for low-lying quantities are exponentially close to those obtained with unbounded values of the field.

In a quantum simulation of this HO, the JLP framework using the eigenstates of $\tilde{\phi}$ and its conjugate momentum can be used, as discussed above. By tuning $\bar{\phi}_{\max}$ to be larger than the spatial support of the n th state of the HO at some level of precision, the NS sampling bound will be satisfied for these levels as long as the largest value of $|k_{\tilde{\phi}}|$ in Eq. (10) is greater than the region of support in conjugate-momentum space of the n th state. The action of the Hamiltonian on this set of qubits is most easily accomplished in two parts, as prescribed by Jordan, Lee, and Preskill. First, the $\tilde{\phi}^2$ operator, represented by a diagonal matrix in this basis, is directly evaluated. Second, a QuFoTr is performed to render the matrix

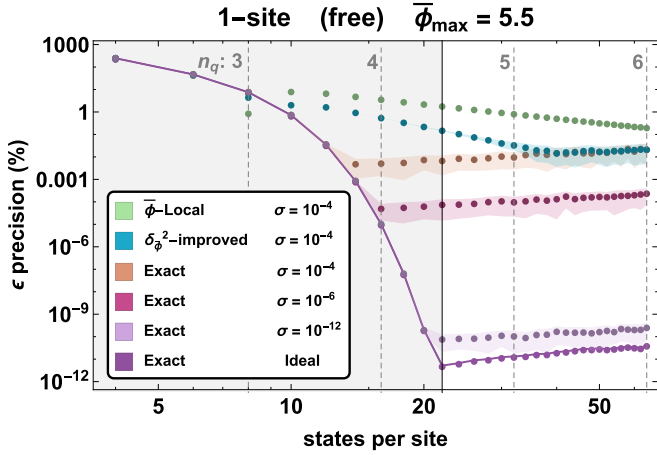


FIG. 3. Precision of the ground-state energy of the HO in Eq. (7) for unimproved, improved, and exact conjugate-momentum operators, over a range of digitizations of $\bar{\phi}$ with different levels of gate noise. The light green points correspond to implementing the finite-difference conjugate-momentum operator, the light blue corresponds to the $O(\delta_{\bar{\phi}}^2)$ -improved conjugate-momentum operator, and the purple points correspond to the exact conjugate-momentum operator. Gaussian noise with a width σ is added to the diagonal elements of the eigenvalues of the conjugate-momentum operators (resembling a simplified version of process 3 in Fig. 1). The maximum value of the field is fixed to be $\bar{\phi}_{\max} = 5.5$, enabling a precision of $\sim 10^{-12}$ for an ideal quantum computer. The vertical light gray dashed lines correspond to the number of qubits associated with the number of states, while the darker gray solid line corresponds to the naive estimate of saturation of the NS sampling bound based upon the properties of the HO ground-state wave function (the six calculations cross the latter of these lines from top to bottom in the order of the legend). For the computational errors anticipated in the NISQ era, four qubits are seen to be sufficient to eliminate the digitization of the scalar field as a source of important error.

representation of $\tilde{\Pi}^2$ diagonal and thus easily evaluated. The ability to move back and forth between representations in which $\tilde{\phi}$ or $\tilde{\Pi}$ is diagonal is typically not practical in classical field theory computations and permits more freedom in choosing the operators that can be applied in either representation. Using the $\tilde{\Pi}$ operator in momentum space that is conjugate to the finite-difference operator (12) yields exponentially converged eigenvalues and eigenvectors for the lowest n states (by the NS sampling theorem). However, these quantities differ from the corresponding HO quantities by even powers of $\delta_{\bar{\phi}}$ because of the difference between $\hat{k}_{\bar{\phi}}^2$ and $k_{\bar{\phi}}^2$ in Eq. (12), as shown in Fig. 3. However, if instead the $k_{\bar{\phi}}^2$ eigenvalues in $\tilde{\Pi}^2$ are used in the quantum computation, corresponding to using $\tilde{\Pi}^2$ and not $\tilde{\Pi}^2$, the eigenvalues and eigenvectors of the lowest n states are exponentially close to the $\delta_{\bar{\phi}} = 0$ undigitized HO quantities [34,36,50], as can be observed in Fig. 3. In performing the quantum simulations discussed in this paragraph, as the number of qubits is increased from being insufficient to satisfy the NS sampling bound to exceeding the bound for a given state, the deviation between the true and calculated energies will decrease as a polynomial in $\delta_{\bar{\phi}}^2$ until the NS sampling bound is satisfied, from which point on the

gains will become exponentially small. It would appear that working at this saturation point is an effective way to perform such computations.

1. Perturbatively improved Hamiltonian

It is interesting to note that terms can be added to the finite-difference conjugate-momentum operator $\tilde{\Pi}$ in Eq. (8) to systematically improve it by powers of $\delta_{\bar{\phi}}^2$. Finding the improvement term is straightforward in conjugate-momentum space, which can then be transformed into $\tilde{\phi}$ space. By including appropriate terms to systematically cancel deviations from the true conjugate-momentum operator,

$$\begin{aligned} \hat{k}_{\bar{\phi}}^2 &= \frac{4}{\delta_{\bar{\phi}}^2} \sin^2\left(\frac{k_{\bar{\phi}}\delta_{\bar{\phi}}}{2}\right) \rightarrow k_{\bar{\phi}}^2 - \frac{k_{\bar{\phi}}^4\delta_{\bar{\phi}}^2}{12} + \dots, \\ \hat{k}_{\bar{\phi}}^{\prime 2} &= \frac{4}{\delta_{\bar{\phi}}^2} \sin^2\left(\frac{k_{\bar{\phi}}\delta_{\bar{\phi}}}{2}\right) + \frac{4}{3\delta_{\bar{\phi}}^2} \sin^4\left(\frac{k_{\bar{\phi}}\delta_{\bar{\phi}}}{2}\right) \\ &\rightarrow k_{\bar{\phi}}^2 - \frac{k_{\bar{\phi}}^6\delta_{\bar{\phi}}^4}{90} + \dots, \end{aligned} \quad (13)$$

and the corresponding effective action can be derived that is parametrically improved. In $\tilde{\phi}$ space, the first term in this improvement is reproduced by an additional term in the Hamiltonian of the form

$$\delta\tilde{H} = \frac{1}{24}\delta_{\bar{\phi}}^2\tilde{\Pi}^4. \quad (14)$$

The quadratic improvement in the energy of the ground state of the HO due to the inclusion of this improvement term in the Hamiltonian is shown in Fig. 3. Numerical improvements on the order of one to two orders of magnitude in the accuracy of the improved calculations versus the unimproved calculations are found and that the residual dependence on $\delta_{\bar{\phi}}$ becomes $O(\delta_{\bar{\phi}}^4)$.

For systematic errors arising from approximation of the conjugate-momentum operator with a finite-difference operator, the exact form of errors introduced into the Hamiltonian are well known. If the situation were not so fortunate, the polynomial digitization errors could still be systematically removed. Through a series of modest-size calculations (in which $\bar{\phi}_{\max}$ is chosen large enough) at a range of digitization scales, the leading polynomial dependence on the small parameter $\delta_{\bar{\phi}}$ may be calculated and removed through the introduction of additional Hamiltonian terms. While the form of such terms may be systematically informed perturbatively or by the simple availability of independent higher-dimension operators [66], their choice is not unique as the necessity is only to provide polynomial dependence at the correct order for cancellation. This follows the procedure of Symanzik improvement [58,60,67] as discussed at the end of Sec. II in the context of lattice QCD. Such improvement procedures are broadly applicable and have been crucial for calculating observables in lattice gauge theories, modestly increasing the complexity of the action rather than calculating closer to the continuum.

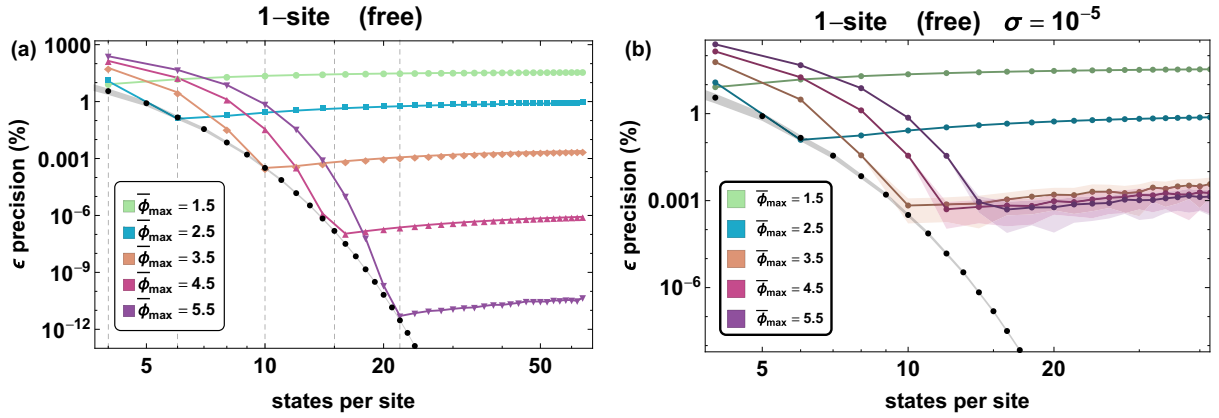


FIG. 4. Precision of calculations of the ground-state energy of the HO in Eq. (7). (a) Expectations for an ideal quantum computer for different values of $\bar{\phi}_{\max}$ as a function of the number of states. The vertical gray dashed lines correspond to the location of inflection points predicted by the NS sampling theorem for the indicated values of $\bar{\phi}_{\max}$. A fit to the gray points calculated at the NS saturation point indicates $\epsilon \sim [1.8(2) \times 10^3] \times 2^{-2.234(4)n_s}$, quantifying the double-exponential scaling between ϵ and n_Q . (b) Expected precision from a device with noise at the level of $\sigma = 10^{-5}$ in the application of the field conjugate-momentum operator (as described in the text). In both panels, the NS saturation points arise left to right in the top-to-bottom order of the legend.

2. Impact of noise

In the previous sections, we have considered a full non-perturbative improvement of the field conjugate-momentum operator implemented in field space through a QuFoTr and a perturbative improvement that systematically eliminates increasing orders in the digitization introduced by finite-difference approximations of derivatives in field space. These correspond to different matrices for $\bar{\Pi}^2$ acting on the basis states in field conjugate-momentum space. The exact $\bar{\Pi}^2$ provides exponential precision in the low-lying eigenstates of the system, but deviations from this matrix may lead to only polynomial precision, as evidenced from the behavior of the perturbatively improved Hamiltonians and Fig. 3. Imperfect gates and decoherence will result in an imperfect application of $\bar{\Pi}^2$, introducing errors into calculations of observables and potentially making superfluous, at a practical level, the exponentially small improvements in digitization errors below the threshold of quantum noise.

In the presence of noisy gates and decoherence, it remains preferable to work with the exact $\bar{\Pi}^2$ operator, but the precision of its application is limited. For a given level of desired precision, the digitization and extent of the field basis required to ensure that the precision matches that of the noise can be determined. This would require an iterative tuning procedure in which multiple measurements are performed, systematically increasing $\bar{\phi}_{\max}$ and decreasing $\delta_{\bar{\phi}}$ until the results of calculations become stable. These may or may not correspond to a situation that satisfies the NS sampling bound, depending upon the magnitude of the noise. In Fig. 3, the results of calculations are shown with the use of the unimproved, improved, and exact conjugate-momentum operator through QuFoTr with the inclusion of different levels of gate noise. The noise is included as an offset to each diagonal element of $\bar{\Pi}^2$ after QuFoTr from a Gaussian distribution of width σ in conjugate-momentum space. The value of $\bar{\phi}_{\max} = 5.5$ is chosen to allow for a precision of $\sim 10^{-12}$ for an ideal quantum computer for digitizations below a critical value of

$\delta_{\bar{\phi}}$. For a given gate-noise level, there is a value of $\delta_{\bar{\phi}}$ below which smaller digitizations do not improve the precision of the calculation. The conclusion is that the error associated with digitization can be reduced below errors from other sources for an arbitrary number of low-lying energy eigenstates with only a small number of qubits.

The impact of different sampling ranges in $\bar{\phi}$ space upon the precision of calculations with an ideal quantum computer (perfect gates) is shown in Fig. 4(a). The employed value of $\bar{\phi}_{\max}$ limits the overall precision of calculations as $\delta_{\bar{\phi}} \rightarrow 0$ (states per site $n_s \rightarrow \infty$) due to under sampling of the field at large $\bar{\phi}$, which is suppressed by $\sim e^{-\bar{\phi}^2/2}$ for a HO wave function. The field truncation also limits the precision of calculations for large values of $\delta_{\bar{\phi}}$ due to undersampling of the field in momentum space. In between these regimes, the NS saturation point is found, perceived as a simple discontinuity in the first derivative, where the position-space sample rate becomes sufficient to capture the structure of momentum-space. Tracking this saturation point with the gray band of Fig. 4 shows a precision that increases exponentially in the number of states and thus double exponentially in the number of qubits ($n_s = 2^{n_Q}$). The coefficients of this precision scaling are calculated to be $\epsilon \sim [1.8(2) \times 10^3] \times 2^{-2.234(4)n_s}$, which serves as a general estimate for qubit requirements to capture the low-energy Hilbert space of localized scalar fields.

An interesting observation that can be drawn from Fig. 3 is that, for the parameters of the calculations explored, reducing the amount of noise in the application of the field conjugate-momentum operator below $\sim 10^{-13}$ will have little impact on the precision of the extracted final result. The demonstration is made more concrete in Fig. 4(b), where the noise level is fixed and the precision of calculations is determined over a range of $\bar{\phi}_{\max}$. For this noise level, there is no improvement in precision as $\bar{\phi}_{\max}$ is increased beyond ~ 3.5 . These are simple special cases of a general conclusion that for a given calculation designed with a set of digitization parameters, there is a level of noise in the quantum device(s) below

which the precision of the results will be only minimally impacted. This general conclusion works in both directions and emphasizes the importance of matching precision in the qubit representation to that available from the NISQ hardware. Exceeding precision in either direction would result in a wasteful use of quantum resources: using extra qubits and gates to represent the physical system with a precision beyond the quantum hardware’s capability to resolve or using a noise-resilient quantum device to probe physics beyond that represented in the qubit representation of the system.

One plausible scenario in which it may be beneficial to exceed the precision of the quantum hardware with the qubit mapping is in the presence of postmeasurement noise-mitigation techniques as shown for implementations of variational quantum eigensolvers in [24,26,68]. By extrapolating in a parameter scaling with the noise of the system (in the NISQ era, this is conventionally a number increasing with the number of two-qubit interactions), the precision of a calculation can be improved beyond the precision capable for any ensemble measurement with the device at a fixed noise parameter. In this case, it is the extrapolated precision of the quantum hardware that needs to be balanced with the theoretical precision of the qubit mapping in order to optimize the use of quantum resources.

It can be seen from Figs. 3 and 4 that the simple³ yet physically motivated noise model implemented here does not significantly modify the results of calculations above the effective noise level. As has been shown for the use of momentum-space phases associated with finite-difference field-space $\bar{\Pi}^2$ operators in Sec. IV A 1, there exist simple modifications to the conjugate-momentum-space phases that modify the precision convergence by introducing polynomial sources of error. Having now determined that Gaussian random noise on conjugate-momentum-space phase gates does not result in such a dramatic degradation of the calculation’s precision above the noise tolerance, we proceed with noiseless calculations, remembering that this property must be monitored as noise models become more accurate and relevant to specific hardware implementations.

B. Harmonic-oscillator basis

As we have discussed previously, any set of basis states can be used to digitize the field $\bar{\phi}$ in \bar{H} in Eq. (7). If the basis spans the $\bar{\phi}$ space and $\bar{\Pi}$ space of the lowest-lying eigenstates, the NS sampling theorem ensures exponential convergence to those eigenstates and associated eigenvalues. A basis that is commonly used, beyond the eigenstates of the $\bar{\phi}$ operator, is formed by a finite set of eigenstates of a HO with angular

frequency ω_ϕ that is tuned to optimize convergence in the number of states. If ω_ϕ is tuned to $\omega_\phi = 1$, the basis states are the eigenstates of \bar{H} in Eq. (7) and the evolution matrix is diagonal in the basis, and the number of basis states required to converge to the lowest N eigenstates is obviously equal to N . For $\omega_\phi \neq 1$, the basis states are not eigenstates and the evolution matrix is not diagonal.

It should be emphasized that bases formed from HO eigenstates, which are explored in this section, are different in nature from those formed from digitized HO eigenstates, which have been considered previously [34,36,50]. In those works, the eigenstates of the HO were digitized onto the eigenstates of the field operator, e.g., $\langle \bar{\phi} | \psi_n \rangle \rightarrow \langle \bar{\phi}_i | \psi_n^d \rangle$, reducing each field-space eigenstate from a continuous function to a discrete set. The properties and time evolution of the $|\psi_n^d\rangle \sim \sum_i \psi_n(\phi_i) |\phi_i\rangle$ using the JLP framework were examined in Refs. [34,36,50]. A HO basis was also used in the pioneering calculations of the deuteron ground-state energy using the IBM and Rigetti quantum hardware by Dumitrescu *et al.* [25]. The mapping of the system onto qubits was accomplished using a second quantization framework, where occupancy of quantum states is encoded in the orientation of the qubit. In contrast, we consider a first quantized mapping with HO basis states mapped directly onto states of the quantum register.

Unlike the situation found with the JLP digitization of $\bar{\phi}$ in terms of eigenstates of the $\bar{\phi}$ operator, where it is valuable to QuFoTr into conjugate-momentum space to evaluate the exact action of $\bar{\Pi}^2$, digitization of the field space is accomplished explicitly by the HO basis with the coverage in field and conjugate-momentum spaces determined by the maximum number of basis states and the value of ω_ϕ . As such, quantum circuits implementing the action of the Hamiltonian in the HO basis can be constructed in $\bar{\phi}$ space only. The Hamiltonian and ladder operators defining the basis states are

$$H_{\text{basis}} = \frac{1}{2} \bar{\Pi}^2 + \frac{1}{2} \omega_\phi^2 \bar{\phi}^2 = \omega_\phi \left(a_{\omega_\phi}^\dagger a_{\omega_\phi} + \frac{1}{2} \right),$$

$$a_{\omega_\phi} = \sqrt{\frac{\omega_\phi}{2}} \bar{\phi} + i \sqrt{\frac{1}{2\omega_\phi}} \bar{\Pi}, \quad a_{\omega_\phi}^\dagger = \sqrt{\frac{\omega_\phi}{2}} \bar{\phi} - i \sqrt{\frac{1}{2\omega_\phi}} \bar{\Pi}$$
(15)

and the Hamiltonian in Eq. (7) can be conveniently written in terms of the basis operators

$$\bar{H} = \frac{1}{2} \bar{\Pi}^2 + \frac{1}{2} \omega_\phi^2 \bar{\phi}^2 + \frac{1}{2} (1 - \omega_\phi^2) \bar{\phi}^2 = H_{\text{basis}} + \delta H_{\omega_\phi}. \quad (16)$$

The eigenvalues and eigenstates of \bar{H} , in Eq. (7), are determined by diagonalizing the Hamiltonian matrix formed from matrix elements of \bar{H} in a truncated basis of eigenstates of H_{basis} , in Eq. (15). An explicit example of the HO basis for three qubits per site may be found in Appendix C. Figure 5 shows the precision of calculations of the ground-state energy of the HO Hamiltonian in Eq. (7) expected on an ideal quantum computer as a function of the size of the HO basis for different values of ω_ϕ . Obviously, when $\omega_\phi = 1$ the error vanishes. For ω_ϕ tuned to be in the vicinity of $\omega_\phi = 1$ the precision obtained with the HO basis is better than that obtained with field-space digitization discussed in

³While this structure of quantum noise is acknowledged to be quite primitive, it is a simple model of issues expected in real quantum devices (in this case, a Gaussian-distributed over- or underrotation in the application of phases in conjugate-momentum space) leading to substantial theoretical considerations. It is expected that current research on error correction on small quantum devices [69–74] will allow quantum noise and decoherence to be modeled in a more accurate, architecture-specific way when designing calculations for quantum hardware.

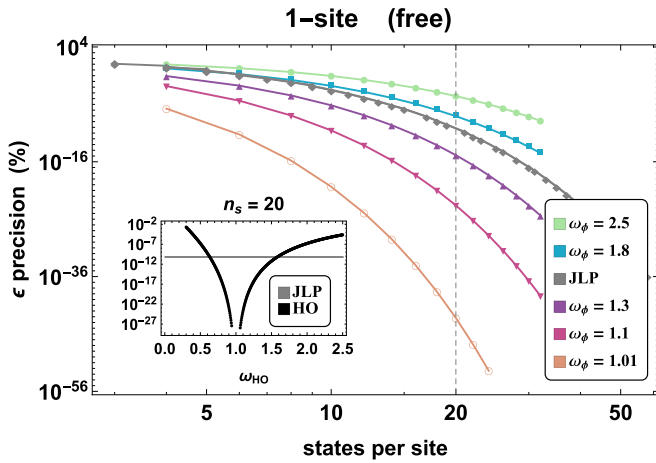


FIG. 5. Expected precision of the ground-state energy of the HO Hamiltonian in Eq. (7) on an ideal quantum computer using a HO basis defined by ω_ϕ in Eq. (15) as a function of the number of basis states. The inset shows the scaling for a HO basis of 20 states, which is a slice of the main figure indicated by a vertical gray dashed line (the calculations cross this line from top to bottom in the order of the legend). In the limit of $\omega_\phi = 1$ the lowest-lying basis state is an eigenstate, and $\epsilon = 0$. Tuning ω_ϕ to be in the vicinity of the optimal value $\omega_\phi = 1$ outperforms field-space digitization, shown by the gray JLP curve.

the previous sections. However, poor choices of ω_ϕ lead to inferior precision compared with field-space digitization.

The time evolution induced by H_{basis} is simple, involving only single phases, and the quantum circuit to implement it corresponds to only phases applied to each qubit. Since there are no interactions in this basis, all operators commute and there is no need for a Trotter decomposition, as the

total phase can be determined and applied in one application. When detuned away from $\omega_\phi = 1$, the size of the Trotter step required to time evolve the system will be determined by the detuning. In such a detuned scenario, the operator structure from δH_{ω_ϕ} involves interactions between all qubits, as evidenced from Eq. (C2).

In Table I, comparisons of the types and numbers of operations and gates required to time evolve the HO described by \tilde{H} in Eq. (7) between the field-digitization basis and a tuned or detuned HO basis are presented. The two-qubit controlled-NOT (CNOT) gate requirements are distinguished separately as their presence often represents the largest source of noise on NISQ-era quantum hardware. The numbers in Table I are accumulated for a standard implementation of multiple Pauli gates [75] and do not represent expected reductions of the HO basis operations through parity calculation or cancellations that may occur for particular choices of the operator ordering [76]. From Table I it is clear that a tuned HO basis requires significantly fewer operations to evolve a free HO than does the field-digitization basis. This is because the eigenstates of the system correspond exactly to the basis states. However, a detuned HO basis involves an exponentially growing number of multiqubit operations, leading to significantly more operations than the field-digitization basis. Even when the eigenbasis is unknown, the JLP digitization has resource requirements limited to two-body operators. As a detuned HO basis shares features of a self-interacting system (detailed subsequently), we conclude that, for this very simple system, the field-digitization basis examined in detail in the works of Jordan, Lee, and Preskill is more robust than a generic HO basis. By this we mean that for the evolution of an arbitrary *a priori* unknown system, the field-digitization basis will typically require fewer quantum computational resources while possibly requiring fewer qubits, as seen from Fig. 5.

TABLE I. Resource requirements for one step in the Trotterized time evolution of a HO in the field-digitization JLP basis, a tuned HO basis, and a detuned HO basis. The CNOT counts are based upon a standard multiple-Pauli-operator implementation requiring $2(k - 1)$ CNOT gates for each k -body operator. When a QuFoTr is required (JLP basis), the standard CNOT counts of $2\binom{n_Q}{2}$ for this operation (and its inverse) are included. With the expected limitations in the number of gate operations applied in NISQ-era devices, only systems with $n_Q \leq 4$ may be practical.

Basis	n_Q	0-body	1-body	2-body	3-body	4-body	5-body	6-body	QFT	CNOT gates
JLP	2	1	8	2					✓	8
JLP	3	1	14	6					✓	24
JLP	4	1	20	12					✓	48
JLP	5	1	26	20					✓	80
JLP	6	1	32	30					✓	120
JLP	n_Q	1	$6n_Q - 4$	$2\binom{n_Q}{2}$					✓	$8\binom{n_Q}{2}$
HO $_{\omega=1}$	2	1	2							0
HO $_{\omega=1}$	3	1	3							0
HO $_{\omega=1}$	4	1	4							0
HO $_{\omega=1}$	5	1	5							0
HO $_{\omega=1}$	6	1	6							0
HO $_{\omega=1}$	n_Q	1	n_Q							0
HO $_{\omega \neq 1}$	2	1	3	1						2
HO $_{\omega \neq 1}$	3	1	4	4	3					20
HO $_{\omega \neq 1}$	4	1	5	5	11	7				96
HO $_{\omega \neq 1}$	5	1	6	6	16	26	15			352
HO $_{\omega \neq 1}$	6	1	7	7	22	42	57	31		1120

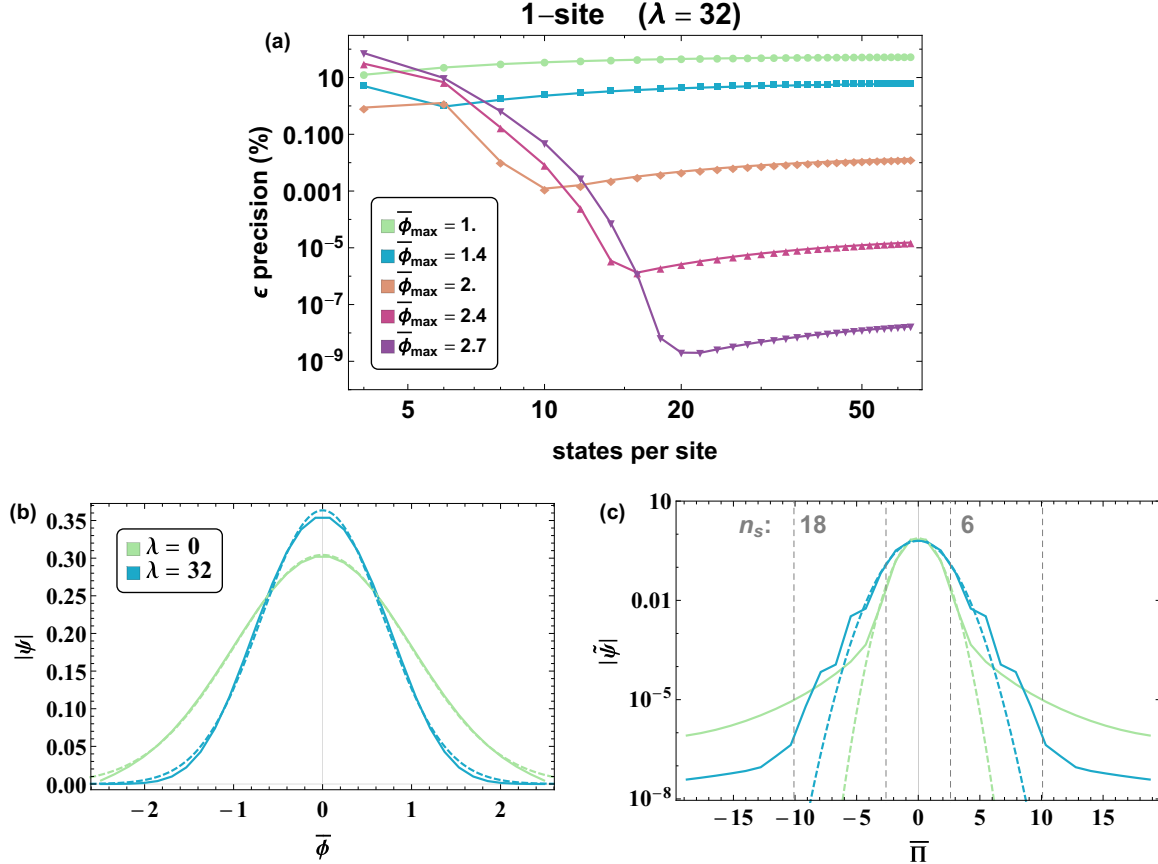


FIG. 6. (a) Expected precision of calculations of the ground-state energy of a one-site $\lambda\phi^4$ scalar field theory performed with an ideal quantum computer for different values of $\bar{\phi}_{\max}$ as a function of the number of states (the NS saturation points arise left to right in the top-to-bottom order of the legend). (b) Field and (c) conjugate-momentum-space wave functions for the free (green or lightly shaded) and interacting (blue or darkly shaded) one-site $\lambda\phi^4$ shown at constant $\bar{\phi}_{\max} = 2.5$. The introduction of nonzero λ reduces the spatial support of the wave function while increasing its support in momentum space. The short-dashed green (lightly shaded) and blue (darkly shaded) lines in (c) are Fourier transforms of Gaussian fits to the wave functions in (b). The vertical gray dashed lines in (c) show the truncations in $\bar{\Pi}$ for 6 and 18 states, the location of NS saturation for $\bar{\phi}_{\max} = 2.5$ as seen in Fig. 4 and (a) here.

It is interesting to consider whether the tuned HO could be used as a “standard candle” for the calibration of quantum hardware. Its eigenstates and eigenenergies are known to infinite precision and thus could be considered not only as a calibration source but also as a calculation to distinguish the computational precision capable on classical and quantum hardware. Using the details above and specifically the information of Table I, it can be seen that the tuned HO requires zero two-qubit gates to implement. As such, it contains no entanglement and thus no unique signal that could not be generated with other predetermined rotation gates to quantify and explore noise in NISQ-era hardware.

C. $\lambda\phi^4$ scalar field theory: Comparing bases

After the field and Hamiltonian redefinition of Eq. (7), the interacting 0+1 scalar field is described by

$$\bar{H} = \frac{1}{2}\bar{\Pi}^2 + \frac{1}{2}\bar{\phi}^2 + \frac{\bar{\lambda}_0}{4!}\bar{\phi}^4, \quad (17)$$

where $\hat{\phi} = \frac{1}{\sqrt{\hat{m}_0}}\bar{\phi}$, $\hat{\Pi} = \sqrt{\hat{m}_0}\bar{\Pi}$, $\hat{H} = \hat{m}_0\bar{H}$, and $\hat{\lambda}_0 = \hat{m}_0\bar{\lambda}_0$. This system has been numerically studied previously by Somma [50]. A value of $\bar{\lambda}_0 = 32$ will be chosen as a represen-

tative case of strong coupling, where the system is no longer a HO (nor perturbatively close) and the basis selection for the description of the wave function between JLP digitization and HO basis functions is relevant within the multidimensional space of precision, qubits, gate decompositions, and tuning requirements.

When using the digitization techniques of Jordan, Lee, and Preskill, introducing additional interactions does not introduce new challenges. The only necessary modifications to the method are rescalings of the sampling distributions (applying considerations for both field-space and conjugate-momentum-space coverage). In the case of $\lambda\phi^4$ with $\lambda = 32$, introduction of the self-interaction shrinks the domain over which the wave function has support, as shown in Fig. 6(b). As a result, smaller values of $\bar{\phi}_{\max}$ may be used for precise calculations. This can be seen in a comparison between Figs. 4 and 6(a). For a $\bar{\phi}_{\max}$ of 2.5, the highest precision attainable with $\lambda = 0$ and $\lambda = 32$ differs by approximately five orders of magnitude. The precision with $\bar{\phi}_{\max}$ of 2.5 saturates with 18 states for $\lambda = 32$, but saturates with only six states for $\lambda = 0$, indicating that the value of $\bar{\Pi}_{\max}$ has also increased with the introduction of the self-interaction, requiring a smaller value of $\delta_{\bar{\phi}}$ in order to accurately represent the enlarged Fourier space. This

trade-off can be seen in Fig. 6(c). To capture the Gaussian structure of the free HO requires only the inclusion of a small region of $\bar{\Pi}$ around zero. For six states, the maximum value of the momentum can be determined by Eq. (10) to be ± 2.62 . This value is indicated by the vertical gray dashed lines in Fig. 6. Outside this region, the exponential behavior turns power law and inclusion of this portion of the wave function no longer informs the sampling about the physical momentum space, only about artifacts of the truncation. By fitting a continuous Gaussian of infinite spatial extent to the wave function at the left and plotting its Fourier transform on the right (small-dashed curves), six states are found to lead to a $\delta_{\bar{\phi}}$, and thus a maximum $k_{\bar{\phi}}$, that captures the Gaussian central region of the wave function. For $\lambda = 32$, this maximum value in momentum space is no longer sufficient to saturate the NS sampling limit. There is a significantly larger domain in momentum space before the wave function transitions to power-law behavior, not appearing until $\bar{\Pi}$ values of $\sim \pm 10$. Again, with Eq. (10), 18 states per site are seen to be required for this truncation in momentum space, a value in agreement with the location of the NS saturation point seen in Fig. 6(a).

By comparing the gray band in Fig. 4, the scaling of the NS saturation for the free one-site HO, with the highest precisions attained in Fig. 6(a), it can be seen that the number of states (or qubits) required to achieve a particular precision is relatively stable for this self-interaction. The values of $\bar{\phi}_{\max}$ along this band are skewed from those in the free theory, but the maximum precision attained through distribution of a fixed number of wave function sample points is not. As this self-interaction causes a smooth deformation of the wave function, trading extent in field space for that in conjugate-momentum space, it is not surprising that the interacting ground-state wave function achieves similar precision given similar quantum resources.

When using a basis of HO wave functions, the main consideration is again ensuring that the chosen representation of the wave function sufficiently spans both field and conjugate-momentum space. With a JLP basis, $\bar{\phi}_{\max}$ is used to control the domain of support in field space while $\delta_{\bar{\phi}}$ (or equivalently the number of states per site) is used to control the domain of support in momentum space. With the HO basis functions, the parameters to be tuned are ω_{ϕ} and the number of states. Unlike the lattice parameters of the JLP basis functions, these parameters give correlated modifications to field and conjugate-momentum space. Increasing ω_{ϕ} creates basis functions that are more localized in field space while exploring higher momentum-space truncations. Increasing the number of states also increases the momentum-space truncation, but expands the field-space region of support. Because of these correlations, it is meaningful to compare the JLP dependence of $\bar{\phi}_{\max}$ with a combination of n_Q and ω_{ϕ} dictating the extent of the HO wave-function basis $\sqrt{\frac{2^{n_Q}}{\omega_{\phi}}}$, reflecting the fact that $\sqrt{\langle \phi^2 \rangle} \sim \sqrt{2^{n_Q}}$ and $\sim 1/\sqrt{\omega_{\phi}}$.

In Fig. 7, the expected precision of the ground-state energy is shown as a function of $\bar{\phi}_{\max}$ and $\sqrt{\frac{2^{n_Q}}{\omega_{\phi}}}$ for JLP (dashed) and HO (solid) bases, respectively. Values on the left of the minimum of each curve have reduced precision due to

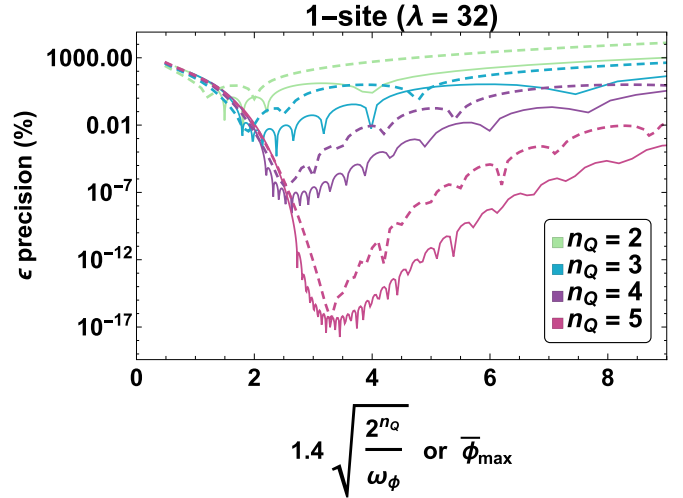


FIG. 7. Exploration of sensitivity in JLP field digitization (dashed lines) and the HO basis (solid lines) to tuning of digitization parameters determining the low-energy states in momentum space. For JLP field digitization, the relevant parameter is $\bar{\phi}_{\max}$, while for the HO basis it is a combination of the frequency defining the basis ω_{ϕ} and the number of states $\sim \sqrt{2^{n_Q}/\omega_{\phi}}$. The horizontal axes of the HO curves have been rescaled to $1.4\sqrt{2^{n_Q}/\omega_{\phi}}$ to align them with the JLP curves. These tuning curve pairs are minimized with smaller values of ϵ in the top-to-bottom order of the legend.

insufficient sampling in field space, while to the right of the minimum, the precision is reduced due to insufficient sampling in momentum space. Only at the minimum is the sampling in both spaces optimal. It can be concluded that for these parameters, values of $\bar{\phi}_{\max}$ or ω_{ϕ} can be selected (for $n_Q \geq 3$) such that the errors introduced by digitization are significantly smaller than those expected from computations on NISQ-era hardware. As such, the digitization of the scalar field is not expected to limit the accuracy of NISQ-era computations. For $n_Q < 3$, the field digitization is expected to provide a limit to the accuracy of NISQ-era computations. Comparing the basis choices given a fixed number of qubits, there are values of the HO basis parameters that produce a higher-precision result in this system than a $\bar{\phi}_{\max}$ -tuned JLP wave-function digitization. For a desired precision, the HO basis offers a larger acceptable window in the basis tuning parameters than does the JLP field-digitization basis. This translates, through the circuit descriptions of Figs. 12 and 14, to reduced sensitivity on the exact angles applied in the Z-axis rotation gates. This sensitivity will be relevant in the NISQ era with imperfect gate fidelities and will continue to be relevant once fault-tolerant quantum computing is available (where the precision determines the number of T gates⁴ needed to decompose any Z-axis rotation with expected scaling of $|\log_2 |\epsilon_{\theta}||$ [77–79]).

⁴The T gate $\begin{pmatrix} 1 & 0 \\ 0 & e^{i\pi/8} \end{pmatrix}$ is the gate commonly added to the Clifford group to create universal quantum computation. Its proliferation is considered a meaningful cost model for many plausible implementations considered for future fault-tolerant quantum computing.

TABLE II. Resource requirements for one first-order Trotterized step of time evolution for one-site $\lambda\phi^4$ scalar field theory in the field-digitization JLP basis and HO basis. The CNOT counts are based upon a standard multiple-Pauli-operator implementation requiring $2(k - 1)$ CNOT gates for each k -body operator. When the QFT is required (JLP basis), the standard CNOT counts of $2\binom{n_Q}{2}$ for this operation (and its inverse) are included in the penultimate column. The last column contains the required CNOT gates after manual compilation (see Appendix B). With the expected limitations in the number of gate operations applied in NISQ-era devices, only systems with $n_Q \leq 4$ may be practical.

Basis	n_Q	0-body	1-body	2-body	3-body	4-body	5-body	6-body	QFT	CNOT _{uncompiled}	CNOT _{compiled}
JLP	2	1	8	2					✓	8	8
JLP	3	1	14	6					✓	24	24
JLP	4	1	20	12		1			✓	54	52
JLP	5	1	26	20		5			✓	110	96
JLP	6	1	32	30		15			✓	210	164
JLP	n_Q	1	$4n_Q - 6$	$2\binom{n_Q}{2}$		$\binom{n_Q}{4}$			✓	$8\binom{n_Q}{2} + 6\binom{n_Q}{4}$	
HO	2	1	3	2						4	
HO	3	1	5	9	4					34	
HO	4	1	6	16	18	10				164	
HO	5	1	7	22	32	44	22			612	
HO	6	1	8	29	44	84	98	46		1982	

While Fig. 7 shows desirable qualities when using HO basis functions to digitally describe the wave function, quantum simulations of quantum systems have many resource requirements to consider beyond qubit number and necessary precision of rotation angles. Specifically, a large consideration in the feasibility of successfully implementing a quantum calculation in the NISQ era is the number and type of gates required to implement a single Trotter step of the time-evolution operator. These gate counts are detailed in Table II. For JLP basis functions, the one-body operators from the QFT and $\binom{n}{2}$ two-body operators from the terms quadratic in the field and its conjugate momentum are still present. The $\lambda\phi^4$ interaction term introduces only $\binom{n}{4}$ four-body operators and additional contributions to the identity and two-body operators. The latter can be consolidated with the operators previously identified and thus does not contribute to the gate cost [it does however necessitate separate operator coefficient structures in field and conjugate-momentum space, e.g., \mathcal{O}_0 from Eq. (A3) can be written as $\mathcal{O}_{\bar{\pi}}$ and $\mathcal{O}_{\bar{\phi}}$, which contain the same operators but with different relative coefficients]. The fact that operators are limited to interacting between a number of qubits equal to the highest power of field interaction included in the Hamiltonian is a feature of the JLP basis not shared by the HO basis. Here the additional two-qubit CNOT gates required to implement the QuFoTr for JLP field digitization are quickly outnumbered by the CNOT gates required to implement the k -body operators for k limited by the number of qubits in the site register.

The fact that the scaling of CNOT gates in the JLP basis is limited to n_Q^4 is advantageous when considering the noise landscape of NISQ-era hardware dominated by two-qubit interactions. In Tables I and II, the CNOT gate counts generally do not include cancellations that may occur for particular operator orderings in the Trotterization [76]. In the JLP basis, we have performed a manual circuit compilation of the $\lambda\phi^4$ scalar field theory, eliminating pairs of adjacent CNOT gates, resulting in the CNOT gate counts shown in the rightmost column of Table II. While the $\bar{\phi}^2$ operator set by itself does not permit a reduction of the number of gates, in combination with the $\bar{\phi}^4$ operator set, and also among the $\bar{\phi}^4$ operators,

redundant CNOT operations in the leading Trotter expansion can be removed. While a similar reduction can be applied to the circuits of the HO basis, many changes of Pauli bases between operations make systematic cancellation difficult. As was the case with the JLP basis, it is not expected that carrying out this elimination in the HO basis will change the scaling of the CNOT-operator accumulation. A discussion of this manual compilation is given in Appendix B.

Delocalized wave functions: $m^2 < 0$

As mentioned in the Introduction, $\lambda\phi^4$ scalar field theory in $3 + 1$ dimensions is a cornerstone of the standard model of electroweak interactions [80–82], where ϕ is an electroweak doublet of complex real scalar fields. At low energies, its potential is such that the vacuum expectation value (VEV) $\langle\phi\rangle \neq 0$, breaking the electroweak gauge group $SU(2)_L \otimes U(1)_Y \rightarrow U(1)_Q$ down to that of quantum electrodynamics. This minimal symmetry-breaking mechanism, the Higgs mechanism, generates masses for the weak gauge bosons and the fermions and gives rise to a single physical scalar particle, the Higgs boson [83–86]. In a (0+1)-dimensional theory, the parameter regime $-\mu^2 = m^2 < 0$ produces a potential that contains two minima located at $\phi = \pm \frac{\sqrt{3}\mu}{\sqrt{\lambda}}$. For any physical value of μ , the ground-state wave function of the Hamiltonian is symmetric under $\phi \rightarrow -\phi$ and nondegenerate and as such respects the discrete global Z_2 symmetry of the Hamiltonian, with a VEV of $\langle\phi\rangle = 0$. However, it is delocalized with maxima near the two minima of the potential. The wave function of the first excited state of the system is similar to that of the ground state, but it is antisymmetric under $\phi \rightarrow -\phi$. As μ becomes large and the components of both wave functions become increasingly localized around the minima of the potential, the energy difference between the ground state and the first excited state becomes exponentially small, determined by the barrier-penetration amplitude for transitioning from $+\phi$ to $-\phi$.

It is again relevant to consider alternate digitizations for representing the distributions in field and conjugate-momentum space. For large $\mu^2 > 0$ (where the quantity $\frac{\mu}{\sqrt{\lambda}}$

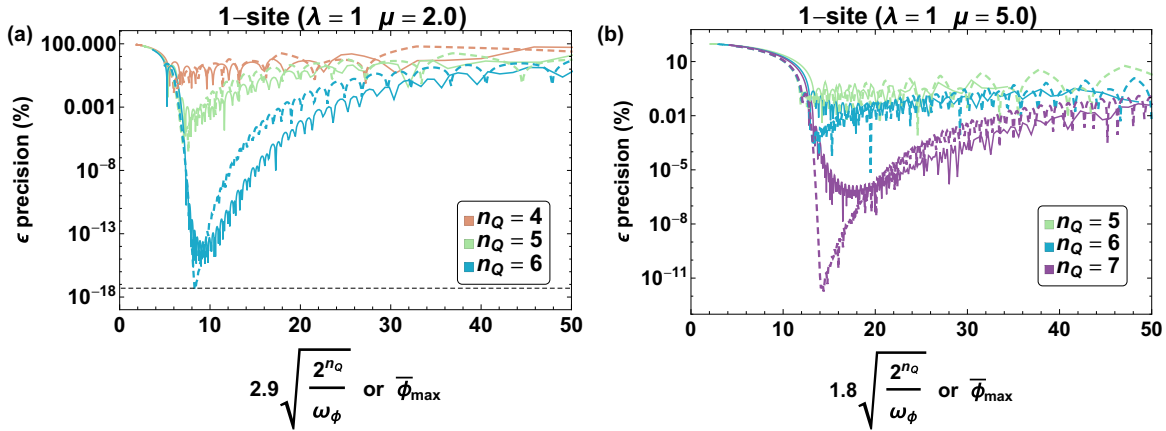


FIG. 8. Exploration of the sensitivity in JLP field digitization (dashed lines) and the HO basis (solid lines) to tuning of digitization parameters determining the low-energy states for a (0+1)-dimensional scalar field theory with $m^2 < 0$ and (a) $\mu = 2$ and (b) $\mu = 5$, resulting in delocalized wave functions. For JLP field digitization, a relevant parameter is $\bar{\phi}_{\max}$, while for the HO basis it is a combination of the frequency defining the HO basis ω_ϕ and the number of states per site. The horizontal axes of the HO curves have been rescaled to (a) $2.9\sqrt{2^{n_Q}/\omega_\phi}$ and (b) $1.8\sqrt{2^{n_Q}/\omega_\phi}$ to align them with the JLP curves. The black dashed horizontal line in (a) corresponds to the precision required to distinguish between the ground state and first excited state for $\mu = 2$. The corresponding line for $\mu = 5$ in (b) lies many orders of magnitude beyond the range of the figure. In both panels, the tuning curve pairs are minimized with smaller values of ϵ in the top-to-bottom order of the legend.

is large with respect to the wave function’s natural spatial extent), the field-space wave function expands toward two localized and distinct regions of support. This is the case for the parameter values of $\mu = 2, 5$ and $\lambda = 1$ chosen in Figs. 8 and 9. This enlarged field-space coverage demands similarly large values of $\bar{\phi}_{\max}$ when working in the JLP digitization, or smaller values of ω_ϕ in defining the HO basis. Achieving these requirements can be accomplished in either basis when they are tuned, as shown in Fig. 8. An additional consideration in considering the configuration of quantum simulations is that the first excited state is becoming very close in energy to the ground state, a feature that is not present in the previously considered situations. A low-precision calculation, resulting from the use of a small number of qubits, will be unable to resolve the ground state from the first excited state, and the wave functions emerging from such calculations will likely be arbitrary combinations of the two. Higher-precision calculations, requiring a larger number of qubits, will be required to resolve the low-lying states in such systems. For such delocalized states, in contrast to the results obtained from a potential with $m^2 > 0$ in Fig. 7, the JLP basis can be tuned

to produce higher precision in the ground-state energy than the HO basis with the same number of qubits. This outcome is not surprising: If the wave function is deformed into a distribution that is far from Gaussian, as seen in Fig. 9, a set of HO basis functions is no longer expected to offer superior coverage in the digital sampling. An interesting result of this demonstration is the degree to which the JLP formulation, in which the basis is a periodic collection of δ functions agnostic to the structure of the wave function, is capable of exceeding the precision of a basis specialized for an alternate symmetry of the low-lying wave functions. The ability of the JLP basis to perform with precision when applied to a range of systems, and thus require little knowledge of the structure of the low-lying states, will be a desirable feature of quantum simulations of more sophisticated, strongly interacting field theories.

In these types of systems, and others, with near-degenerate low-lying states, the impact of noise in the quantum device upon correctly identifying the ground-state wave function is expected to be significant. As discussed in Appendix H, the noise levels (from either the propagator approximation of step 2 or the intrinsic gate implementation noise of step 3 in Fig. 1)

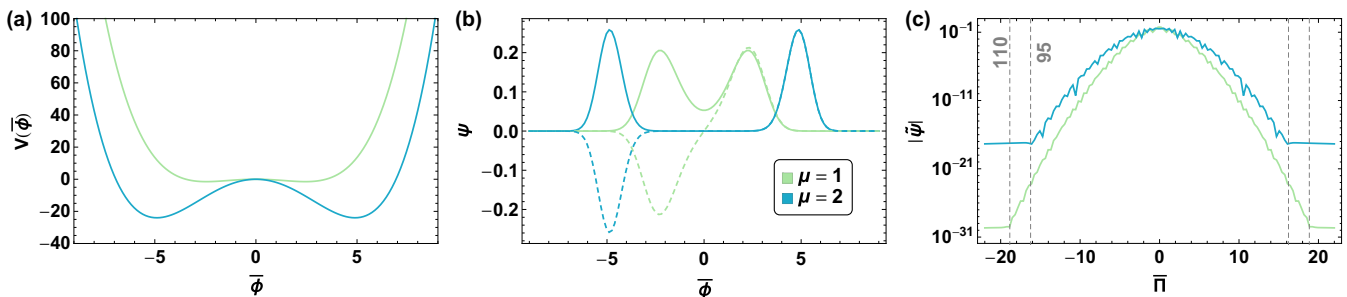


FIG. 9. (a) Potentials and (b) and (c) wave functions of the ground states (solid curves) and first excited states (dashed curves) for systems with $m^2 < 0$. (b) shows the spatial wave functions for $\lambda = 1$ and $\mu = 1, 2$, while (c) shows the corresponding momentum-space wave functions. These wave functions result from using the JLP basis with $\bar{\phi}_{\max} = 9$ and $n_Q = 7$ qubits. [The vertical dashed gray lines in (c) indicate the number of states at which the NS bound is saturated and thus an increase in $\bar{\phi}_{\max}$ would be profitable over an increase in quantum states.]

present in calculations with multiple degenerate extrema in the potential producing delocalized low-lying states will limit the systems that can be reliably explored as energy splittings are buried below the software (step 2) and hardware (step 3) noise levels.

V. (1+1)-DIMENSIONAL $\lambda\phi^4$ SCALAR FIELD THEORY

The detailed analysis of 0 + 1 scalar field theory presented in the previous sections provides a solid foundation with which to consider scalar field theory in higher spatial dimensions with NISQ-era quantum computers. In Sec. II, the Hamiltonian for scalar field theory in $d + 1$ dimensions was presented, along with its naive layout on a spatial lattice. The operator structure for multiple spatial sites is the same as for one spatial site except for the presence of the $\phi\nabla^2\phi$ operator, which includes contributions from particle motion into the Hamiltonian. The naive representation of this operator as $\phi\nabla_a^2\phi$ introduces terms that couple the fields at two adjacent spatial sites. In general, smearing the fields to tame high-energy quantum fluctuations while preserving low-energy observables will introduce couplings beyond adjacent spatial sites, but these can be implemented with operations on two sites also.

In the situation with $d > 0$, the textbook way to construct field theory calculations is to work with HOs for each spatial-momentum mode, i.e., define fields in terms of quanta with well-defined spatial momentum. In perturbative calculations that can be performed by hand, this method is extremely efficient. In numerical computations of nonperturbative field theories, such as LQCD, the system is typically defined with regard to fields in position space, while components of calculations involve determining eigenvectors of the Dirac operator in the presence of a particular configuration of gauge fields. In the study of systems with few sites in each spatial direction, it is likely the case that calculating with the momentum-space modes is efficient [42]. The first implementation of this quantization procedure on quantum devices has been completed by Yeter-Aydeniz *et al.* [87]. However, as argued by Jordan, Lee, and Preskill [6–9], as the interactions that are local in position space, such as $\lambda\phi^4$, become nonlocal⁵ in momentum space (distant momentum oscillators are capable of producing momentum-conserving contributions to the Hamiltonian), time evolving the system to a given state defined in momentum space will become increasingly inefficient with increasing system size relative to a state defined in position space [6–9,91]. For the remaining discussion, we will limit ourselves to states and operations defined in position space.

Application of the $(d + 1)$ -dimensional $\lambda\phi^4$ Hamiltonian time-evolution operator to a position-space state can be accomplished site by site and involves at most d neighboring two-site interactions at each site. Therefore, for a system

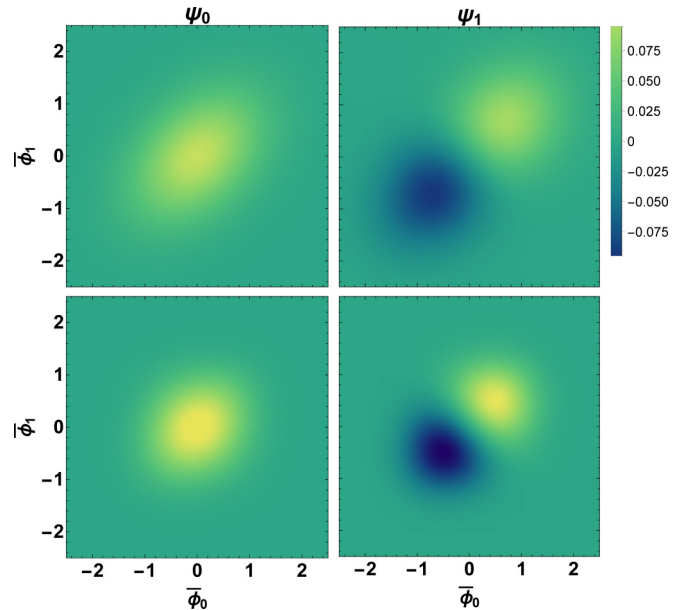


FIG. 10. Ground-state and first-excited-state wave functions for two-site $\lambda\phi^4$ scalar field theory with $\lambda = 0$ (top) and $\lambda = 32$ (bottom). The first excited state shows positive correlation between the oscillations at the two spatial sites $(\bar{\phi}_0, \bar{\phi}_1)$.

with $(L/a)^d$ spatial lattice sites, this will require $(L/a)^d$ such applications. This being the case, study of the two-site $(1 + 1)$ -dimensional $\lambda\phi^4$ theory provides a complete inventory of the operations and gate counts required to perform a $(d + 1)$ -dimensional $\lambda\phi^4$ calculation, and we have performed such estimates and numerical calculations in this two-site theory. Given this two-site locality and quantum hardware capable of parallelizing the implementation of gates acting in separate tensor product spaces, application of the Hamiltonian to a position-space state can be accomplished with a circuit of constant depth with increasing lattice size [1]. The field-space wave functions associated with the ground state and first excited state of the two-site $(1 + 1)$ -dimensional theory are shown in Fig. 10, with the wave function at site 0 denoted by $\bar{\phi}_0$ and at site 1 by $\bar{\phi}_1$. A large value of the self-interaction coupling λ focuses this correlation in $(\bar{\phi}_0, \bar{\phi}_1)$.

As shown in Fig. 11, the two-site $\lambda\phi^4$ theory experiences double-exponential convergence in n_Q to the undigitized value. However, just as the use of a finite-difference operator in the field-space implementation of $\bar{\Pi}^2$ introduced polynomial deviations in $\delta_{\bar{\phi}}$ (see results from local and improved operators in Fig. 3), the finite-difference implementation of $\phi\nabla_a^2\phi$ in position space introduces analogous polynomial deviations in a from the continuum limit. These lattice-spacing errors are not shown in Fig. 11. Thus, this method converges to the continuum value with lattice-spacing errors that scale as $\epsilon \sim 2^{N_Q}$. Of course, with a large quantum computer, it could become possible to remove these polynomial lattice-spacing artifacts through use of the QuFoTr and subsequent implementation of the exact lattice phases in Fourier space to create a smeared, nonlocal gradient operator (exactly as was done in field space). Rather than requiring a QuFoTr to be applied on each of the modest-size qubit registers associated with

⁵For discussions of the implementation of nonlocal quantum interactions dominating the cost of quantum chemistry systems, see Refs. [88–93], where alternate choices of qubit mappings or quantum simulation methods are explored to increase the locality of quantum operations.

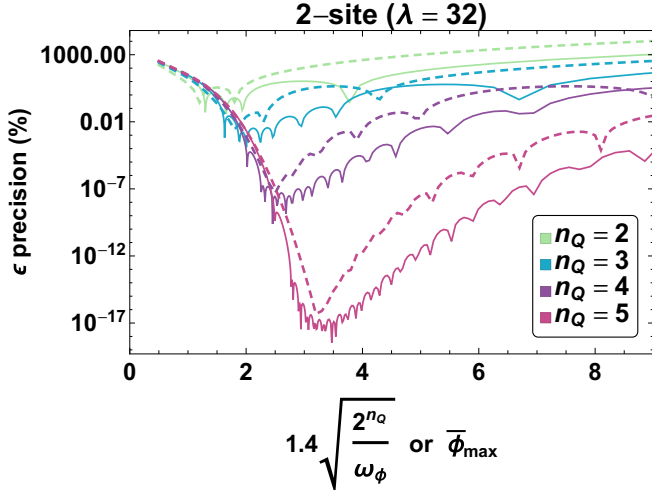


FIG. 11. Precision of the calculated ground-state energy for the two-site lattice $\lambda\phi^4$ scalar field theory with $\lambda = 32$ performed with an ideal quantum computer for different numbers of qubits as a function of support in field space. For the JLP basis, the relevant parameter is $\bar{\phi}_{\max}$, while for the HO basis it is a combination of the frequency defining the HO basis ω_ϕ and the number of states per site. The shown precision does not include deviations of this two-site (1 + 1)-dimensional theory from the continuum limit of the (1 + 1)-dimensional theory for which the number of spatial sites approaches infinity for a fixed spatial extent. The horizontal axes of the HO curves have been rescaled to $1.4\sqrt{2^{n_Q}/\omega_\phi}$ to align them with the JLP curves. These tuning curve pairs are minimized with smaller values of ϵ in the top-to-bottom order of the legend.

individual lattice sites, this proposal would require a QuFoTr across the entire lattice: an entangling operation among all N_Q qubits. At least in the NISQ era, it is expected that such global operations will be prohibitive in both gate fidelity and coherence time. For this reason, the finite-difference form of the gradient operator, demanding only local interactions between the qubit registers at neighboring sites, appears to be optimal [6–9].

When implementing the gradient operator as a finite difference, there is only one set of operators $\bar{\phi}(x)\bar{\phi}(x + 1)$ acting between the spatial sites that needs to be additionally

considered. Table III shows the nature and number of Pauli terms associated with these additional operators in the (1+1)-dimensional Hamiltonian.⁶ In this (1+1)-dimensional system, the coefficient of the mass term in field space is modified by two of the terms in the $\phi\nabla_a^2\phi$ operator, but the operator structure is unaltered. As mentioned above, the quantum resources calculated in this paper may be easily combined to determine the requirements for larger lattices in d dimensions; for example,

$$\text{CNOT}_{\text{lattice}}(n_Q, d, L/a) = L^d a^{-d} \text{CNOT}_{1\text{-site}}(n_Q) + dL^d a^{-d} \text{CNOT}_{\bar{\phi}(x)\bar{\phi}(x+1)}(n_Q) \quad (18)$$

expresses the total number of CNOT gates required to evolve the field across a lattice with $\text{CNOT}_{1\text{-site}}(n_Q)$ extracted from Table I or II for the free or self-interacting fields, respectively, $\text{CNOT}_{\bar{\phi}(x)\bar{\phi}(x+1)}(n_Q)$ extracted from Table III, n_Q the number of qubits used to digitize the field at each site, d the dimensionality of space, L the spatial extent in each dimension, and a the lattice spacing in each dimension. The nearest-neighbor interactions between sites in the JLP digitization requires all n_Q^2 two-body operators that can be created between the two site registers. This is contrasted with the HO basis where operators between the two site registers are not limited to two-body qubit interactions, but require tensor product Pauli operators acting on up to all $2n_Q$ qubits. Because of this dramatic difference in the structure of necessary operators, even for the smallest number of qubits per spatial site, the JLP basis requires fewer resources to implement the $\phi\nabla_a^2\phi$ operator, emphasizing the importance of an application’s physical representation onto qubit degrees of freedom in quantification of its required quantum resources.

VI. SUMMARY AND OUTLOOK

Quantum computing and quantum information science is anticipated to provide disruptive changes to scientific computing and to the ways that we think about addressing scientific

⁶These gate counts are in addition to those resulting from action on the individual sites that have been determined in previous sections of this paper.

TABLE III. Operators associated with the additional $\bar{\phi}(x)\bar{\phi}(x + 1)$ operator resulting from the finite-difference spatial gradient operator $\phi\nabla_a^2\phi$ for time evolution of two-site lattice $\lambda\phi^4$ scalar field theory in the JLP and HO field-digitization bases. The CNOT counts are based upon a standard multiple-Pauli-operator implementation requiring $2(k - 1)$ CNOT gates for each k -body operator.

Basis	n_Q	2-body	3-body	4-body	5-body	6-body	7-body	8-body	9-body	10-body	11-body	12-body	CNOT
JLP	2	4											8
JLP	3	9											18
JLP	4	16											32
JLP	5	25											50
JLP	6	36											72
JLP	n_Q	n_Q^2											$2n_Q^2$
HO	2	1	6	9									80
HO	3	1	8	30	56	49							1152
HO	4	1	10	47	140	271	330	225					11 264
HO	5	1	12	68	244	630	1204	1668	1612	961			89 600
HO	6	1	14	93	392	1186	2772	5154	7560	8541	7182	3969	626 688

challenges. The prospect of being able to explore quantities in quantum many-body systems, including quantum gauge field theories such as quantum chromodynamics, that require exponentially large classical computing resources, such as for dense matter or in the time evolution of nonequilibrium systems, is truly exciting. In this work, we have built upon foundational works by Jordan, Lee, and Preskill [6–9] on how to formulate scalar field theory on quantum computers to determine properties of the scalar particle and interactions, both elastic and inelastic, between particles. In an attempt to understand the magnitude of resources required for even modest quantum computations in a simple field theory, our work has focused on the digitization of scalar field theories with only a small number of qubits per spatial lattice site. The recent work by Macridin *et al.* [34,36], which, building upon the work of Somma [50], emphasized the utility of the Nyquist-Shannon sampling theorem, is a theme for our work as it provides an important guide for tuning digitization parameters in quantum field theories for the accurate representation of field and conjugate-momentum spaces on quantum devices (and may also have implications for classical calculations).

In addition to an in-depth exploration of the requirements for a basis of eigenstates of the field operator, as introduced by Jordan, Lee, and Preskill, we have introduced and explored the resources required for, and the utility of, a basis of harmonic oscillator eigenstates. We have performed operator decompositions of the Hamiltonians for a small number of qubits in $(0+1)$ - and $(1+1)$ -dimensional systems. As tunings are required in both bases for an optimal computation on an ideal quantum device, we find that both bases are effective, but that the JLP basis appears to be more robust for systems that are delocalized in field space or not smooth in either field or conjugate-momentum space. We considered the impact of noise on calculations in such systems and found that parameters defining the field theory should be tuned given the limits in precision imposed by the quantum device in order to optimize the scientific productivity of the calculation. In either basis, when tuned, a quantum device with $n_Q = 3$ or $n_Q = 4$ qubits used to define the field at each spatial lattice site is found to be able to provide a precision of better than $\sim 10^{-6}$ for a given lattice spacing for a potential with $m^2 > 0$. Separating the spatial lattice-spacing systematic error from the digitization systematic error in field space, the digitization error in the space of low-lying energy eigenstates ϵ_{dig} is found to scale as $|\log |\log |\epsilon_{\text{dig}}||| \sim n_Q$ for n_Q qubits per site, while the lattice-spacing error ϵ_{latt} scales as $|\log |\epsilon_{\text{latt}}|| \sim N_Q$, where N_Q is the total number of qubits in the simulation.

The lessons learned from studying the digitization of a scalar field onto qubit degrees of freedom have been numerous. The following is an itemized summarization of those lessons appearing in $(0+1)$ -dimensional field theory, before the additional complications of a lattice spacing and spatial momentum are introduced in Sec. V.

(1) The scalar-field-digitization techniques of Jordan, Preskill, and Lee [6–9,34,36,50], a momentum-space mode expansion [42] and a harmonic oscillator basis, are relevant for NISQ-era hardware implementations. The number of qubits per site needed to reduce the digitization and discretization systematic errors below near-term hardware noise

levels is $n_Q \sim 4$ for potentials with $m^2 > 0$ and $n_Q \gtrsim 6$ for potentials with $m^2 < 0$. These qubit requirements are consistent with those of Refs. [34,36,50] and extend these modest requirements to delocalized field-space wave functions.

(2) When the Nyquist-Shannon sampling bound, introduced in this context by Macridin *et al.* [34,36], building on work by Somma [50], is saturated, field and conjugate-momentum space are described to comparable accuracy and the ground-state energy can be reproduced with a precision scaling with the number of qubits in the site register as $|\log |\log |\epsilon||| \sim n_Q$. For a free theory in $0+1$ dimensions, the coefficients of this relationship are calculated to be $\epsilon_{(\%) } = [1.8(2) \times 10^3] \times 2^{-2.234(4)n_Q}$. This rapid convergence is responsible for item 1.

(3) In order to enjoy the double-exponential convergence of item 2, the conjugate-momentum operator must be constructed with exact phases in momentum space, leading to a highly nonlocal operator in field space. This is possible through use of the quantum Fourier transform as an efficient entangling operation among all qubits in the register [34,36,50]. Note that for spatial dimensions greater than zero, the size of the qubit register that undergoes the QuFoTr grows with precision of the scalar-field digitization, and not the size of the spatial lattice. Given the qubit estimates of item 1, global entanglement within this register is a reasonable goal for NISQ-era hardware.

(4) The implementation of *exact* phases required in item 3 does not supersede the effects of noise. Under a generic noise model on phases in conjugate-momentum space, the double-exponential convergence stated in item 2 is only seen up to a precision barrier set by the magnitude of the noise. In spite of this physical limitation, the use of exact phases is still recommended as it minimizes the number of states needed in the quantum system and is no more costly than implementation of conjugate-momentum operators local in field space. As an additional feature, using exact phases in momentum space yields symmetry between the gates required in field and conjugate-momentum space. This analysis, shown in Figs. 3 and 4, informs a balancing between the noise level of the quantum system and the precision with which the quantum field theory is mapped onto qubits. It is naturally expected that there will be advantages in “matching” the precision of a calculation to the noise level in a given quantum device or vice versa.

(5) While the relative precision attainable with the JLP and HO bases depends on the structure of the low-energy wave functions, the comparatively burdensome operator structure of the HO basis may be a deciding factor in the NISQ era. While JLP Pauli operators are limited to one-, two-, and m -body qubit interactions for $\lambda\phi^m$, the HO basis includes all k -body operators up to $k = n_Q$. These operators necessitate larger numbers of CNOT gates, the two-qubit entangling gates dominating the error contribution for many instances of near-term hardware.

(6) Gate decompositions can be sensitive to symmetries that may be broken through classically inconsequential truncation artifacts. When truncating spaces to contain states that have interactions beyond the truncated space (e.g., in the HO basis), it is preferable to truncate *after* construction of the

Hamiltonian in an enlarged space to remove edge effects in the interactions. When deciding upon boundary conditions (e.g., in the JLP basis), it is beneficial to consider alternatives (such as twisted boundary conditions) that symmetrize the distribution of wave-function samples in Fourier space.

(7) For the near term, including and beyond the NISQ era, digitization and discretization of the field onto qubits need not limit the accuracy obtained in simulations of scalar field theory. Rather, the software approximation of the propagator (e.g., through Trotterization) and hardware gate-error rates (currently above 10^{-4} in the simple model of Appendix H) are expected to be the dominant limitations to simulations of the scalar field.

The content of this paper has provided information to make a hardware-specific, informed decision on the parameters chosen to implement a scalar field on quantum devices. For example, imagine a future in which the application of CNOT gates becomes relatively inexpensive,⁷ rotation gates contain small but non-negligible errors in their rotation angle, and a hypothetical goal is to simulate a (0+1)-dimensional scalar field with quartic self-interaction to at least $10^{-11}\%$ precision. Both the JLP and HO bases are capable of achieving this goal, as seen in Fig. 7. However, given the wider range of tuning parameters allowable in the HO basis, making the precision more robust to noise in the rotation gates' angles, an informed choice might be to work with a HO basis. Imagine, as a modification to this scenario, that gates are expensive (either due to short coherence times or to their imperfect fidelity) but qubits are cheap. In this case, the contents of Table II raise concerns over the 612 entangling gates required to implement the Trotterized circuit in the HO basis. Instead, it may be logical to use JLP digitization, add one qubit to increase the range of the tuning parameter $\bar{\phi}_{\max}$ capable of satisfying the above precision requirement, and as a result require only one-third of the previous number of CNOT gates for each Trotter step, a number also more amenable to the NISQ era. It is further found that small calculations of $\lambda\phi^4$ scalar field theories can be performed with a modest number of qubits. For example, an ideal ~ 60 -qubit device could be used to describe such a system with up to ~ 20 spatial lattice sites (with three qubits per site defining the field digitization), arranged in a number of dimensions, at the 10^{-6} level. Observing that this error is below that expected for digital gate implementation on NISQ-era devices of this size indicates that properties of a scalar field independent of digitization artifacts will be accessible to quantum devices with fewer than 100 qubits. Beyond the digitization errors (step 1 of Fig. 1) that have here been demonstrated to be controllable with qubit requirements appropriate for the NISQ era, the quantum simulation errors arising from necessary approximation of the time-evolution operator (step 2 of Fig. 1) and imperfect implementation on noisy hardware (step 3 of Fig. 1) now remain as the dominant sources of uncontrolled error in calculations of the scalar field implemented on quantum hardware.

Analyses like the one we have presented in this work are expected to play a role in optimizing the output of quan-

tum devices in any scientific application domain. Their use in tuning digitization parameters to match the precision of calculations to specific hardware will become increasingly important to make the best use of available hardware at any given time, as is the case in classical high-performance computing. With rapid development of quantum hardware in the NISQ era, it is likely that the optimal layout of a quantum system onto qubit degrees of freedom will have significant variability, both with choice of quantum architecture and with time. Having a detailed map of the resource landscape is thus critical for creating informed decisions for implementing calculations across a range of quantum architectures.

ACKNOWLEDGMENTS

Inspiration for this work emerged from discussions with George Siopsis, Eugene Dumitrescu, and Raphael Pooser with the U.S. Department of Energy, Office of Science, Office of Advanced Scientific Computing Research Quantum Testbed Pathfinder program under field work Proposal No. ERKJ335. We would like to thank Jim Amundson, Silas Beane, Stephen Jordan, David Kaplan, Pavel Lougovski, Aidan Murrin, John Preskill, Kenneth Roche, Alessandro Roggero, Jesse Stryker, and Nathan Wiebe for many interesting discussions. This work was supported by U.S. Department of Energy Grant No. DE-FG02-00ER41132 and by the U.S. Department of Energy, Office of Science, Office of Advanced Scientific Computing Research quantum algorithm teams program, under field work Proposal No. ERKJ333. N.K. was supported in part by the Seattle Chapter of the Achievement Rewards for College Scientists Foundation.

APPENDIX A: JORDAN-LEE-PRESKILL BASIS EXAMPLE USING THREE QUBITS

In order to provide explicit examples to reinforce the generalities described in the main text, quantum computations of the HO in Eq. (7) performed with three qubits $n_Q = 3$ (with $n_s = 8$ quantum states) are considered in detail. With eight states, $\bar{\phi}$ is sampled at the field and conjugate-momentum values

$$\begin{aligned}\bar{\phi}_i &= \left\{ \pm 1, \pm \frac{5}{7}, \pm \frac{3}{7}, \pm \frac{1}{7} \right\} \bar{\phi}_{\max}, \\ k_{\bar{\phi}} &= \left\{ \pm \frac{7}{8}, \pm \frac{5}{8}, \pm \frac{3}{8}, \pm \frac{1}{8} \right\} \frac{\pi}{\delta_{\bar{\phi}}}, \\ \delta_{\bar{\phi}} &= \frac{2\bar{\phi}_{\max}}{7},\end{aligned}\quad (\text{A1})$$

where we have dropped the Δ superscript on $k_{\bar{\phi}}^{\Delta}$ in Eq. (11).

The operator decomposition of the Hamiltonian for this system is straightforward. It is useful to extend the basis of Pauli operators to include the identity matrix $\bar{\sigma} = (\sigma^x, \sigma^y, \sigma^z, I_2)$ and to define the general tensor product of n_Q operators $T^{ijk} = \bar{\sigma}^i \otimes \bar{\sigma}^j \otimes \bar{\sigma}^k$,

$$T^{ijk} = \bar{\sigma}^i \otimes \bar{\sigma}^j \otimes \bar{\sigma}^k, \quad \text{Tr}[T^{ijk} T^{i'j'k'}] = 8\delta^{ii'}\delta^{jj'}\delta^{kk'}, \quad (\text{A2})$$

where the orthogonality of the T^{ijk} is helpful in decomposing the Hamiltonian into qubit operators. Projecting against the

⁷This is the case for many models of fault-tolerant quantum computing.

T^{ijk} , it is straightforward to show that

$$\begin{aligned} \tilde{\phi}^2 &= \frac{4}{49} \tilde{\phi}_{\max}^2 \mathcal{O}_0^{(n_Q=3)}, \quad \tilde{\Pi}^2 = \frac{49\pi^2}{64\tilde{\phi}_{\max}^2} \mathcal{O}_0^{(n_Q=3)}, \\ \mathcal{O}_0^{(n_Q=3)} &= 4\sigma^z \otimes \sigma^z \otimes I_2 + 2\sigma^z \otimes I_2 \otimes \sigma^z + I_2 \otimes \sigma^z \otimes \sigma^z + \frac{21}{4}I = \mathcal{O}_{03}^{(n_Q=3)} + \frac{21}{4}I, \end{aligned} \quad (\text{A3})$$

where I_2 is the identity operator acting on a single qubit and where the operator has been split into an overall identity and nonidentity terms. As expected from the JLP explicit construction, the decomposition of the digitized HO Hamiltonian into Pauli operators acting on individual qubits is quite simple and easily extended to larger numbers of qubits. The analogous decomposition for a four-qubit system is

$$\begin{aligned} \tilde{\phi}_{n_Q=4}^2 &= \frac{4}{225} \tilde{\phi}_{\max}^2 \mathcal{O}_0^{(n_Q=4)}, \quad \tilde{\Pi}_{n_Q=4}^2 = \frac{225\pi^2}{256\tilde{\phi}_{\max}^2} \mathcal{O}_0^{(n_Q=4)}, \\ \mathcal{O}_0^{(n_Q=4)} &= 16\sigma^z \otimes \sigma^z \otimes I_2 \otimes I_2 + 8\sigma^z \otimes I_2 \otimes \sigma^z \otimes I_2 + 4\sigma^z \otimes I_2 \otimes I_2 \otimes \sigma^z + 4I_2 \otimes \sigma^z \otimes \sigma^z \otimes I_2 \\ &\quad + 2I_2 \otimes \sigma^z \otimes I_2 \otimes \sigma^z + I_2 \otimes I_2 \otimes \sigma^z \otimes \sigma^z + \frac{85}{4}I, \end{aligned} \quad (\text{A4})$$

while for the $n_Q = 5$ system

$$\begin{aligned} \tilde{\phi}_{n_Q=5}^2 &= \frac{4}{961} \tilde{\phi}_{\max}^2 \mathcal{O}_0^{(n_Q=5)}, \quad \tilde{\Pi}_{n_Q=5}^2 = \frac{961\pi^2}{1024\tilde{\phi}_{\max}^2} \mathcal{O}_0^{(n_Q=5)}, \\ \mathcal{O}_0^{(n_Q=5)} &= 64\sigma^z \otimes \sigma^z \otimes I_2 \otimes I_2 \otimes I_2 + 32\sigma^z \otimes I_2 \otimes \sigma^z \otimes I_2 \otimes I_2 + 16\sigma^z \otimes I_2 \otimes I_2 \otimes \sigma^z \otimes I_2 \\ &\quad + 8\sigma^z \otimes I_2 \otimes I_2 \otimes I_2 \otimes \sigma^z + 16I_2 \otimes \sigma^z \otimes \sigma^z \otimes I_2 \otimes I_2 + 8I_2 \otimes \sigma^z \otimes I_2 \otimes \sigma^z \otimes I_2 \\ &\quad + 4I_2 \otimes \sigma^z \otimes I_2 \otimes I_2 \otimes \sigma^z + 4I_2 \otimes I_2 \otimes \sigma^z \otimes \sigma^z \otimes I_2 + 2I_2 \otimes I_2 \otimes \sigma^z \otimes I_2 \otimes \sigma^z \\ &\quad + I_2 \otimes I_2 \otimes I_2 \otimes \sigma^z \otimes \sigma^z + \frac{341}{4}I. \end{aligned} \quad (\text{A5})$$

The structure of the operators, as well as their extensions to larger systems, is interesting. The only nontrivial operators that appear involve operations on two qubits only, without the appearance of higher-qubit operators, such as those involving three, four, or five qubits. This simple operator structure extends to larger systems. If instead of applying the exact conjugate-momentum operator the finite-difference conjugate-momentum operator is applied, the resulting operator structure is more complicated, involving higher-qubit operators beyond two qubits. For instance, in the case of $n_Q = 4$ there is a contribution to $\tilde{\Pi}^2$ of the form $\sigma^z \otimes \sigma^z \otimes \sigma^z \otimes \sigma^z$ from the operator in Eq. (8), which is absent in the operator decomposition of $k_{\tilde{\phi}}$ in Eq. (11). For the $n_Q = 6$ qubit system, there are all combinations of operators involving two σ^z 's, four σ^z 's, and one six-qubit operator of the form $\otimes^6 \sigma^z$. As the resource costs of applying circuits to implement higher-qubit operators are significantly more than those for two-qubit operators, significantly more resources are required to simulate the finite-difference Hamiltonian (with power-law deviations from exact results) than to simulate the exact Hamiltonian (which provides results that are exponentially close to the exact result on an ideal quantum computer). It is amusing to note that most of the resources required to simulate the finite-difference Hamiltonian would be expended to determine polynomial deviations from the exact result.

Quantum circuits to implement the action of the operator(s) in Eq. (A3), in particular for the action of the evolution operator $e^{-i\tilde{H}t}$ for an arbitrary number of qubits, have been

presented by Macridin *et al.* [34,36] in terms of controlled-rotation gates. In terms of CNOT gates and single-qubit phase rotations, the quantum circuit implementing the exponentiated action of the nonidentity operators in Eq. (A3), $\mathcal{O}_{03}^{(n_Q=3)}$,

$$\Phi_3(\theta) = e^{-i\theta \mathcal{O}_{03}^{(n_Q=3)}}, \quad (\text{A6})$$

is given in the top panel in Fig. 12. Because the three operators contributing to $\mathcal{O}_{03}^{(n_Q=3)}$ commute, the operations can be performed in any order. One application of $\Phi_3(\theta)$ to the ($n_Q = 3$)-qubit system requires six CNOT gates and three single-qubit phase operations. One application of the (simplest) Trotterized time-evolution operator associated with \tilde{H} in Eq. (7), over a time step $\Delta t = \frac{t}{M}$, is accomplished by acting with $\Phi_3(\theta)$ with $\theta = \frac{2}{49} \tilde{\phi}_{\max}^2 \Delta t$ to evolve with $e^{-i\tilde{\phi}^2/2}$, followed by a symmetric QuFoTr, followed by acting with $\Phi_3(\theta')$ with $\theta' = \frac{49\pi^2}{128\tilde{\phi}_{\max}^2} \Delta t$ to evolve with $e^{-i\tilde{\Pi}^2/2}$, followed by the inverse symmetric QuFoTr. This sequence is shown in the bottom panel of Fig. 12. Appendix D provides circuits and the associated discussion for a symmetric QuFoTr (which is similar to the permuted QuFoTr introduced by Somma [50] for the same purpose on a different conjugate-momentum-space basis). The total gate counts for one application of the (unimproved) Trotterized evolution operator associated with \tilde{H} in Eq. (7) on $n_Q = 3$ qubits, including those from the symmetric QuFoTr(s), are 24 CNOT gates, 6 Hadamard gates, and 24 single-qubit phase rotations.

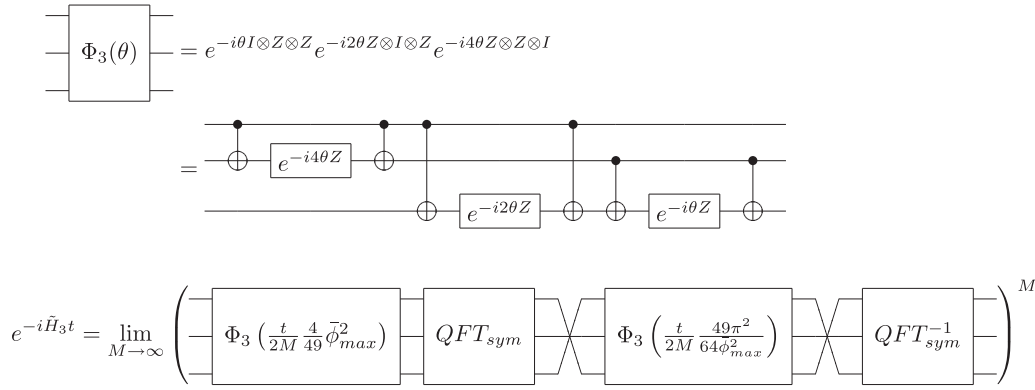


FIG. 12. Quantum circuit required to perform Trotterized time evolution of the HO Hamiltonian in Eq. (7), digitized with $n_Q = 3$ qubits in JLP digitization, denoted by \tilde{H}_3 . The upper circuit implements the operator $\Phi_3(\theta)$ defined in Eq. (A6), with an arbitrary angle θ , while the lower circuit implements that circuit in both $\tilde{\phi}$ and $\tilde{\Pi}$ space, making use of a symmetric QuFoTr and its inverse, to achieve Trotterized Hamiltonian evolution of the system defined by \tilde{H}_3 . These circuits are equivalent to controlled-rotation gate circuits appearing in [34,36].

APPENDIX B: JORDAN-LEE-PRESKILL CIRCUIT COMPILATION

Constructing optimal quantum circuits for implementing desired quantum operations is an optimization problem often inhibited by large dimensionality [76–79,94,95]. Similar to the work of Ref. [76], it is possible to eliminate neighboring CNOT operators from the naive, uncompiled estimates in the tables in the main text. Because all operators implemented between QuFoTr operations are diagonal in the JLP basis, this cancellation may be accomplished systematically. Without the $\lambda\tilde{\phi}^4$ operators, the mass term is introduced with all possible two-body operators, which contain identical CNOT gates only separated by single-qubit rotations. Thus, there is no cancellation of CNOT operators before the field self-interaction term is introduced. Note that a similar argument indicates an absence of CNOT cancellations for implementation of the finite-difference gradient operator as $\tilde{\phi}(x)\tilde{\phi}(x + 1)$ introduces

only two-body operators, extended between qubit registers for neighboring sites of the lattice. Thus, for the JLP basis, the only regime in which CNOT cancellation is expected to occur is in the position-space implementation of an interacting field.

Determining the possible elimination of CNOT pairs requires understanding the combinatorics of available operators and ordering them to maximize the number of qubits shared by neighboring operators in leading-order Trotterization. Upon implementation, a convenient way to organize these orderings is through connected “strings,” maximal sets of operators that may be connected through CNOT cancellation. An example of such a string may be seen in Fig. 13 where the leading-order Trotterization of the first six four-body operators is implemented. The string begins with a two-body operator that, due to cancellation, is implemented without an increase in the CNOT cost. Dashed boxes around pairs of CNOT gates indicate where cancellations occur and are removed in

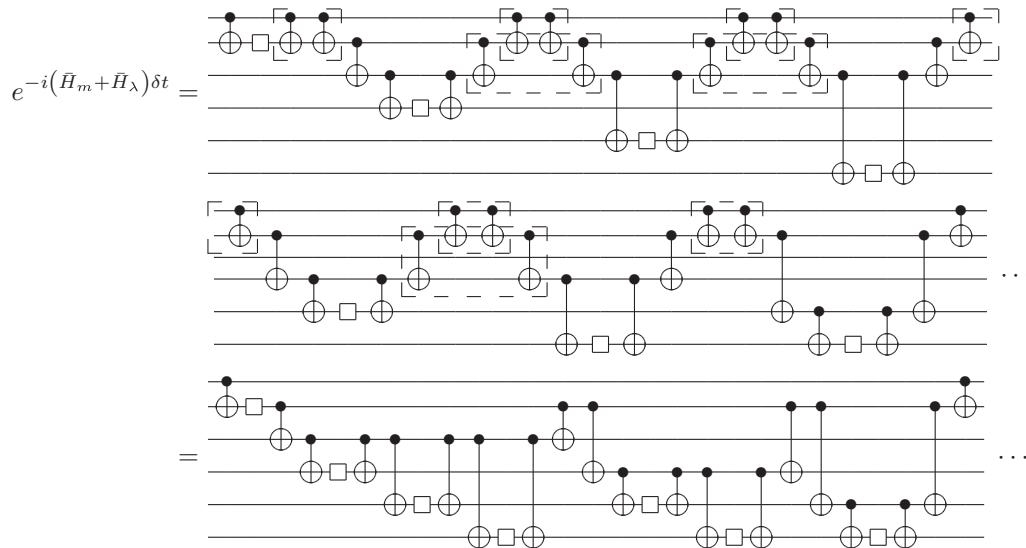


FIG. 13. Partial circuit for one first-order Trotterized step of time evolution for a single site of the interacting scalar field $\tilde{\phi}^2$ and $\tilde{\phi}^4$ terms with $n_Q = 6$ in the JLP basis. Boxes indicate CNOT pairs that can be eliminated, resulting in the reduced circuit in the second expression.

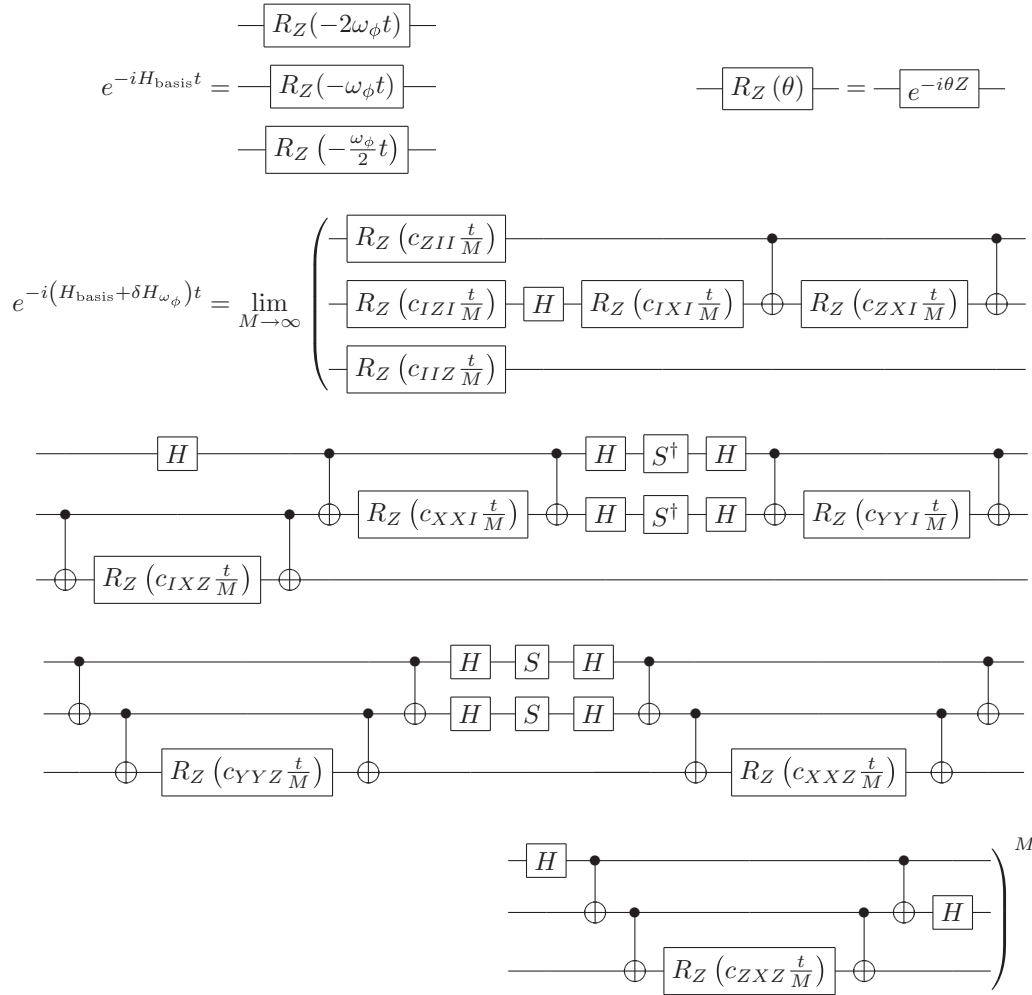


FIG. 14. Quantum circuits required to perform time evolution of the HO Hamiltonian in Eq. (7) using a HO basis with $n_Q = 3$. The upper circuit is applied when the HO basis can be precisely tuned to the HO being simulated. When detuned, the lower circuit is necessary with coefficients c_{ijk} attained from the corresponding operators in Eq. (C2).

the reduced circuit of the third line. This string implements all six four-body operators that contain both the first and second qubits. As a result, the entanglement between these two qubits needs only to be established once at the beginning and finally removed at the end. A similar argument is made for the second pair of qubits in the operators, matching with the second and third qubits for the first three operators and the second and fourth qubits for the next two operators. To complete the 15 four-body operators for $n_Q = 6$, it can be shown that two other strings are necessary, beginning with a two-body operator either between qubits 3 and 4 or between qubits 4 and 5 containing five and four operators, respectively.

The resulting gate counts after elimination of redundant CNOT gates may be found in the last column of Table II in the main text. It is important to note that the cancellation demonstrated here does not reduce the naive scal-

ing of CNOT gate cost as was found in Ref. [76], where the CNOT cost for implementing four-orbital operators in quantum chemistry is reduced by one polynomial power in the number of orbitals used to describe a molecule. The scaling improvement of Ref. [76] was found by reducing the cost of a Jordan-Wigner (JW) string (the collections of sequential CNOT gates used to enforce fermionic statistics on a register of qubits) from linear in the number of orbitals to constant. Because the scalar field is bosonic, there are no JW strings and it remains expected that gate costs will scale with the fourth power (for the four-qubit operators of $\lambda\bar{\phi}^4$) of the number of qubits per lattice site. While the gate compilation of the HO basis is significantly more cumbersome due to abundant changes in bases truncating the possible operator strings, a similar lack of modified scaling is expected.

APPENDIX C: HARMONIC-OSCILLATOR BASIS EXAMPLE USING THREE QUBITS

The gate decomposition for a basis of eight states distributed on $n_Q = 3$, of the matrices⁸ $H_{\text{basis}} = \frac{1}{2}\omega_\phi \text{diag}(1, 3, 5, 7, 9, 11, 13, 15)$ and

$$\delta H_{\omega_\phi} = \frac{1 - \omega_\phi^2}{\omega_\phi} \begin{pmatrix} \frac{1}{4} & 0 & \frac{1}{2\sqrt{2}} & 0 & 0 & 0 & 0 & 0 \\ 0 & \frac{3}{4} & 0 & \frac{\sqrt{3}}{2} & 0 & 0 & 0 & 0 \\ \frac{1}{2\sqrt{2}} & 0 & \frac{5}{4} & 0 & \frac{\sqrt{3}}{2} & 0 & 0 & 0 \\ 0 & \frac{\sqrt{3}}{2} & 0 & \frac{7}{4} & 0 & \frac{\sqrt{5}}{2} & 0 & 0 \\ 0 & 0 & \frac{\sqrt{3}}{2} & 0 & \frac{9}{4} & 0 & \frac{\sqrt{15}}{2} & 0 \\ 0 & 0 & 0 & \frac{\sqrt{5}}{2} & 0 & \frac{11}{4} & 0 & \frac{\sqrt{21}}{2} \\ 0 & 0 & 0 & 0 & \frac{\sqrt{15}}{2} & 0 & \frac{13}{4} & 0 \\ 0 & 0 & 0 & 0 & 0 & \frac{\sqrt{21}}{2} & 0 & \frac{15}{4} \end{pmatrix}, \quad (\text{C1})$$

is

$$H_{\text{basis}} = \omega_\phi \left(4I - 2\sigma^z \otimes I_2 \otimes I_2 - I_2 \otimes \sigma^z \otimes I_2 - \frac{1}{2}I_2 \otimes I_2 \otimes \sigma^z \right),$$

$$\delta H_{\omega_\phi} = \frac{1 - \omega_\phi^2}{\omega_\phi} \left(\frac{\sqrt{3} - \sqrt{5}}{8} \sigma^x \otimes \sigma^x \otimes \sigma^z + \frac{\sqrt{3} + \sqrt{5}}{8} \sigma^x \otimes \sigma^x \otimes I_2 + \frac{\sqrt{3} - \sqrt{5}}{8} \sigma^y \otimes \sigma^y \otimes \sigma^z + \frac{\sqrt{3} + \sqrt{5}}{8} \sigma^y \otimes \sigma^y \otimes I_2 \right. \\ \left. + \frac{1 - \sqrt{3} + \sqrt{21} - \sqrt{15}}{8\sqrt{2}} \sigma^z \otimes \sigma^x \otimes \sigma^z + \frac{1 + \sqrt{3} - \sqrt{21} - \sqrt{15}}{8\sqrt{2}} \sigma^z \otimes \sigma^x \otimes I_2 + \frac{1 - \sqrt{3} - \sqrt{21} + \sqrt{15}}{8\sqrt{2}} I_2 \otimes \sigma^x \otimes \sigma^z \right. \\ \left. + \frac{1 + \sqrt{3} + \sqrt{21} + \sqrt{15}}{8\sqrt{2}} I_2 \otimes \sigma^x \otimes I_2 - \sigma^z \otimes I_2 \otimes I_2 - \frac{1}{2}I_2 \otimes \sigma^z \otimes I_2 - \frac{1}{4}I_2 \otimes I_2 \otimes \sigma^z + 2I \right). \quad (\text{C2})$$

For H_{basis} , there are only three nontrivial commuting single-qubit operators and an identity operator. However, for δH_ϕ , there are three three-qubit operators, four two-qubit operators, and four single-qubit operators. Circuit representations of the propagators for both the tuned and detuned HO can be seen in Fig. 14.

As an example, in a situation considered by Macridin *et al.*, electron-phonon interactions can be described via a linear coupling to the field-space coordinate of a HO. For such a system, mapped onto three qubits, the operator decomposition of the $\bar{\phi}$ operator contains seven three-qubit operators, four two-qubit operators, and one single-qubit operator:

$$\bar{\phi} = \frac{1}{\sqrt{\omega_\phi}} \left(\frac{\sqrt{2} - \sqrt{6} - \sqrt{10} + \sqrt{14}}{8} \sigma^z \otimes \sigma^z \otimes \sigma^x + \frac{2 - 2\sqrt{3}}{8} \sigma^z \otimes \sigma^y \otimes \sigma^y + \frac{2 - 2\sqrt{3}}{8} \sigma^z \otimes \sigma^x \otimes \sigma^x + \frac{1}{2\sqrt{2}} \sigma^y \otimes \sigma^y \otimes \sigma^x \right. \\ \left. + \frac{1}{2\sqrt{2}} \sigma^y \otimes \sigma^x \otimes \sigma^y - \frac{1}{2\sqrt{2}} \sigma^x \otimes \sigma^y \otimes \sigma^y + \frac{1}{2\sqrt{2}} \sigma^x \otimes \sigma^x \otimes \sigma^x + \frac{\sqrt{2} + \sqrt{6} - \sqrt{10} - \sqrt{14}}{8} \sigma^z \otimes I_2 \otimes \sigma^x \right. \\ \left. + \frac{\sqrt{2} - \sqrt{6} + \sqrt{10} - \sqrt{14}}{8} I_2 \otimes \sigma^z \otimes \sigma^x + \frac{2 + 2\sqrt{3}}{8} I_2 \otimes \sigma^y \otimes \sigma^y \right. \\ \left. + \frac{2 + 2\sqrt{3}}{8} I_2 \otimes \sigma^x \otimes \sigma^x + \frac{\sqrt{2} + \sqrt{6} + \sqrt{10} + \sqrt{14}}{8} I_2 \otimes I_2 \otimes \sigma^x \right). \quad (\text{C3})$$

Notice that the three-body operators present in this interaction term are not repeated versions of the three-body operators already present and thus increase gate requirements. Decompositions of the $\bar{\phi}$ interactions in Eq. (C3) for larger n_Q look similar, in terms of the quantum resources of Table I, to those of the detuned HO with only a single one-qubit operator and double the number of n_Q -qubit operators. Therefore, while the free HO evolution is computationally inexpensive when using a basis of tuned HO eigenstates, an interaction requires many multiqubit interactions.

⁸There is one subtlety in forming the operator decomposition that has to do with defining the truncated operator matrices. If the operator basis is restricted to 2^{n_Q} from the outset, prior to performing all matrix multiplications, operations that move the states out of and then back into the truncated space are absent. In contrast, such operations are included if they are performed in a larger space with the truncation imposed as the final step. Initial truncations produce matrix structures with reduced symmetry compared to those where the truncation is performed last and as a result give rise to more complex operator structures than those given in, for example, Eq. (C2).

APPENDIX D: SYMMETRIC QUANTUM FOURIER TRANSFORM

Small modifications to the symmetry properties of operators can impact the gate decomposition necessary for implementation on quantum hardware. As discussed by Somma [50], who presented a circuit for the permuted QuFoTr, a different choice of conjugate-momentum eigenstates requires a different circuit to accomplish a QuFoTr. In this Appendix, a circuit is provided for the symmetric QuFoTr that is used in the time evolution of the systems considered in this work. By acting with a set of single-qubit phase gates before the standard QuFoTr, the states in momentum space may be distributed symmetrically between $\pm\pi$, avoiding both edges of the first Brillouin zone. Because this structure now resembles that of field space, distributed around zero between $\pm\tilde{\phi}_{\max}$, the gate decompositions within these two conjugate spaces are identical (differing only in rotation angles) for a free theory.

For a position-space register written in binary form

$$|x\rangle = |x_{n-1}x_{n-2}\cdots x_0\rangle = \left| \sum_{i=0}^{n-1} x_i 2^i \right\rangle, \tag{D1}$$

the symmetric QuFoTr implements the transformation

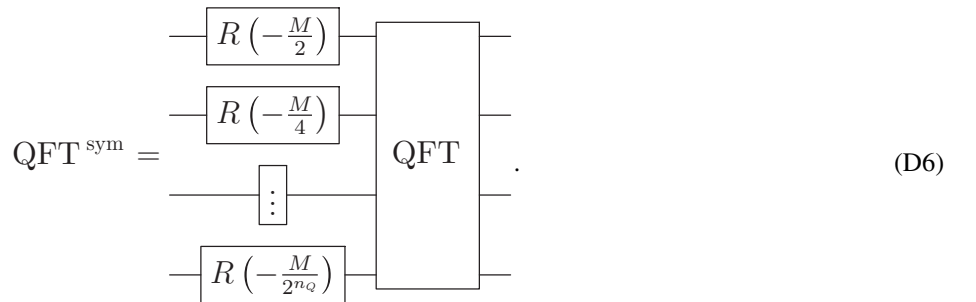
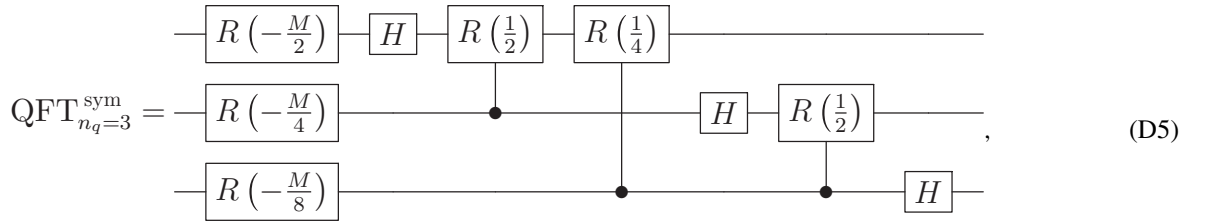
$$|x\rangle = \frac{1}{\sqrt{2^n}} \sum_{k=-(2^n-1)/2}^{(2^n-1)/2} e^{2\pi i x k / 2^n} |k\rangle. \tag{D2}$$

This differs from the standard QuFoTr only in the introduction of an additional k -independent phase

$$\exp \left[2\pi i \frac{1}{2^{n+1}} \left(-\sum_{j=0}^{n-1} 2^j \right) \left(\sum_{i=0}^{n-1} x_i 2^i \right) \right], \tag{D3}$$

determined only by the value of the x register. This dependence suggests that it should be applied prior to the transformation to Fourier space. Indeed, this phase can be implemented with a single layer of single-qubit phase gates. With the usual definition of $R(\theta) = \begin{pmatrix} 1 & 0 \\ 0 & e^{i\pi\theta} \end{pmatrix}$ and defining $M = \sum_{j=0}^{n-1} 2^j$, the symmetric QuFoTr may be written as

$$\text{QFT}_{ij}^{\text{sym}} = \frac{1}{\sqrt{n_s}} e^{i2\pi x_i k_j / n_s}, \quad x = \{0, \dots, n_s - 1\}, \quad k = \left\{ -\frac{n_s - 1}{2}, \dots, \frac{n_s - 1}{2} \right\}, \tag{D4}$$



Note that the SWAP network conventionally required to reverse the qubit orderings in Fourier space is neglected as written here. This reversal (and the one appearing in the inverse symmetric QuFoTr returning the calculation to position space) will be implemented instead by simply reading the qubits backward when applying the $\tilde{\Pi}^2$ operator in momentum space. This reading inversion is notated by crossing qubit lines so that, e.g., the first qubit is associated with the last input to the momentum phase gate as shown in Fig. 12. In this way, two depth- n_Q SWAP networks (per lattice site and per Trotter step), each containing $\lfloor \frac{n_Q}{2} \rfloor \lceil \frac{n_Q}{2} \rceil + \lfloor \frac{n_Q-1}{2} \rfloor \lceil \frac{n_Q}{2} \rceil$ SWAP gates, can be removed from the quantum circuit with an addition of negligible classical preprocessing.

In application to scalar field theory, where the $\tilde{\phi}$ and $\tilde{\Pi}$ operators (in position and conjugate-momentum space, respectively) can be written as tensor products of single-qubit operators leading to only two-qubit operators in the free Hamiltonian, the

advantage of the symmetric QuFoTr is dominantly aesthetic (and potentially experimentally convenient) as the operator structure applied in position and momentum space is identical, as shown in Sec. IV A 2 for a free HO. Had the standard QuFoTr been used, single-qubit diagonal gates would also be present in the Fourier-space implementation of $\tilde{\Pi}^2$, a factor of 2 fewer single-qubit rotations than needed to symmetrize the QuFoTr and its inverse. However, when all k -body operators with $k \leq n$ are required to implement phases in Fourier space (as is the case when a finite-difference or polynomially corrected operator is chosen for $\tilde{\Pi}$), use of the symmetric QuFoTr results in removal of all operators with odd values of k , or roughly a factor of 2 reduction in the exponential (in n_Q) number of operators required for a Pauli decomposition of the necessary phases.

APPENDIX E: FIELD CONJUGATE-MOMENTUM OPERATORS

In this Appendix, we show explicitly the finite-difference, δ_ϕ^2 -corrected, and exact conjugate-momentum operators in position space and show that the structure of the finite-difference operator is increasingly smeared to form the exact lattice $\tilde{\Pi}^2$ operator. Having the capability of implementing these operators directly as diagonal operators in Fourier space is an advantage of working in a qubit formulation.

In the case of PBCs imposed on the field space spanned by $n_Q = 3$ qubits, with momentum eigenvalues $k = \frac{\pi}{\delta_\phi}(-\frac{3}{4}, -\frac{1}{2}, -\frac{1}{4}, 0, \frac{1}{4}, \frac{1}{2}, \frac{3}{4}, 1)$, the finite-difference, δ_ϕ^2 -corrected, and exact conjugate-momentum operators in position space are

$$\tilde{\Pi}_{\text{finite-difference}}^2 = \frac{1}{\delta_\phi^2} \begin{pmatrix} 2 & -1 & 0 & 0 & 0 & 0 & 0 & -1 \\ -1 & 2 & -1 & 0 & 0 & 0 & 0 & 0 \\ 0 & -1 & 2 & -1 & 0 & 0 & 0 & 0 \\ 0 & 0 & -1 & 2 & -1 & 0 & 0 & 0 \\ 0 & 0 & 0 & -1 & 2 & -1 & 0 & 0 \\ 0 & 0 & 0 & 0 & -1 & 2 & -1 & 0 \\ 0 & 0 & 0 & 0 & 0 & -1 & 2 & -1 \\ -1 & 0 & 0 & 0 & 0 & 0 & -1 & 2 \end{pmatrix}, \quad (\text{E1})$$

$$\tilde{\Pi}_{\delta_\phi^2\text{-improved}}^2 = \frac{1}{\delta_\phi^2} \begin{pmatrix} 2.5 & -1.3 & 0.083 & 0 & 0 & 0 & 0.083 & -1.3 \\ -1.3 & 2.5 & -1.3 & 0.083 & 0 & 0 & 0 & 0.083 \\ 0.083 & -1.3 & 2.5 & -1.3 & 0.083 & 0 & 0 & 0 \\ 0 & 0.083 & -1.3 & 2.5 & -1.3 & 0.083 & 0 & 0 \\ 0 & 0 & 0.083 & -1.3 & 2.5 & -1.3 & 0.083 & 0 \\ 0 & 0 & 0 & 0.083 & -1.3 & 2.5 & -1.3 & 0.083 \\ 0.083 & 0 & 0 & 0 & 0.083 & -1.3 & 2.5 & -1.3 \\ -1.3 & 0.083 & 0 & 0 & 0 & 0.083 & -1.3 & 2.5 \end{pmatrix}, \quad (\text{E2})$$

$$\tilde{\Pi}_{\text{exact}}^2 = \frac{1}{\delta_\phi^2} \begin{pmatrix} 3.39 & -2.11 & 0.617 & -0.361 & 0.308 & -0.361 & 0.617 & -2.11 \\ -2.11 & 3.39 & -2.11 & 0.617 & -0.361 & 0.308 & -0.361 & 0.617 \\ 0.617 & -2.11 & 3.39 & -2.11 & 0.617 & -0.361 & 0.308 & -0.361 \\ -0.361 & 0.617 & -2.11 & 3.39 & -2.11 & 0.617 & -0.361 & 0.308 \\ 0.308 & -0.361 & 0.617 & -2.11 & 3.39 & -2.11 & 0.617 & -0.361 \\ -0.361 & 0.308 & -0.361 & 0.617 & -2.11 & 3.39 & -2.11 & 0.617 \\ 0.617 & -0.361 & 0.308 & -0.361 & 0.617 & -2.11 & 3.39 & -2.11 \\ -2.11 & 0.617 & -0.361 & 0.308 & -0.361 & 0.617 & -2.11 & 3.39 \end{pmatrix}. \quad (\text{E3})$$

Heat maps of the entries in each of the previous operators are shown in Fig. 15.

Twisted BCs are used for the calculations performed in this work. For the $n_Q = 3$ system, as defined in Eq. (11) with momentum eigenvalues $k = \frac{\pi}{\delta_\phi}(-\frac{7}{8}, -\frac{5}{8}, -\frac{3}{8}, -\frac{1}{8}, \frac{1}{8}, \frac{3}{8}, \frac{5}{8}, \frac{7}{8})$, the finite-difference, δ_ϕ^2 -corrected, and exact conjugate-momentum operators in field space are

$$\tilde{\Pi}_{\text{finite-difference}}^2 = \frac{1}{\delta_\phi^2} \begin{pmatrix} 2 & -1 & 0 & 0 & 0 & 0 & 0 & 1 \\ -1 & 2 & -1 & 0 & 0 & 0 & 0 & 0 \\ 0 & -1 & 2 & -1 & 0 & 0 & 0 & 0 \\ 0 & 0 & -1 & 2 & -1 & 0 & 0 & 0 \\ 0 & 0 & 0 & -1 & 2 & -1 & 0 & 0 \\ 0 & 0 & 0 & 0 & -1 & 2 & -1 & 0 \\ 0 & 0 & 0 & 0 & 0 & -1 & 2 & -1 \\ 1 & 0 & 0 & 0 & 0 & 0 & -1 & 2 \end{pmatrix}, \quad (\text{E4})$$

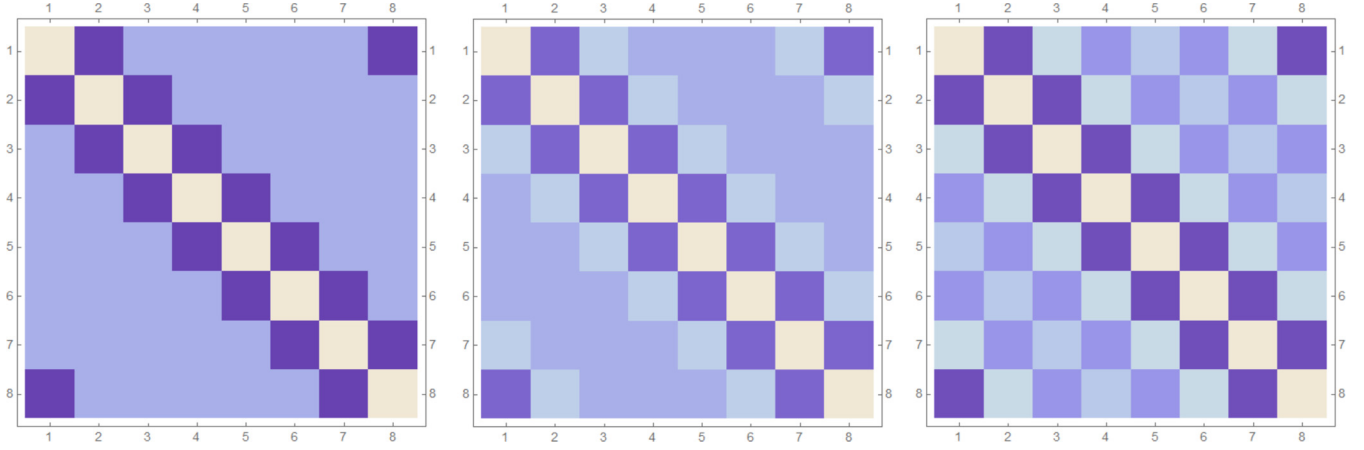


FIG. 15. Visual representations of Eqs. (E1)–(E3). From left to right, the finite-difference, δ_ϕ^2 -improved, and exact field conjugate-momentum operators obtained from PBCs show increasing nonlocality in field space.

$$\tilde{\Pi}_{\delta_\phi^2\text{-improved}}^2 = \frac{1}{\delta_\phi^2} \begin{pmatrix} 2.5 & -1.3 & 0.083 & 0 & 0 & 0 & -0.083 & 1.3 \\ -1.3 & 2.5 & -1.3 & 0.083 & 0 & 0 & 0 & -0.083 \\ 0.083 & -1.3 & 2.5 & -1.3 & 0.083 & 0 & 0 & 0 \\ 0 & 0.083 & -1.3 & 2.5 & -1.3 & 0.083 & 0 & 0 \\ 0 & 0 & 0.083 & -1.3 & 2.5 & -1.3 & 0.083 & 0 \\ 0 & 0 & 0 & 0.083 & -1.3 & 2.5 & -1.3 & 0.083 \\ -0.083 & 0 & 0 & 0 & 0.083 & -1.3 & 2.5 & -1.3 \\ 1.3 & -0.083 & 0 & 0 & 0 & 0.083 & -1.3 & 2.5 \end{pmatrix}, \quad (\text{E5})$$

$$\tilde{\Pi}_{\text{exact}}^2 = \frac{1}{\delta_\phi^2} \begin{pmatrix} 3.24 & -1.95 & 0.436 & -0.138 & 0 & 0.138 & -0.436 & 1.95 \\ -1.95 & 3.24 & -1.95 & 0.436 & -0.138 & 0 & 0.138 & -0.436 \\ 0.436 & -1.95 & 3.24 & -1.95 & 0.436 & -0.138 & 0 & 0.138 \\ -0.138 & 0.436 & -1.95 & 3.24 & -1.95 & 0.436 & -0.138 & 0 \\ 0 & -0.138 & 0.436 & -1.95 & 3.24 & -1.95 & 0.436 & -0.138 \\ 0.138 & 0 & -0.138 & 0.436 & -1.95 & 3.24 & -1.95 & 0.436 \\ -0.436 & 0.138 & 0 & -0.138 & 0.436 & -1.95 & 3.24 & -1.95 \\ 1.95 & -0.436 & 0.138 & 0 & -0.138 & 0.436 & -1.95 & 3.24 \end{pmatrix}. \quad (\text{E6})$$

The corresponding heat maps of the entries in each of the twisted operators are shown in Fig. 16.

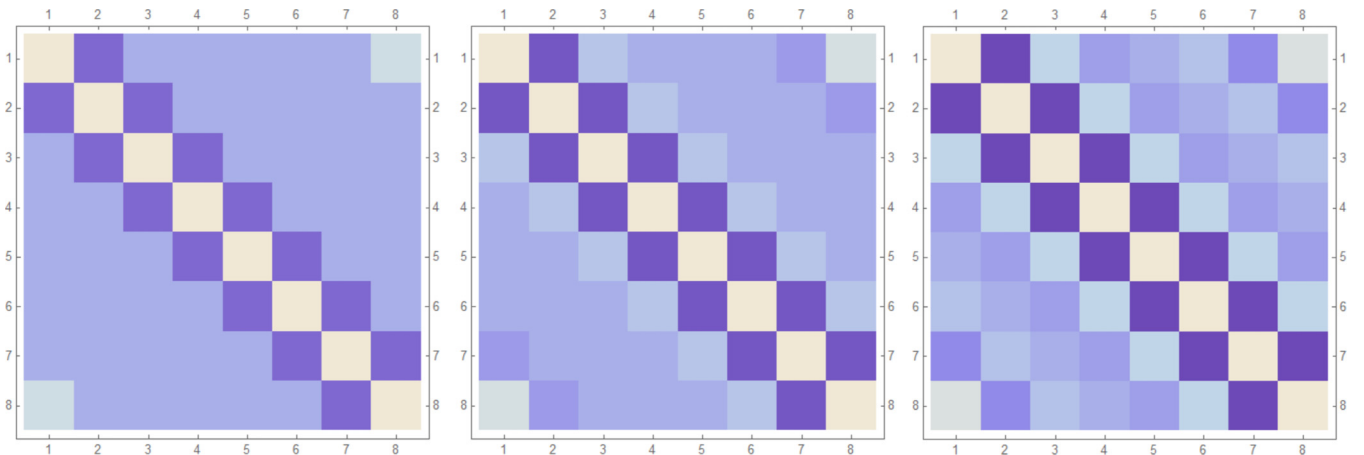


FIG. 16. Visual representations of Eqs. (E4)–(E6). From left to right, the finite-difference, δ_ϕ^2 -improved, and exact field conjugate-momentum operators obtained from twisted boundary conditions show increasing nonlocality in field space.

APPENDIX F: BASIC CIRCUIT CONSTRUCTION

In the art and science of quantum circuit development, improvements to generic circuits can often be found when considering the structure of the problem of interest. The techniques presented in this Appendix are well known and exist in standard literature, e.g., Ref. [75]. Because the intended audience of this paper is diverse and a number of considerations for the digitization of the scalar field are made with the following circuit construction in mind, it will be useful to explicitly describe the basic methods for applying unitary operators of the form $e^{i\theta\sigma^j\otimes\sigma^k\otimes\cdots}$ on NISQ-era quantum hardware capable of implementing z -axis rotations $e^{i\theta\sigma^z}$. For the Trotterized time evolution of a Pauli-decomposed Hamiltonian, there are two degrees of freedom needed to modify this operation: increasing the number of qubits in the exponentiated tensor product of Pauli operators and changing the z -axis rotation to x - or y -axis rotations. In order to increase the number of qubits in the tensor product, a string of CNOT operators on either side of a single-qubit rotation may be applied. This computes (and subsequently uncomputes) the parity of the qubit register down into the last qubit,

$$e^{i\theta\sigma^z\otimes\sigma^z\otimes\sigma^z\otimes\sigma^z} = \text{Circuit Diagram} \quad (F1)$$

To change the axis of rotation for any qubit, the following unitary transformations may be used:

$$[X] = [H][Z][H], \quad [Y] = [S^\dagger][H][Z][H][S] \quad (F2)$$

Because applying these transformations in the exponent is equivalent to applying them to the unitary operator itself, these basis-change operations can be implemented as multiplicative unitaries

$$e^{i\theta\sigma^x} = [H][e^{i\theta\sigma^z}][H], \quad e^{i\theta\sigma^y} = [S^\dagger][H][e^{i\theta\sigma^z}][H][S] \quad (F3)$$

Combining these two degrees of freedom, the exponent of any tensor product of Pauli operators can be created from the single-qubit z -axis rotation through use of a CNOT-distributed parity calculation and a change of Pauli bases at the beginning and end of the circuit,

$$e^{i\theta\sigma^x\otimes\sigma^y\otimes\sigma^x\otimes\sigma^z\otimes\sigma^y} = \text{Circuit Diagram} \quad (F4)$$

Before considering cancellations that usually occur when sequentially implementing operators for Trotterization in this way [76], these basic circuits lead to a CNOT contribution of $2(k-1)$ for the implementation of each unitary with a k -body Pauli operator in the exponent. This is the counting used for the resource estimates shown in Tables I–III.

APPENDIX G: LOWEST-LYING ENERGY EIGENVALUES

The ground-state and first excited-state energies of the systems studied in this work are given in Table IV.

APPENDIX H: NOISY SIMULATIONS

In this Appendix, we show that in a simple model of quantum noise (step 3 of Fig. 1) representative of near-term quantum hardware and using first-order Trotterized time evolution (step 2 of Fig. 1), simulation errors exceed the theoretical systematic errors of digitization (step 1 of Fig. 1). This identifies the simulation errors (steps 2 and 3) as the dominant source of uncertainty. This focuses future improvements on

bolstering the system against simulation errors to have the greatest impact on the exploration of scalar fields on near-term quantum devices.

The first quantity to examine in assessing the error landscape specific to the scalar field is the Schatten 1-norm of the time-evolution operator evolved to final time $T_f = 1$ as shown in Fig. 17. The system studied in this and the following figures is the one-site free scalar field digitized onto three qubits (the minimum number identified in the main text necessary to achieve $\sim 1\%$ errors on the low-energy eigenvalues). Referencing Fig. 2, the tuning of the JLP basis that places the calculation at the NS saturation point and thus optimizes the balance between field-space and momentum-space

TABLE IV. Values of the ground-state and first-excited-state energies for the one-site and two-site systems studied in this work. The eigenvalues of the one-site theory with $\lambda = 0$ and $m = 1$ (HO) are known exactly. All other ground-state values are displayed with a number of digits sufficient to produce the tuning and precision plots that appear in the main text.

System	Ground-state energy	First-excited-state energy
$0 + 1, \lambda = 0, m = 1$	$\frac{1}{2}$	$\frac{3}{2}$
$0 + 1, \lambda = 32, m = 1$	0.859 742 690 445 509 019 355 96	2.949 363 767 009 968 902 29
$0 + 1, \lambda = 1, \mu = 2$	-22.596 382 373 935 095 119 775 874	-22.596 382 373 935 095 118 634 895
$0 + 1, \lambda = 1, \mu = 5$	-933.966 134 532 634 985 047 797 739	-933.966 134 532 634 985 047 797 739
$1 + 1, \lambda = 32, m = 1$	2.124 233 123 438 790 185 081 206 39	4.141 788 964 874 434 527 967 370 80

representations of the wave function may be chosen leading to a field-space truncation of $\phi_{\max} = 3.0$. In Fig. 17, U_{true} is the exact, eight-dimensional, digitized propagator described in the qubit system after step 1 in Fig. 1. The Schatten 1-norm of this propagator with the Trotterized propagator U_{Trot} (after step 2 in Fig. 1) scales linearly with the Trotter step size δt and is degenerate in this figure with the minimum-error data defined by $\sigma_{\text{CNOT}} = 10^{-8}$. The noisy Trotterized propagator \tilde{U}_{Trot} (after step 3 in Fig. 1) deviates from this linear scaling at low values of δt where the errors of $T_f/\delta t$ noisy Trotter steps have accumulated, effectively smearing the evolution. This type of accumulation of fluctuations in gate implementations may be easily visualized in the single-qubit case where the uncertainty in the final quantum state eventually wraps around a significant portion of the Bloch sphere’s surface. For long evolution, the accumulation of these errors leads to a constant $\mathcal{O}(1)$ operator norm (as can be seen at $\delta t \sim 3 \times 10^{-3}$ with $\sigma_{\text{CNOT}} = 10^{-3}$). As the noise model implemented here is unitary, containing no effects of decoherence or amplitude damping modeling quantum decoherence of the qubit hardware, this saturation indicates that the system has surpassed a software coherence time, a limit encountered due to imperfect

gates (even if implemented on ideal qubits isolated from their environment). Of course, when the gate error rate is reduced, the software coherence time is increased and a longer circuit (smaller δt for a fixed $T_f = 1$) may be implemented before saturation of the propagator’s Schatten 1-norm with the ideal Trotterized propagator. It is a hardware-specific question for future investigation whether NISQ-era digital quantum simulations will be limited by hardware or software coherence times.

The noise model simulated in this Appendix is that of local unitary errors correlated with the presence of computational operations. For each m -qubit gate, an $SU(2)^{\otimes m}$ operator is applied before and after its application with Euler angles sampled from a normal distribution centered at zero with a standard deviation of σ_θ and σ_{CNOT} for $m = 1$ and $m = 2$, respectively. All operators with $m > 2$ are decomposed into one- and two-qubit gates as demonstrated in the main text before implementing this noise model. While this procedure neglects the possible nonunitary, non-Markovian, nonlocal quantum fluctuations that may plague the calculations implemented on NISQ-era hardware, examining its effects proves enlightening to the limitations imposed by even this simple form of quantum noise. Note that this formulation includes, and is more general than, the noise model used in the creation of Fig. 3, where Gaussian noise was implemented only on the phases applied in conjugate-momentum space. For the simulations of this Appendix, σ_{CNOT} is chosen to be one order of magnitude larger than σ_θ to express the dominance of two-qubit errors anticipated in the NISQ era. The error shown in Fig. 17 represent the standard deviation of the Schatten 1-norm propagated through sampling of the noisy, Trotterized time-evolution operator. While the Schatten 1-norm is a succinct distance measure to quantify the effects of Trotterization and successive noisy implementation of the time-evolution operator, it remains unclear, beyond perhaps placing loose bounds, how these errors propagate to physical observables likely to be extracted from the quantum calculation. To address quantities of direct relevance to the calculation results, two additional properties are examined: the ground-state persistence and the evolution of the expectation value of the field $\langle \phi \rangle(t)$. Figure 18 shows the decomposition of the time-evolved ground state across the $t = 0$ eigenbasis after a total evolution time of $T_f = 10$ as a function of the Trotter step size δt . The star-shaped points are noiseless Trotterizations of the digitized propagator (after step 2 in Fig. 1) and show that the ground state persists for sufficiently small δt as U_{Trot} becomes exact. When δt is sufficiently large, the ground-state persistence diminishes due to errors that are polynomial in δt

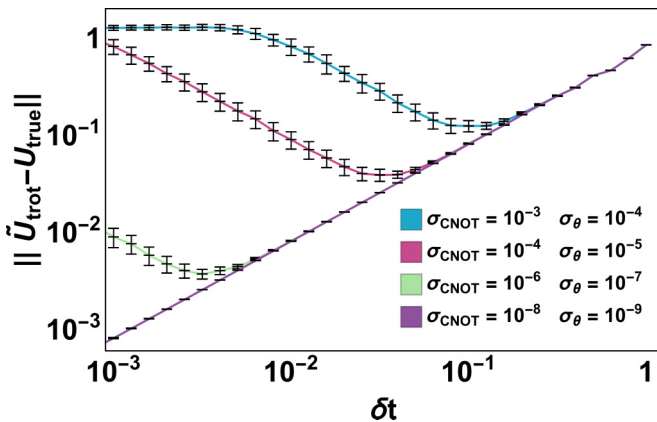


FIG. 17. Distance measure (Schatten 1-norm) between the noisily Trotterized and exactly digitized time-evolution operator (after steps 3 and 1 of Fig. 1, respectively) as a function of the Trotter step size δt for an integrated evolution time of $T_f = 1$. The noisy first-order Trotterized propagator \tilde{U}_{Trot} is implemented with sampled error rates on one- and two-qubit gates set by σ_θ and σ_{CNOT} , respectively. The digitization scheme is defined by $n_Q = 3$ and $\phi_{\max} = 3.0$. From right to left, the calculations deviate from the ideal result in the top-to-bottom order of the legend with the last calculation at $\sigma_{\text{CNOT}} = 10^{-8}$ maintaining visual agreement for the entire plotted domain.

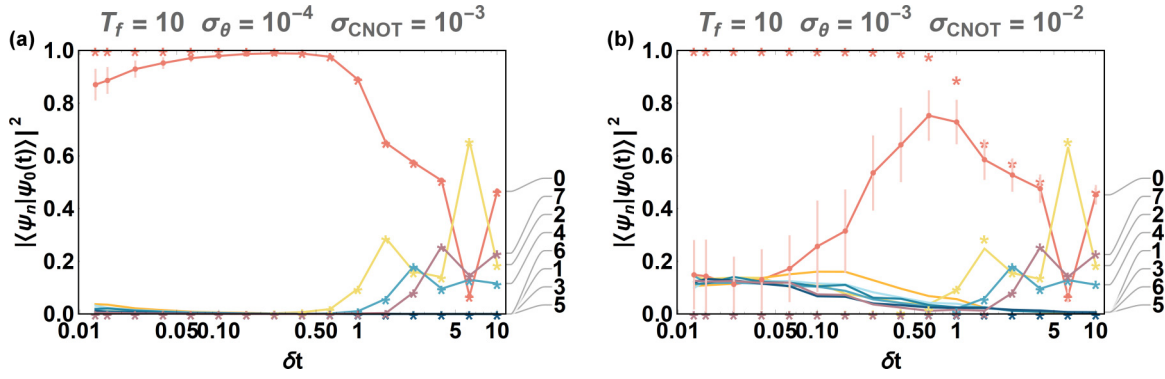


FIG. 18. Ground-state persistence of a one-site free scalar field propagated to time $T_f = 10$ that has been digitized with $n_Q = 3$ with $\bar{\phi}_{\max} = 3.0$ as a function of Trotter step size δt for two error rates. The star-shaped points are calculated from a first-order Trotterized propagator without quantum noise and become exact in the limit $\delta t \rightarrow 0$. Points joined by colored lines are sampled with the noise model described in the text at error rates of (a) $\sigma_{\text{CNOT}} = 10^{-3}$ and (b) $\sigma_{\text{CNOT}} = 10^{-2}$ and σ_θ one order of magnitude smaller in each case. Eigenvector indices n are indicated at the right of each panel.

affecting both the energies and eigenvalues of the Trotterized propagator. Moving through step 3 of Fig. 1, the joined points indicate that the ground-state persistence falls also at small δt where, as was the case with the Schatten 1-norm, noise in the propagator has accumulated. Figure 18(a) is calculated with $\sigma_{\text{CNOT}} = 10^{-3}$, while Fig. 18(b) is calculated with larger fluctuations in the gate errors, $\sigma_{\text{CNOT}} = 10^{-2}$. The notable difference in the ground-state persistence between these error rates (both being relevant to NISQ-era hardware) is that the former is capable, for specific but existing choice of δt , of retaining the ground-state content at the 1% level, while the latter is not capable of achieving this for any choice of δt . Note that matrix elements to eigenstates 1, 3, 5, and 6 are not excited in the Trotterization and remain of negligible excitation in the noisy Trotterization. This feature dramatically limits the Hilbert-space mixing available to the noisy evolution by effectively decoupling half of the Hilbert space. Even with this structural advantage, the persistence of low-energy eigenstates is seen to be a significant obstacle at noise levels expected in the NISQ era.

For studying the time dependence of the expectation value of the field $\langle \phi \rangle(t)$, we choose to initialize the system in a state $|\psi_i\rangle$ that is the ground state of the system rotated by one site in ϕ space. In this state, the expectation value of the field is $\langle \phi \rangle = 0.8567$, a value dictated dominantly by the ϕ -space lattice spacing $\delta_\phi = \frac{2\bar{\phi}_{\max}}{2^{n_Q}-1} = \frac{6}{7}$, with deviations due to the effects of the periodic boundary conditions. This state is in the low-energy sector of the Hilbert space, with the projections $|\langle \psi_n | \psi_i \rangle|^2$ into the lowest three eigenstates $n = 0, 1$, and 2 of 69%, 25%, and 5%. Consequently, this evolution is particularly sensitive to the mixing of low-energy eigenstates. The inaccuracies in the time evolution of $\langle \phi \rangle$ for the highest error rate of $\sigma_{\text{CNOT}} = 10^{-2}$ are substantial, as can be seen in Figs. 19(d) and 19(g). To isolate the noise in this observable (step 3 of Fig. 1), the deviation (light blue curves) between the full noisy expectation value (dark red curves) and that calculated from the noiseless Trotterized propagator [gold curve in Fig. 19(a)] is shown in Figs. 19(e)–19(g), with gate errors increasing from left to right. Figure 19 indicates that the errors stemming from step 3 alone result in $\mathcal{O}(1)$ deviations

for this observable with $\sigma_{\text{CNOT}} = 10^{-3}$. It is only when the error rate is decreased to $\sigma_{\text{CNOT}} = 10^{-4}$ and $\sigma_\theta = 10^{-5}$ that $\langle \phi \rangle$ can be determined with $\sim 10^{-2}$ precision with respect to the ideal Trotterization, as emphasized by the black dashed reference line in Figs. 19(e)–19(g). This level of precision is presently unavailable on NISQ-era hardware, indicating that non-negligible error mitigation is required for extracting observables in even small space-time volumes on quantum devices. This situation is expected to persist for an extended period.

We conclude that the digitization errors depicted in step 1 of Fig. 1 can be made a subdominant error source for NISQ-era applications through the tuning procedures described in the main text. The remaining simulation errors of the noisy implementation of a Trotterized time-evolution operator depicted in steps 2 and 3 of Fig. 1 are found, under reasonable assumptions, to be significant barriers to implementing even the smallest representation of scalar field theory. While higher-order Trotterizations that would reduce the error in step 2 are known, the implementation of these improved temporal digitizations can require a significantly increased number of quantum gates, necessarily increasing the error in step 3 of Fig. 1. The results of this Appendix emphasize that further study is needed in the directions of algorithmic improvements and error mitigation strategies before the errors of steps 2 and 3 can be systematically controlled in the same way as in the main text of this paper for the digitization step 1.

It is important to remember that the desired precision of a calculation need not be achieved with a single set of simulation parameters ($\delta t, \sigma_{\theta, \text{CNOT}}$, etc.). While properties of a single parameter set were analyzed here, it is also possible (and likely essential in the NISQ era) to implement a collection of biased or lower-precision calculations and extrapolate to the unbiased or zero-error limit. Such an extrapolation in the regime of two-qubit gate errors has been shown to be vital to digitally calculate, e.g., the deuteron binding energy [25] and the dynamics of pair production in the Schwinger model [26]. In this way, it is possible to achieve precision in an observable beyond the noise levels of available quantum

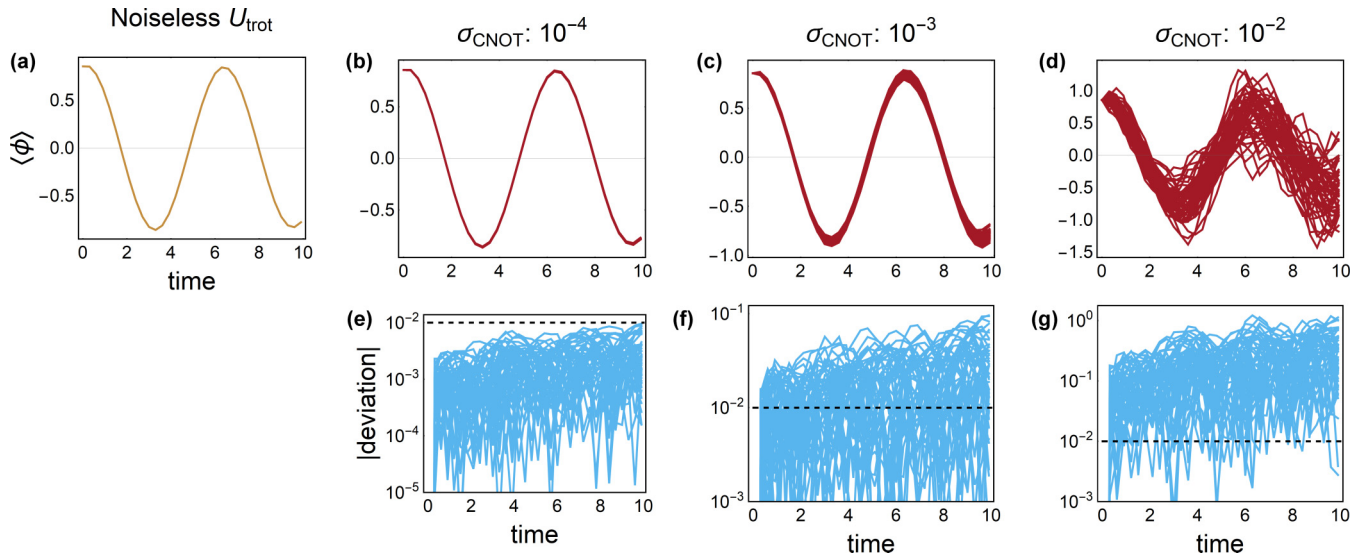


FIG. 19. Time evolution of the expectation value of the field operator for a state initialized to the ground state rotated by a single site in ϕ space. (a) The evolution (gold curve) is the noiseless first-order Trotterization (after step 2 in Fig. 1) with $\delta t = 0.3$. (b)–(d) The gate-error rate σ_{CNOT} increases to the right with σ_θ an order of magnitude smaller in each case. The deviation shown in (e)–(g) is with respect to the noiseless Trotterization and represents only the errors arising from step 3 of Fig. 1.

hardware. A thorough investigation for designing collections of quantum simulations ranging in computational expense allowing extrapolations of the effects of noise in NISQ-era devices is now, in the context of controllable digitization errors, a leading avenue for future algorithmic progress towards implementation of scalar fields on NISQ-era quantum

devices. Of course, such a program of planning the distributions of resources is not unique to quantum computation and has been essential in optimizing scientific productivity in high-performance (classical) computing projects, such as the lattice QCD production campaigns in high-energy and nuclear physics.

- [1] S. Lloyd, *Science* **273**, 1073 (1996).
- [2] G. Ortiz, J. E. Gubernatis, E. Knill, and R. Laflamme, *Phys. Rev. A* **64**, 022319 (2001).
- [3] R. Somma, G. Ortiz, J. E. Gubernatis, E. Knill, and R. Laflamme, *Phys. Rev. A* **65**, 042323 (2002).
- [4] T. Byrnes and Y. Yamamoto, *Phys. Rev. A* **73**, 022328 (2006).
- [5] E. Ovrum and M. Hjorth-Jensen, [arXiv:0705.1928](https://arxiv.org/abs/0705.1928).
- [6] S. P. Jordan, K. S. M. Lee, and J. Preskill, *Quantum Inf. Comput.* **14**, 1014 (2014).
- [7] S. P. Jordan, K. S. M. Lee, and J. Preskill, *Science* **336**, 1130 (2012).
- [8] S. P. Jordan, K. S. M. Lee, and J. Preskill, [arXiv:1404.7115](https://arxiv.org/abs/1404.7115).
- [9] S. P. Jordan, H. Krovi, K. S. M. Lee, and J. Preskill, *Quantum* **2**, 44 (2018).
- [10] E. Zohar, J. I. Cirac, and B. Reznik, *Phys. Rev. Lett.* **110**, 125304 (2013).
- [11] E. Zohar, J. I. Cirac, and B. Reznik, *Phys. Rev. Lett.* **109**, 125302 (2012).
- [12] D. Banerjee, M. Dalmonte, M. Müller, E. Rico, P. Stebler, U. J. Wiese, and P. Zoller, *Phys. Rev. Lett.* **109**, 175302 (2012).
- [13] D. Banerjee, M. Bögli, M. Dalmonte, E. Rico, P. Stebler, U. J. Wiese, and P. Zoller, *Phys. Rev. Lett.* **110**, 125303 (2013).
- [14] U.-J. Wiese, *Ann. Phys. (Berlin)* **525**, 777 (2013).
- [15] D. Marcos, P. Widmer, E. Rico, M. Hafezi, P. Rabl, U. J. Wiese, and P. Zoller, *Ann. Phys. (NY)* **351**, 634 (2014).
- [16] U.-J. Wiese, *Nucl. Phys. A* **931**, 246 (2014).
- [17] E. Zohar, A. Farace, B. Reznik, and J. I. Cirac, *Phys. Rev. A* **95**, 023604 (2017).
- [18] A. Bermudez, G. Aarts, and M. Müller, *Phys. Rev. X* **7**, 041012 (2017).
- [19] M. C. Banuls, K. Cichy, J. I. Cirac, K. Jansen, and S. Kuhn, *Phys. Rev. X* **7**, 041046 (2017).
- [20] D. B. Kaplan and J. R. Stryker, [arXiv:1806.08797](https://arxiv.org/abs/1806.08797).
- [21] J. Preskill, *Quantum* **2**, 79 (2018).
- [22] E. A. Martinez, C. A. Muschik, P. Schindler, D. Nigg, A. Erhard, M. Heyl, P. Hauke, M. Dalmonte, T. Monz, P. Zoller, and R. Blatt, *Nature (London)* **534**, 516 (2016).
- [23] P. J. J. O'Malley, R. Babbush, I. D. Kivlichan, J. Romero, J. R. McClean, R. Barends, J. Kelly, P. Roushan, A. Tranter, N. Ding *et al.*, *Phys. Rev. X* **6**, 031007 (2016).
- [24] A. Kandala, A. Mezzacapo, K. Temme, M. Takita, M. Brink, J. M. Chow, and J. M. Gambetta, *Nature (London)* **549**, 242 (2017).
- [25] E. F. Dumitrescu, A. J. McCaskey, G. Hagen, G. R. Jansen, T. D. Morris, T. Papenbrock, R. C. Pooser, D. J. Dean, and P. Lougovski, *Phys. Rev. Lett.* **120**, 210501 (2018).
- [26] N. Klco, E. F. Dumitrescu, A. J. McCaskey, T. D. Morris, R. C. Pooser, M. Sanz, E. Solano, P. Lougovski, and M. J. Savage, *Phys. Rev. A* **98**, 032331 (2018).
- [27] C. Hempel, C. Maier, J. Romero, J. McClean, T. Monz, H. Shen, P. Jurcevic, B. P. Lanyon, P. Love, R. Babbush *et al.*, *Phys. Rev. X* **8**, 031022 (2018).
- [28] L. García-Álvarez, J. Casanova, A. Mezzacapo, I. L. Egusquiza, L. Lamata, G. Romero, and E. Solano, *Phys. Rev. Lett.* **114**, 070502 (2015).

- [29] A. Bazavov, Y. Meurice, S.-W. Tsai, J. Unmuth-Yockey, and J. Zhang, *Phys. Rev. D* **92**, 076003 (2015).
- [30] E. Zohar, J. I. Cirac, and B. Reznik, *Rep. Prog. Phys.* **79**, 014401 (2016).
- [31] T. Pichler, M. Dalmonte, E. Rico, P. Zoller, and S. Montangero, *Phys. Rev. X* **6**, 011023 (2016).
- [32] A. H. Moosavian and S. Jordan, *Phys. Rev. A* **98**, 012332 (2018).
- [33] D. Gonzalez-Cuadra, E. Zohar, and J. I. Cirac, *New J. Phys.* **19**, 063038 (2017).
- [34] A. Macridin, P. Spentzouris, J. Amundson, and R. Harnik, *Phys. Rev. Lett.* **121**, 110504 (2018).
- [35] J. Zhang, J. Unmuth-Yockey, A. Bazavov, S. W. Tsai, and Y. Meurice, *Phys. Rev. Lett.* **121**, 223201 (2018).
- [36] A. Macridin, P. Spentzouris, J. Amundson, and R. Harnik, *Phys. Rev. A* **98**, 042312 (2018).
- [37] J. Bender, E. Zohar, A. Farace, and J. I. Cirac, *New J. Phys.* **20**, 093001 (2018).
- [38] E. Zohar and J. I. Cirac, *Phys. Rev. B* **98**, 075119 (2018).
- [39] E. Zohar, *Tensor Network and Entanglement, Florence*, 2018 (unpublished).
- [40] R. Jefferson and R. C. Myers, *J. High Energy Phys.* **10** (2017) 107.
- [41] J. Alsup, E. Papantonopoulos, G. Siopsis, and K. Yeter, *Phys. Rev. D* **93**, 105045 (2016).
- [42] K. Yeter-Aydeniz and G. Siopsis, *Phys. Rev. D* **97**, 036004 (2018).
- [43] K. Marshall, R. Pooser, G. Siopsis, and C. Weedbrook, *Phys. Rev. A* **92**, 063825 (2015).
- [44] K. Bradler, T. Kalajdzievski, G. Siopsis, and C. Weedbrook, [arXiv:1607.05916](https://arxiv.org/abs/1607.05916).
- [45] C. Muschik, M. Heyl, E. Martinez, T. Monz, P. Schindler, B. Vogell, M. Dalmonte, P. Hauke, R. Blatt, and P. Zoller, *New J. Phys.* **19**, 103020 (2017).
- [46] C. Lin, F. H. Zong, and D. M. Ceperley, *Phys. Rev. E* **64**, 016702 (2001).
- [47] C. T. Sachrajda and G. Villadoro, *Phys. Lett. B* **609**, 73 (2005).
- [48] P. F. Bedaque, *Phys. Lett. B* **593**, 82 (2004).
- [49] R. A. Briceno, Z. Davoudi, T. C. Luu, and M. J. Savage, *Phys. Rev. D* **89**, 074509 (2014).
- [50] R. D. Somma, *Quantum Inf. Comput.* **16**, 1125 (2016).
- [51] D. Wecker, B. Bauer, B. K. Clark, M. B. Hastings, and M. Troyer, *Phys. Rev. A* **90**, 022305 (2014).
- [52] M. Reiher, N. Wiebe, K. M. Svore, D. Wecker, and M. Troyer, *Proc. Natl. Acad. Sci. USA* **114**, 7555 (2017).
- [53] D. Poulin, M. B. Hastings, D. Wecker, N. Wiebe, A. C. Doberty, and M. Troyer, *Quantum Inf. Comput.* **15**, 361 (2015).
- [54] R. Babbush, J. McClean, D. Wecker, A. Aspuru-Guzik, and N. Wiebe, *Phys. Rev. A* **91**, 022311 (2015).
- [55] G. Hao Low and I. L. Chuang, [arXiv:1610.06546](https://arxiv.org/abs/1610.06546).
- [56] A. Bulgac, J. E. Drut, and P. Magierski, *Phys. Rev. A* **78**, 023625 (2008).
- [57] M. G. Endres, D. B. Kaplan, J.-W. Lee, and A. N. Nicholson, *Phys. Rev. A* **87**, 023615 (2013).
- [58] K. Symanzik, *Nucl. Phys. B* **226**, 187 (1983).
- [59] K. Symanzik, *Nucl. Phys. B* **226**, 205 (1983).
- [60] B. Shekholeslami and R. Wohlert, *Nucl. Phys. B* **259**, 572 (1985).
- [61] M. Lüscher, *Commun. Math. Phys.* **104**, 177 (1986).
- [62] M. Lüscher, *Commun. Math. Phys.* **105**, 153 (1986).
- [63] M. Lüscher, *Nucl. Phys. B* **354**, 531 (1991).
- [64] Y. Meurice, *Phys. Rev. Lett.* **88**, 141601 (2002).
- [65] B. Kessler, L. Li, and Y. Meurice, *Phys. Rev. D* **69**, 045014 (2004).
- [66] S. Weinberg, *Physica A* **96**, 327 (1979).
- [67] M. Luscher, S. Sint, R. Sommer, and P. Weisz, *Nucl. Phys. B* **478**, 365 (1996).
- [68] J. R. McClean, J. Romero, R. Babbush, and A. Aspuru-Guzik, *New J. Phys.* **18**, 023023 (2016).
- [69] J. Kelly, R. Barends, A. G. Fowler, A. Megrant, E. Jeffrey, T. C. White, D. Sank, J. Y. Mutus, B. Campbell, Y. Chen *et al.*, *Nature (London)* **519**, 66 (2015).
- [70] Y. Tomita and K. M. Svore, *Phys. Rev. A* **90**, 062320 (2014).
- [71] D. Nigg, M. Müller, E. A. Martinez, P. Schindler, M. Hennrich, T. Monz, M. A. Martin-Delgado, and R. Blatt, *Science* **345**, 302 (2014).
- [72] R. Chao and B. W. Reichardt, *npj Quantum Inf.* **4**, 42 (2018).
- [73] C. J. Trout, M. Li, M. Gutiérrez, Y. Wu, S.-T. Wang, L. Duan, and K. R. Brown, *New J. Phys.* **20**, 043038 (2018).
- [74] J. R. Wootton, A. Peter, J. R. Winkler, and D. Loss, *Phys. Rev. A* **96**, 032338 (2017).
- [75] M. A. Nielsen and I. L. Chuang, *Quantum Computation and Quantum Information: 10th Anniversary Edition* (Cambridge University Press, Cambridge, 2011).
- [76] M. B. Hastings, D. Wecker, B. Bauer, and M. Troyer, *Quantum Inf. Comput.* **15**, 1 (2015).
- [77] P. Selinger, *Quantum Inf. Comput.* **15**, 159 (2015).
- [78] N. J. Ross and P. Selinger, *Quantum Inf. Comput.* **16**, 901 (2016).
- [79] V. Kliuchnikov, D. Maslov, and M. Mosca, *Quantum Inf. Comput.* **13**, 607 (2013).
- [80] S. L. Glashow, *Nucl. Phys.* **22**, 579 (1961).
- [81] S. Weinberg, *Phys. Rev. Lett.* **19**, 1264 (1967).
- [82] A. Salam, *Conf. Proc. C680519*, 367 (1968).
- [83] P. W. Higgs, *Phys. Rev. Lett.* **13**, 508 (1964).
- [84] F. Englert and R. Brout, *Phys. Rev. Lett.* **13**, 321 (1964).
- [85] G. Aad *et al.* (ATLAS Collaboration), *Phys. Lett. B* **716**, 1 (2012).
- [86] S. Chatrchyan *et al.* (CMS Collaboration), *Phys. Lett. B* **716**, 30 (2012).
- [87] K. Yeter-Aydeniz, E. F. Dumitrescu, A. J. McCaskey, R. S. Bennink, R. C. Pooser, and G. Siopsis, *Phys. Rev. A* **99**, 032306 (2019).
- [88] P. Jordan and E. Wigner, *Z. Phys.* **47**, 631 (1928).
- [89] S. B. Bravyi and A. Y. Kitaev, *Ann. Phys. (NY)* **298**, 210 (2002).
- [90] V. Havlíček, M. Troyer, and J. D. Whitfield, *Phys. Rev. A* **95**, 032332 (2017).
- [91] J. R. McClean, R. Babbush, P. J. Love, and A. Aspuru-Guzik, *J. Phys. Chem. Lett.* **5**, 4368 (2014).
- [92] R. Babbush, N. Wiebe, J. McClean, J. McClain, H. Neven, and G. K.-L. Chan, *Phys. Rev. X* **8**, 011044 (2018).
- [93] I. D. Kivlichan, J. McClean, N. Wiebe, C. Gidney, A. Aspuru-Guzik, G. K.-L. Chan, and R. Babbush, *Phys. Rev. Lett.* **120**, 110501 (2018).
- [94] L. Cincio, Y. Subaşı, A. T. Sornborger, and P. J. Coles, *New J. Phys.* **20**, 113022 (2018).
- [95] J. M. Arrazola, T. R. Bromley, J. Izaac, C. R. Myers, K. Brádler, and N. Killoran, *Quantum Sci. Technol.* **4**, 024004 (2019).