

Vortex structures in rotating Bose-Einstein condensates

S. I. Matveenko,^{1,2} D. Kovrizhin,³ S. Ouvry,² and G. V. Shlyapnikov^{2,4}

¹*L.D. Landau Institute for Theoretical Physics, Kosygina Str. 2, 119334 Moscow, Russia*

²*Laboratoire de Physique Théorique et Modèles Statistiques, Université Paris Sud–CNRS, 91405 Orsay, France*

³*Theoretical Physics, Oxford University, 1 Keble Road, OX1 3NP Oxford, United Kingdom*

⁴*Van der Waals-Zeeman Institute, University of Amsterdam, Valckenierstraat 65/67, 1018 XE Amsterdam, The Netherlands*

(Received 22 September 2009; published 10 December 2009)

We present an analytical solution for the vortex lattice in a rapidly rotating trapped Bose-Einstein condensate in the lowest Landau level and discuss deviations from the Thomas-Fermi density profile. This solution is exact in the limit of a large number of vortices and is obtained for the cases of circularly symmetric and narrow channel geometries. The latter is realized when the trapping frequencies in the plane perpendicular to the rotation axis are different from each other and the rotation frequency is equal to the smallest of them. This leads to the cancellation of the trapping potential in the direction of the weaker confinement and makes the system infinitely elongated in this direction. For this case we calculate the phase diagram as a function of the interaction strength and rotation frequency and identify the order of quantum phase transitions between the states with a different number of vortex rows.

DOI: [10.1103/PhysRevA.80.063621](https://doi.org/10.1103/PhysRevA.80.063621)

PACS number(s): 03.75.Lm, 05.30.Jp, 73.43.Nq

I. INTRODUCTION

Rapidly rotating Bose-condensed gases constitute a class of many-body systems where the ground-state properties are governed by a collective behavior of nucleated vortices [1,2]. A harmonically trapped dilute Bose-Einstein condensate (BEC) strongly confined in the z direction, is essentially two-dimensional in the (x, y) plane. When the rotation frequency along the z axis becomes close to the trapping frequencies in the x and y directions, the BEC gas can be described as a system of interacting bosons in the lowest Landau level. The single-particle Hamiltonian is similar to that of a charged particle in a strong magnetic field, and the regime of fast rotation of neutral bosons presents an analogy with quantum Hall effect. Due to the presence of remaining harmonic trapping, the lowest Landau level (LLL) is not degenerate. However, analytic properties of the LLL wave functions generate an effective long-range interaction between the bosons, which results in an interesting physics.

If the rotation frequency is not very close to the trap frequency, then the number of vortices is much smaller than the number of particles. Under these conditions the system is in the so-called mean-field quantum Hall regime and can be described by a macroscopic wave function $\Psi(\mathbf{r})$ in the lowest Landau level. In this limit the vortices generically arrange themselves in a lattice. An increase in the rotation frequency increases the number of vortices and eventually it becomes comparable with the number of particles. This leads to melting of the vortex lattice and to the appearance of strongly correlated states [1,2]. The “mean-field quantum Hall regime” for trapped bosons has been introduced by Ho [3] and studied in a number of papers where the vortex lattice structures have been obtained numerically in the case of a circularly symmetric trapping potential [4–7].

In this paper we consider a rotating BEC in the lowest Landau level in the mean-field regime and obtain an analytical solution for the vortex lattice of the harmonically trapped symmetric two-dimensional (2D) gas. This solution is exact

in the limit of a large number of vortices, and we discuss deviations from the Thomas-Fermi density profile. We then turn to the case of the “narrow channel” geometry, which is realized when the confining frequencies in the x and y directions are different, and the rotation frequency is equal to the smallest of them. Then, in the rotating frame, the gas becomes extremely elongated in the direction of the smaller frequency, as has been demonstrated in the ENS experiment with thermal bosons [8]. This is an extreme case of a rapidly rotating 2D gas in an asymmetric harmonic potential, discussed in relation to the density profile of the gas and the density of vortices in Ref. [9]. Some vortex structures of the asymmetric rapidly rotating BEC have been discussed and calculated in Refs. [10–13]. In the narrow channel geometry, the excitation spectrum of a weakly interacting BEC without vortices exhibits a “roton-maxon” structure [14]. The phase transition to the state with a vortex row occurs when the roton energy reaches zero under an increase in the rotation frequency or in the strength of interaction between the bosons. A further increase of these quantities increases the number of vortex rows through a set of quantum phase transitions [14,15]. We classify these transitions and find an analytical solution for the vortex lattice in the narrow channel, which is exact in the limit of a large number of vortex rows.

II. GROSS-PITAEVSKII EQUATION IN THE LOWEST LANDAU LEVEL: SOLUTION FOR A SYMMETRIC HARMONIC POTENTIAL

Consider a system of bosonic neutral atoms strongly confined in the z direction by an external trapping potential with frequency ω_z such that the bosons are in the ground state of the ω_z harmonic well and become essentially two-dimensional in the (x, y) plane. The bosons are confined in this plane by a harmonic trapping potential $V(\mathbf{r})$, with $\mathbf{r}=\{x, y\}$, and the trap is rotating around the z axis with frequency Ω . In the mean-field quantum Hall limit, we assume to zero order that all particles are in the same macroscopic

quantum state described by the wave function $\psi(\mathbf{r})$. In the rotating frame the Gross-Pitaevskii equation for $\psi(\mathbf{r})$ reads,

$$\frac{\hat{\mathbf{p}}^2}{2m}\psi + g|\psi|^2\psi + V(\mathbf{r})\psi - \Omega\hat{L}_z\psi = \mu\psi, \quad (1)$$

where $\hat{\mathbf{p}}$ is the momentum operator, m is the particle mass, \hat{L}_z is the operator of the orbital angular momentum, μ is the chemical potential, and ψ is normalized to the total number of particles N . Equation (1) is obtained for a short-range interaction between particles, and the 2D coupling constant g can be expressed through the three-dimensional (3D) scattering length a_s . If the harmonic oscillator length in the z direction, $l_z = \sqrt{\hbar/m\omega_z}$, is much larger than $|a_s|$ and the characteristic radius of interparticle interaction, then we have [16],

$$g = \frac{2\sqrt{2}\pi\hbar^2 a_s}{ml_z}. \quad (2)$$

We will study Eq. (1) projected onto the lowest Landau level. A general procedure of obtaining the projected equation is described in the Appendix, and here we outline the method.

The single-particle Hamiltonian for rotating neutral atoms is equivalent to the Hamiltonian of a charged particle in a uniform magnetic field B along the z axis. The field is such that half the cyclotron frequency $\omega_c = B/2m$ (in units of charge divided by the light velocity) is identified with the rotation frequency Ω , and the vector potential in the symmetric gauge is $\mathbf{A} = [\mathbf{B} \times \mathbf{r}]/2 = m[\boldsymbol{\Omega} \times \mathbf{r}]$. In the case of a symmetric external harmonic potential $V(r) = m\omega^2 r^2/2$ the single-particle Hamiltonian reads,

$$H = \frac{\hat{\mathbf{p}}^2}{2m} - \Omega\hat{L}_z + \frac{1}{2}m\omega^2 r^2 = \frac{1}{2m}(\hat{\mathbf{p}} - e\mathbf{A}/c)^2 + \frac{1}{2}m(\omega^2 - \Omega^2)r^2. \quad (3)$$

At the critical rotation frequency $\Omega = \omega$ the residual confining potential vanishes, and the harmonic oscillator length $l = (\hbar/m\omega)^{1/2}$ of the initial trapping potential $V(r)$ coincides with the ‘‘magnetic length’’ $(\hbar/m\Omega)^{1/2}$. One then has an ‘‘infinite plane’’ geometry actively studied with respect to the ground state of interacting bosons [17–21].

Below the critical rotation frequency, $\Omega < \omega$ and $(\omega - \Omega) \ll \Omega$, the energy eigenstates are associated with the Landau levels of a charged particle in the uniform magnetic field, and the presence of the residual confining potential lifts the LLL degeneracy. A complete set of LLL eigenfunctions is given by

$$\Psi_n(z, \bar{z}) = \frac{z^n}{l\sqrt{\pi n!}} \exp\left[-\frac{z\bar{z}}{2}\right], \quad (4)$$

with $z, \bar{z} = (x \pm iy)/l$, and n being a non-negative integer. An arbitrary function in the LLL can be written as a linear superposition of the LLL eigenstates and represented in the form,

$$\Psi(z, \bar{z}) = \frac{f(z)}{l} \exp\left[-\frac{z\bar{z}}{2}\right], \quad (5)$$

where $f(z)$ is an analytic function of z . The projection operator onto the LLL is written as

$$\hat{P} = \sum_n |n\rangle\langle n|, \quad (6)$$

where $\langle z|n\rangle = \Psi_n(z, \bar{z})$ is given by Eq. (4). Acting with the operator \hat{P} on an arbitrary function $\phi(z, \bar{z}) = [f(z, \bar{z})/l]\exp(-z\bar{z}/2)$ one obtains,

$$\begin{aligned} \hat{P}\phi(z, \bar{z}) &= \sum_{n=0}^{\infty} \int \Psi_n(z, \bar{z})\Psi_n^*(z', \bar{z}')\phi(z', \bar{z}')dz'd\bar{z}' \\ &= [\tilde{f}(z)/l]\exp(-z\bar{z}/2), \end{aligned} \quad (7)$$

with $dz'd\bar{z}' = dx'dy'/l^2$, and an analytic function $\tilde{f}(z)$ which is given by

$$\tilde{f}(z) = \frac{1}{\pi} \int dz'd\bar{z}' f(z', \bar{z}') \exp(z\bar{z}' - z'\bar{z}). \quad (8)$$

This formalism was introduced by Bargmann [22] and developed by Girvin and Jach [23] in relation to quantum Hall physics.

In the case of interacting bosons one can still project the many-body Hamiltonian onto the lowest Landau level provided that the interactions are much smaller than the cyclotron gap, i.e., $n_{2D}g \ll 2\hbar\Omega$, where n_{2D} is the two-dimensional particle density [1,2]. Acting with the LLL projector \hat{P} onto the Gross-Pitaevskii equation (1) results in the projected equation (see Refs. [5,12] and Appendix),

$$\begin{aligned} \hbar(\omega - \Omega)z\partial_z f(z) + \frac{Ng}{\pi l^2} \int dz'd\bar{z}' |f(z')|^2 f(z') \exp(z\bar{z}' - 2z'\bar{z}') \\ = \tilde{\mu}f(z), \end{aligned} \quad (9)$$

where $\tilde{\mu} = \mu - \hbar\omega$, and the function $[f(z)/l]\exp(-z\bar{z}/2)$ is normalized to unity. Equation (9) has a simple solution

$$f_n(z) = \frac{z^n}{\sqrt{\pi n!}}, \quad (10)$$

which corresponds to the chemical potential and energy per particle given by

$$\mu_n = \hbar(\omega - \Omega)n + \frac{Ng}{2\pi l^2} \frac{(2n)!}{(n!)^2 2^{2n}}, \quad (11)$$

$$\frac{E_n}{N} = \hbar(\omega - \Omega)n + \frac{Ng}{4\pi l^2} \frac{(2n)!}{(n!)^2 2^{2n}}. \quad (12)$$

For $n=0$, Eq. (12) describes the ground state without vortices, and for $n \neq 0$ it gives excited states with a (multi-charged) vortex at the origin. The LLL approximation is valid when $E_n \ll \hbar\omega N$. The spectrum E_n Eq. (12) has a roton shape with a local minimum at a certain value of n . In the limit of large n we have $n! \approx \sqrt{2\pi n}(n/e)^n$, and Eq. (12) is reduced to

$$\frac{E_n}{N} = \hbar(\omega - \Omega)n + \frac{Ng}{4\pi l^2} \frac{1}{\sqrt{\pi n}}. \quad (13)$$

The local energy minimum is obtained for

$$n = n_0 = \frac{1}{4\pi} \left(\frac{Ng}{\hbar(\omega - \Omega)} \right)^{2/3}, \quad (14)$$

and from Eq. (13) we find

$$\frac{E_{n_0}}{N} = \frac{3}{4\pi} \left(\frac{Ng}{l^2} \right)^{2/3} [\hbar(\omega - \Omega)]^{1/3}. \quad (15)$$

The giant vortex state at $n = n_0$ has a higher energy than the single vortex ($E_{n_0} > E_1$ for all g, Ω). It is a metastable state and it can have a relatively long lifetime. One can think of creating this state in dynamical studies and identifying it through the measurement of the density profile [24]. The giant vortex state becomes the ground state and can be observed in a system with an anharmonic trap [25].

For $Ng/l^2 \gg \hbar(\omega - \Omega)$ the ground state represents a vortex lattice. At the critical rotation frequency $\Omega = \omega$, one finds an exact solution describing this lattice. Consider the function

$$f_0(z) = \frac{(2v)^{1/4}}{\sqrt{S}} \vartheta_1(\pi z/b_1, \tau) \exp(\pi z^2/2v_c), \quad (16)$$

where S is the surface area, and ϑ_1 is the Jacobi theta function [26] given by

$$\vartheta_1(\zeta, \tau) = \frac{1}{i} \sum_{n=-\infty}^{\infty} (-1)^n \exp\{i\pi\tau(n + 1/2)^2 + 2i\zeta(n + 1/2)\}. \quad (17)$$

Real (u) and imaginary (v) parts of the quasiperiod $\tau = u + iv$ will be fixed below. Note that for $\Omega \rightarrow \omega$ we have $S \rightarrow \infty$ and $N \rightarrow \infty$, so that the condensate density N/S remains finite. The Jacobi theta functions are analytic in the complex plane and have zeros at the points $\zeta = n\pi + m\pi\tau$, where n, m are integers. The function $f_0(z)$ vanishes at the lattice sites $nb_1 + mb_2$, with $b_2 = b_1\tau$. These points correspond to the vortex locations. The parameter b_1 can always be chosen real so that the area of the unit cell is $v_c = b_1^2 v$. Using the property of the Theta function,

$$|\vartheta_1(\pi z/b_1, \tau)| = G(x, y) \exp\left[\frac{\pi y^2}{v_c}\right],$$

where $0 \leq G(x, y) \leq \vartheta_2(0, \tau)$ is a periodic oscillating function, so that the envelope $|\overline{f_0(z)}|$ is polar symmetric

$$|\overline{f_0(z)}| \sim \exp\left[\frac{\pi(x^2 + y^2)}{2v_c}\right]. \quad (18)$$

For any lattice with a fixed elementary cell area one has $v_c = \pi$, and the normalization coefficient in Eq. (16) is chosen such that the function $[f_0(z)/l] \exp(-z\bar{z}/2)$ is normalized to unity. The function $f_0(z)$ is an exact solution of Eq. (9) for $\omega = \Omega$. It has a constant envelope and a periodic vortex structure. The minimum energy is obtained for the triangular lattice, where $\tau = \exp 2\pi i/3$, $v = \sqrt{3}/2$, and $b_1^2 = 2\pi/\sqrt{3}$. The chemical potential is then given by

$$\mu = \frac{\alpha Ng}{l^2},$$

with $\alpha = (3^{1/4}/2) \sum_{b,c} (-1)^{mp} \exp\{-\pi^2(b^2 + c^2)/4b_1^2\} = 1.1596$, and $b = 2m, c = 2p$ being even integers.

In the case of $\omega > \Omega$, a general solution of Eq. (9) can be represented as

$$f(z) = (2v)^{1/4} \sum_{n=-\infty}^{\infty} (-1)^n \hat{g}(a) \bar{q}^{a^2} \exp\left[\frac{i\pi}{b_1} az + \frac{z^2}{2}\right], \quad (19)$$

where $a = 2n + 1$ are odd integers, $\bar{q} = \exp[i\pi\tau/4]$, and $\hat{g}(a)$ is a differential operator acting on a . For $\hat{g}(a) \equiv 1$ one recovers the solution (16). Substituting the trial function (19) into Eq. (9) for a triangularlike lattice (the lattice that becomes exactly triangular for $\omega = \Omega$) we obtain

$$\left\{ (\mu^* - \hat{A}^\dagger \hat{A}) \hat{g}(a) - \frac{3^{1/4} \beta}{\sqrt{2}} \sum_{b,c} \hat{g}(a - b) \times \hat{g}(a - c) \overline{\hat{g}(a - b - c)} \exp\left[-\frac{\pi^2}{4b_1^2}(b^2 + c^2)\right] (-1)^{mp} \right\} \times \bar{q}^{a^2} \exp\left[\frac{i\pi}{b_1} az\right] = 0. \quad (20)$$

Here $\beta = Ng/[l^2 \hbar(\omega - \Omega)]$, $\mu^* = \tilde{\mu}/\hbar(\omega - \Omega)$, and we introduced the operators

$$\hat{A}, \hat{A}^\dagger = \frac{\pi}{2b_1} a \pm \frac{b_1}{\pi} \frac{\partial}{\partial a}.$$

For large β we have $\mu^* \gg 1$ and an approximate solution for $\hat{g}(a)$, which describes the vortex structure with a high accuracy, turns out to be

$$\hat{g}(a) = \frac{1}{\sqrt{\alpha\beta}} \sqrt{R^2 - \hat{A}^\dagger \hat{A}} \Theta(R^2 - \hat{A}^\dagger \hat{A}), \quad (21)$$

where Θ is the Heaviside theta function, $R = \sqrt{\mu^*}$, and we will see below that it is the radius of the condensate cloud in units of l . Substituting the solution (21) into Eq. (19) we obtain after some algebra,

$$f(z) = \frac{(2v)^{1/4}}{\sqrt{\alpha\beta}} \sum_{n=-\infty}^{\infty} \sum_{k=0}^{[R^2]} (-1)^{[n(n-1)/2]} \sqrt{R^2 - k} \frac{(iz)^k}{2^{k/2} k!} \times H_k\left(\sqrt{\frac{\pi v}{2}}(2n + 1)\right) \exp\{-\pi v(2n + 1)^2/4\}, \quad (22)$$

where $H_k(w)$ are Hermite polynomials.

Equation (21) is obtained taking into account that the leading contribution to the sum over b and c in Eq. (20) comes from small values of m and p , since already the contributions of terms with $|m| \geq 2$ or $|p| \geq 2$ are exponentially small. Provided that the dependence $\hat{g}(a)$ is smooth, which is the case for large R , we may consider large a and omit b and c in the arguments of the \hat{g} operators in Eq. (20). This immediately gives Eq. (21). From the condition that the function $[f(z)/l] \exp(-z\bar{z})$ is normalized to unity we find a relation

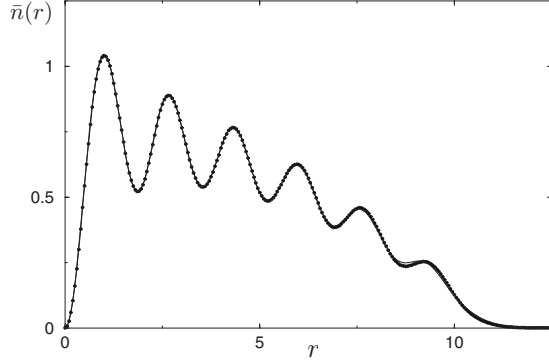


FIG. 1. Angular-averaged density $\bar{n}(r)$ in units of n_{2D} versus r (in units of l) for $R=11$. The solid curve shows the result of Eq. (23), and filled circles the results of the variational calculation (see text).

$R=(2\alpha\beta/\pi)^{1/4}$, in agreement with Refs. [5,12,27,28].

For the angular-averaged particle density, i.e., the density averaged over the azimuthal angle φ ($z=r \exp i\varphi$) we then have

$$\begin{aligned} \bar{n}(r) &= N \int |\psi(z, \bar{z})|^2 \frac{d\varphi}{2\pi} \\ &= \bar{n}_{2D} (2\nu)^{1/2} \sum_{k=0}^{[R^2]} \sum_{n,m=-\infty}^{\infty} \left(1 - \frac{k}{R^2}\right) (-1)^{\lfloor [n(n-1)+m(m-1)]/2 \rfloor} \\ &\quad \times \frac{r^{2k}}{2^k (k!)^2} H_k \left(\sqrt{\frac{\pi\nu}{2}} (2n+1) \right) H_k \left(\sqrt{\frac{\pi\nu}{2}} (2m+1) \right) \\ &\quad \times \exp\{-\pi\nu(2n+1)^2/4 - \pi\nu(2m+1)^2/4\} \exp(-r^2), \end{aligned} \quad (23)$$

where $\bar{n}_{2D}=2N/\pi l^2 R^2$ is a characteristic 2D density in the central part of the cloud. The angular-averaged density calculated from Eq. (23) for $R=11$ is shown in Fig. 1. In the entire region of r it coincides with the numerical result obtained by expanding the condensate wave function in terms of the single-particle LLL states [Eq. (4)] and using a variational approach for finding the coefficients of the expansion. This demonstrates a very high accuracy of our analytic solution. The structure of the vortex lattice for $R=11$ is shown in Fig. 2.

The angular-averaged density represents oscillations on a length scale of the magnetic length l , on top of a slowly varying envelope. Averaging the density over the oscillations, that is averaging $\bar{n}(r)$ [or just the density $n(\mathbf{r})$] over a distance scale much larger than l , gives the coarse grained density,

$$\begin{aligned} \bar{n}_{cg}(x,y) &= \frac{1}{\mathcal{L}^2} \int_0^{\mathcal{L}} d\delta x \int_0^{\mathcal{L}} d\delta y n(x+\delta x, y+\delta y) \\ &\propto |f(z+\delta z)|^2 \exp[-(z+\delta z)(\bar{z}+\delta\bar{z})], \end{aligned} \quad (24)$$

where $R \gg \mathcal{L} \gg 1$. Using the function $f(z)$ of Eq. (19) we have

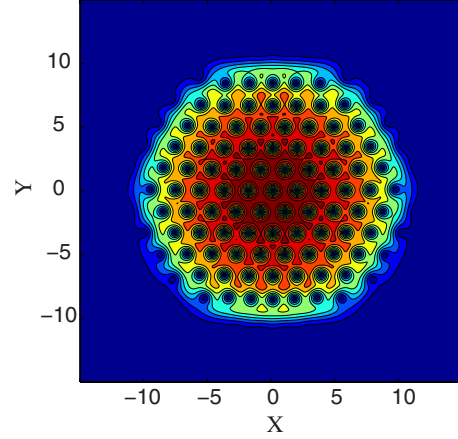


FIG. 2. (Color online) Condensate wave function $|\psi(x,y)|^2$ for $R=11$. Coordinates x (horizontal line) and y (vertical line) are given in units of l .

$$\begin{aligned} n_{cg}(x,y) &\propto \frac{1}{\mathcal{L}^2} \int_0^{\mathcal{L}} d\delta x \int_0^{\mathcal{L}} d\delta y \sum_{n,m=-\infty}^{\infty} (-1)^{n+m} \hat{g}(a_n) \overline{\hat{g}(a_m)} \\ &\quad \times \exp\left\{ \frac{i\pi\tau a_n^2}{4} - \frac{i\pi\tau^* a_m^2}{4} + \frac{i\pi}{b_1} (x+\delta x)(a_n - a_m) \right. \\ &\quad \left. - \frac{\pi}{b_1} (y+\delta y)(a_n + a_m) - 2(y+\delta y)^2 \right\}, \end{aligned} \quad (25)$$

with $a_n=(2n+1)$, and $a_m=(2m+1)$. Integration over $d\delta x$ gives $n=m$ and transforms the y -dependent part of Eq. (25) to

$$\frac{1}{\mathcal{L}} \int d\delta y \sum_{n=-\infty}^{\infty} \exp\left\{ - \left[\sqrt{2}(y+\delta y) + \frac{\pi(2n+1)}{\sqrt{2}b_1} \right]^2 \right\}.$$

One then clearly sees that the integration over $d\delta y/\mathcal{L}$ is equivalent to replacing the summation over n by integration. Thus, in order to obtain the coarse grained density from Eq. (23) we have to put $n=m$ and integrate over dn . This yields

$$\begin{aligned} \bar{n}_{cg}(r) &= \bar{n}_{2D} \sum_{k=0}^{[R^2]} \left(1 - \frac{k}{R^2}\right) \frac{r^{2k}}{k!} \exp(-r^2) \\ &= \bar{n}_{2D} \left(1 - \frac{r^2}{R^2}\right) \frac{\Gamma(R^2, r^2)}{\Gamma(R^2)} + \frac{r^{2R^2} \exp(-r^2)}{R^2 \Gamma(R^2)}, \end{aligned} \quad (26)$$

where $\Gamma(R^2)$ and $\Gamma(R^2, r^2)$ are the Gamma function and incomplete Gamma function, respectively.

For $r < R$ and $(R-r) \gg 1$ we may put $\Gamma(R^2, r^2) \simeq \Gamma(R^2)$ in the right hand side of Eq. (26) and omit the second term which gives a correction of the order of $1/R$ or smaller. This leads to the expected Thomas-Fermi density profile,

$$\bar{n}_{cg}(r) = \bar{n}_{2D} \left(1 - \frac{r^2}{R^2}\right) \Theta(R-r). \quad (27)$$

For $r > R$ and $(r-R) \gg 1$ we have at large R ,

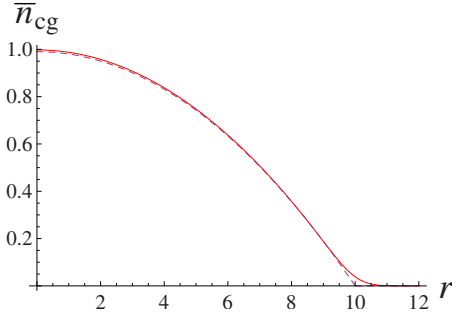


FIG. 3. (Color online) The coarse grained density in units of \bar{n}_{2D} versus r , calculated from Eq. (26) for $R=11$. The dashed curve shows the Thomas-Fermi inverted-parabola shape [Eq. (27)], and r is given in units of l .

$$\Gamma(R^2, r^2) = \left(\frac{1}{r^2 - R^2} - \frac{r^2}{(r^2 - R^2)^3} \right) (r^2)^{R^2} \exp(-r^2).$$

Then, using an asymptotic expression $\Gamma(R^2) = \sqrt{2\pi}/R^2 (R^2)^{R^2} \exp(-R^2)$, we obtain that the density decays exponentially,

$$\bar{n}_{cg}(r) = \frac{\bar{n}_{2D}}{\sqrt{2\pi R^2}} \frac{\exp[-2(r-R)^2]}{4(r-R)^2}; \text{ at } R^{1/3} \gg (r-R) \gg 1, \quad (28)$$

and is practically zero for $r-R \geq R^{1/3}$. The coarse grained density versus r at $R=11$ is displayed in Fig. 3. At the Thomas-Fermi border, $r=R$, we have $\bar{n}_{cg} = \bar{n}_{2D}/\sqrt{2\pi R^2}$. The validity of the Thomas-Fermi inverted-parabola shape, in general, requires the inequality $(R-r) \gg 1$. Nevertheless, in Fig. 3 we see that for $R=11$ the Thomas-Fermi formula works well already for $r \leq 10$.

Deviations from the Thomas-Fermi density profile of $\bar{n}_{cg}(r)$ have been studied in Ref. [5] by using the variational procedure. Here we present an analytic solution and show that it describes very well the density profile, including the non-Thomas-Fermi part. The hydrodynamic approach to the vortices in spatially inhomogeneous rapidly rotating superfluids was used in [27,28], where a Thomas-Fermi profile was obtained sufficiently far from the edge of condensate.

III. NARROW CHANNEL GEOMETRY

Let us now consider an anisotropic confining potential $V(\mathbf{r}) = m(\omega_x^2 x^2 + \omega_y^2 y^2)/2$, with $\omega_y < \omega_x$. At the critical rotation frequency $\Omega = \omega_y$, the centrifugal force cancels the confining potential in the y direction. One then has a quasi-one-dimensional system in the rotating frame, which is usually referred to as the narrow channel geometry. The system is infinitely elongated in the y direction and is confined by a residual transverse potential $m(\omega_x^2 - \Omega^2)x^2/2$ in the x direction [14].

After the transformation to the Landau gauge, $\Psi \rightarrow \Psi \exp(im\Omega xy/\hbar)$, a complete set of eigenfunctions of noninteracting particles in the lowest Landau level of the narrow channel is given by

$$\Psi_n = \left(\frac{2}{\pi} \right)^{1/4} \frac{1}{L^{1/2} \tilde{l}} \exp\left(ik_n \zeta \frac{\Omega}{\tilde{\Omega}} \right) \exp\left(-\tilde{y}^2 - \frac{k_n^2 \Omega^2}{4\tilde{\Omega}^2} \right), \quad (29)$$

where L is the length of the system in the y direction in units of $\tilde{l} = (\hbar/m\tilde{\Omega})^{1/2}$, $\tilde{\Omega}^2 = (\omega_x^2 + 3\Omega^2)/4$, $k_n = 2\pi n/L$ with n being an integer, and we introduced dimensionless coordinates

$$\tilde{x} = -\frac{\tilde{\Omega}y}{\tilde{\Omega}l}; \quad \tilde{y} = \frac{x}{\tilde{l}}; \quad \zeta = \tilde{x} + i\tilde{y}. \quad (30)$$

Thus, the wave function of any state in the LLL can be written in the form,

$$\Psi = [f(\zeta)/\tilde{l}] \exp(-\tilde{y}^2). \quad (31)$$

The projection operator onto the LLL is given by Eq. (6), and acting with this operator on an arbitrary function $\phi(\zeta, \bar{\zeta}) = [f(\zeta, \bar{\zeta})/\tilde{l}] \exp(-\tilde{y}^2)$ we obtain an analog of Eqs. (7) and (8),

$$\begin{aligned} \hat{P}\phi(\zeta, \bar{\zeta}) &= \sum_n \frac{\Omega}{\tilde{\Omega}} \int \psi_n(\zeta, \bar{\zeta}) \psi_n^*(\zeta', \bar{\zeta}') \phi(\zeta', \bar{\zeta}') dx' dy' \\ &= [\tilde{f}(\zeta)/l] \exp(-\tilde{y}^2); \end{aligned} \quad (32)$$

$$\tilde{f}(\zeta) = \frac{1}{\pi} \int d\zeta' d\bar{\zeta}' f(\zeta', \bar{\zeta}') \exp\{\zeta\bar{\zeta}' + \zeta'^2/2 - \zeta'\bar{\zeta}' - \bar{\zeta}'^2/2\}, \quad (33)$$

where $d\zeta' d\bar{\zeta}' = (\tilde{\Omega}/\Omega) dx' dy' / \tilde{l}^2$.

The Gross-Pitavevskii equation projected onto the lowest Landau level in the narrow channel has the form (see Appendix for details),

$$\begin{aligned} -\hbar\omega_0 f''(\zeta) + \frac{Ng}{\pi \tilde{l}^2} \int d\zeta' d\bar{\zeta}' |f(\zeta')|^2 f(\zeta') \\ \times \exp\left(-2\zeta'\bar{\zeta}' + \zeta\bar{\zeta}' + \zeta'^2 + \frac{\bar{\zeta}'^2}{2} - \frac{\zeta^2}{2} \right) = \tilde{\mu} f(\zeta), \end{aligned} \quad (34)$$

with $\omega_0 = \tilde{\Omega}(\tilde{\Omega}^2 - \Omega^2)/(2\Omega^2) \ll \Omega$ being proportional to the frequency of the remaining confinement in the x direction, $\tilde{\mu} = \mu - \hbar\omega$, and the condensate wave function $[f(\zeta)/\tilde{l}] \exp(-\tilde{y}^2)$ being normalized to unity. In analogy with Eq. (19) let us again search for the solution of the form

$$\begin{aligned} f(\zeta) &= \frac{(2v)^{1/4}}{\sqrt{L}} \sum_{n=-\infty}^{\infty} (-1)^n g(2n+1) \\ &\times \exp\left(i\pi\tau \frac{(2n+1)^2}{4} + \frac{i\pi\zeta(2n+1)}{b_1} \right), \end{aligned} \quad (35)$$

where $b_1^2 = 2\pi/\sqrt{3}$, $v = \sqrt{3}/2$, and $\tau = \exp(2\pi i/3)$. Equation (35) describes the structure with odd number of vortex rows, with the central row at $y=0$. Using ϑ_4 instead of ϑ_1 in Eq. (35), which corresponds to the replacement $(2n+1) \rightarrow 2n$, we

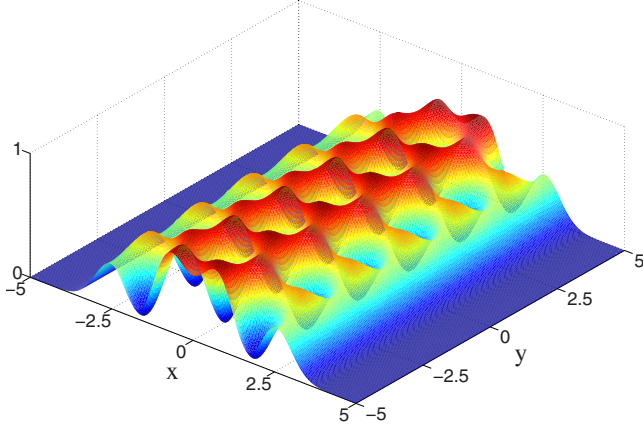


FIG. 4. (Color online) Density profile $|\psi(x,y)|^2$ for $\tilde{\beta} \approx 50$. Coordinates x and y are given in units of \tilde{l} , and $|\psi|^2$ in arbitrary units.

obtain structures with an even number of vortex rows. Substituting Eq. (35) into Eq. (34) yields

$$g(a) \left(\mu^* - \frac{\pi^2 a^2}{b_1^2} \right) = 3^{1/4} \sqrt{2\pi\tilde{\beta}} \sum_{b,c} g(a-b)g(a-c)\overline{g(a-b-c)} \times \exp \left[-\frac{\pi^2}{4b_1^2}(b^2+c^2) \right] (-1)^{mp}, \quad (36)$$

where $\tilde{\beta} = Ng/2\sqrt{\pi\hbar\omega_0 L\tilde{l}^2}$, $\mu^* = \tilde{\mu}/\hbar\omega_0$, $a=2n+1$, $b=2m$, and $c=2p$ are odd and even integers, respectively. As well as in the symmetric case, at large $\tilde{\beta}$ we find an approximate solution for $g(a)$, which describes the vortex structure with a high accuracy,

$$g(a) = \left(\frac{1}{2\alpha\sqrt{\pi\tilde{\beta}}} \right)^{1/2} \frac{\pi}{b_1} \sqrt{4\tilde{R}^2/\pi\nu - a^2} \Theta \left[\frac{2\tilde{R}}{\sqrt{\pi\nu}} - a \right], \quad (37)$$

where we put $\mu^* = 4\tilde{R}^2$, and it will be seen below that \tilde{R} is the half-size of the cloud in the x direction (in units of \tilde{l}). From the condition that the condensate wave function is normalized to unity we obtain

$$\tilde{R} \approx (3\alpha\sqrt{\pi\tilde{\beta}}/8)^{1/3}. \quad (38)$$

Equation (37) is obtained by putting the arguments of the g functions equal to a in the sum over b, c in Eq. (36). Similarly to the symmetric case, the contribution of terms with high b and c in this sum ($|m| \geq 2$ or $|p| \geq 2$) is very small, except for n very close to the border value $b_1\tilde{R}/\pi$. The relative contribution of such n to the sum in Eq. (35) decreases with increasing \tilde{R} . Thus, the solution (35) in which the function $g(2n+1)$ is given by Eq. (37) becomes exact in the limit of $\beta \rightarrow \infty$. The structure of the vortex lattice for $\beta=50$ is displayed in Fig. 4. For very large $\tilde{\beta}$ the number of rows for a triangularlike lattice is approximately equal to

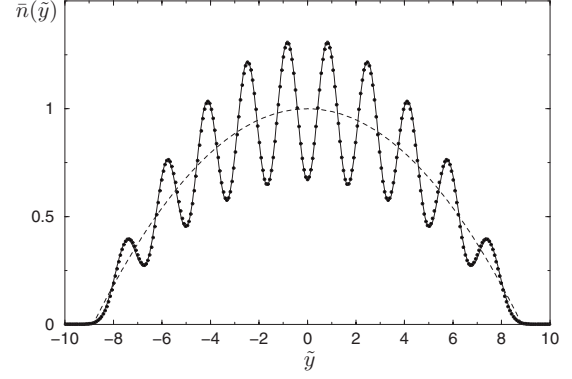


FIG. 5. Line-averaged density $\bar{n}(y)$ in units of n_{2D} versus $\tilde{y}=x/\tilde{l}$ for a condensate in the narrow channel for $\beta=900$, $\tilde{R}=8.8397$. The solid curve shows the result of Eq. (39), the filled circles indicate the results of the variational calculation (see text), and the dashed curve the Thomas-Fermi inverted-parabola density profile.

$2\tilde{R}/(\sqrt{3}b_1/2) \propto \tilde{\beta}^{1/3}$ (see next section). Then, our results lead to the Thomas-Fermi density profile in the x direction for the major part of the cloud, as explained below. Using Eqs. (35) and (37) we define the line-averaged density $\bar{n}(\tilde{y})$, i.e., the density averaged over the direction y of vortex lines,

$$\bar{n}(\tilde{y}) = \frac{N}{L} \int |\psi(\tilde{x}, \tilde{y})|^2 d\tilde{x} = \frac{3^{1/4} \pi^{3/2}}{2\alpha\tilde{\beta}b_1^2} \sum_{n=-n_{\max}}^{n_{\max}} \left(\frac{4\tilde{R}^2}{\pi\nu} - (2n+1)^2 \right) \times \exp \left\{ -2 \left[y + \frac{\sqrt{\pi\nu}}{2} (2n+1) \right]^2 \right\}, \quad (39)$$

with $(2n_{\max}+1) \approx 2b_1\tilde{R}/\pi$. In Fig. 5 we compare the result of Eq. (39) with the result obtained by expanding the condensate wave function in terms of the single-particle LLL states [Eq. (29)] and using a variational approach for finding the coefficients of the expansion. The comparison shows a very high accuracy of the found analytic solution.

The line-averaged density $\bar{n}(\tilde{y})$ shows oscillations on a length scale $\sim \tilde{l}$, on top of a slowly varying envelope. Averaging the density over the oscillations, i.e., averaging $\bar{n}(\tilde{y})$ over a distance scale much larger than \tilde{l} , gives the coarse grained density. The averaging procedure is equivalent to replacing the summation over n in Eq. (39) by integration, and we obtain the following expression for the coarse grained density,

$$n_{cg}(\tilde{y}) = n_{2D} \left[\sqrt{\frac{2}{\pi}} \frac{1}{\tilde{R}^2} \int_{-\tilde{R}}^{\tilde{R}} dw (\tilde{R}^2 - w^2) \exp\{-2(y+w)^2\} \right] = n_{2D} \sqrt{\frac{2}{\pi}} \frac{1}{\tilde{R}^2} \left[\frac{\tilde{R}^2 - \tilde{y}^2 - 1/4}{2} \sqrt{\frac{\pi}{2}} \{\text{erf}[\sqrt{2}(\tilde{y} + \tilde{R})] - \text{erf}[\sqrt{2}(\tilde{y} - \tilde{R})]\} + \frac{\tilde{R} - \tilde{y}}{4} \exp\{-2(\tilde{y} + \tilde{R})^2\} + \frac{\tilde{R} + \tilde{y}}{4} \exp\{-2(\tilde{y} - \tilde{R})^2\} \right], \quad (40)$$

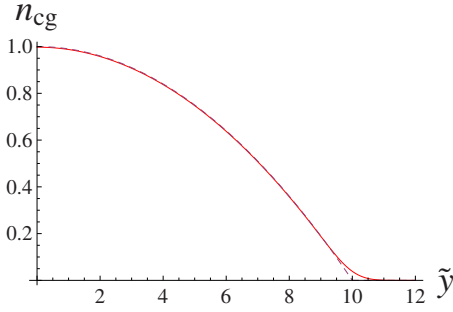


FIG. 6. (Color online) The coarse grained density in units of n_{2D} versus $\tilde{y}=x/\tilde{L}$, calculated from Eq. (40) for $\tilde{R}=8.9$. The dashed curve shows the Thomas-Fermi shape.

where $n_{2D}=3n_{1D}/4\tilde{R}\tilde{l}$ is a characteristic 2D density, and $n_{1D}=N/\tilde{L}$ is the one-dimensional density in the narrow channel. The coarse grained density versus \tilde{y} for $\tilde{R}=8.9$ is displayed in Fig. 6. For $(\tilde{R}-|\tilde{y}|)\gg 1$, Eq. (40) immediately gives the expected Thomas-Fermi density profile,

$$n_{cg}(\tilde{y}) = n_{2D} \left(1 - \frac{\tilde{y}^2}{\tilde{R}^2} \right), \quad (41)$$

and for $\tilde{y}=\tilde{R}$ we have $n_{cg}=1/\sqrt{2\pi\tilde{R}^2}$. As well as in the symmetric case, the inverted-parabola formula already works well not very far from the Thomas-Fermi boarder. In Fig. 6 one sees that for $\tilde{R}=8.9$ this is the case for $|\tilde{y}|\leq 8$. If $|\tilde{y}|>\tilde{R}$ and $(|\tilde{y}|\tilde{R})\gg 1$, then the density decays exponentially,

$$n_{cg}(\tilde{y}) = n_{2D} \sqrt{\frac{1}{2\pi\tilde{R}^2}} \frac{1}{4(|\tilde{y}|\tilde{R})^2} \exp\{-2(|\tilde{y}|\tilde{R})^2\}. \quad (42)$$

The melting of the vortex lattice occurs when the number of vortices N_v becomes of the order of the number of atoms. The number of vortex rows at large $\tilde{\beta}$ increases as $\tilde{\beta}^{1/3}$, and

the spacing between the vortices is $\sim\tilde{l}$. Thus, the number of vortices is $\sim\tilde{\beta}^{1/3}L$, and the melting transition occurs at the one-dimensional density $n_{1D}=(N/\tilde{L})\sim\tilde{\beta}^{1/3}/\tilde{l}$.

IV. PHASE DIAGRAM FOR A CONDENSATE IN THE NARROW CHANNEL

In this section we calculate the phase diagram for a rapidly rotating Bose-Einstein condensate in the narrow channel geometry. The phase diagram is obtained by numerical minimization of the energy functional

$$E/\hbar\omega_0 = \sum_k k^2 |a_k|^2 + \tilde{\beta} \sum_{k,k',q} a_{k+q}^* a_{k'-q}^* a_{k'} a_k \times \exp\left[-\frac{1}{4}\{(k-k'+q)^2 + q^2\}\right], \quad (43)$$

where we impose periodic boundary conditions along the y axis and omit the index n for momenta k_n . The energy is measured in units of $\hbar\omega_0$ and depends only on a single dimensionless parameter $\tilde{\beta}$. The functional (43) is obtained by substituting the condensate wave function

$$\psi(x,y) = \sum_k a_k \Psi_k(\tilde{x},\tilde{y}), \quad (44)$$

with $\Psi_k(\tilde{x},\tilde{y})$ given by Eq. (29), into the Hamiltonian for interacting bosons in the Landau gauge and integrating over $d\tilde{x}$ and $d\tilde{y}$ [14].

The coefficients a_k were calculated by minimizing E [Eq. (43)] using a simulated annealing algorithm [29]. In general, there is an infinite number of coefficients a_k in the variational wave function (44), but the ones corresponding to large momenta are strongly suppressed due to the presence of the ‘‘kinetic energy’’ term in the energy functional. The normalization condition for the condensate wave function leads to the constraint $\sum_k |a_k|^2 = 1$.

At $\tilde{\beta}=0$ the energy is minimized by setting all coefficients a_k with $k \neq 0$ equal to zero and $a_0=1$. This corresponds to the

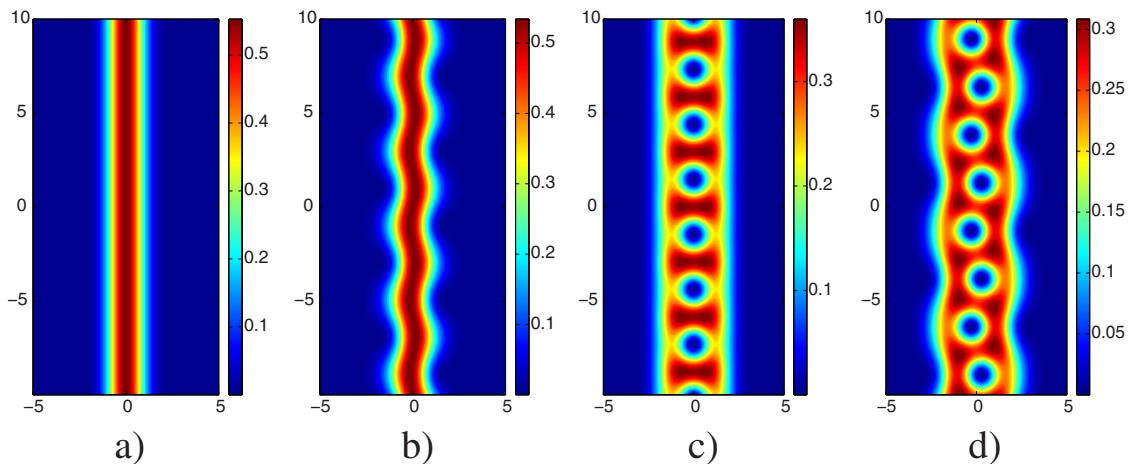


FIG. 7. (Color online) Condensate wave function $|\psi(x,y)|^2$ for different values of the interaction strength: (a) $\beta=0$, (b) $\beta=5.2$, (c) $\beta=10$, (d) $\beta=19.2$. Coordinates x (horizontal line) and y (vertical line) are given in units of \tilde{l} .

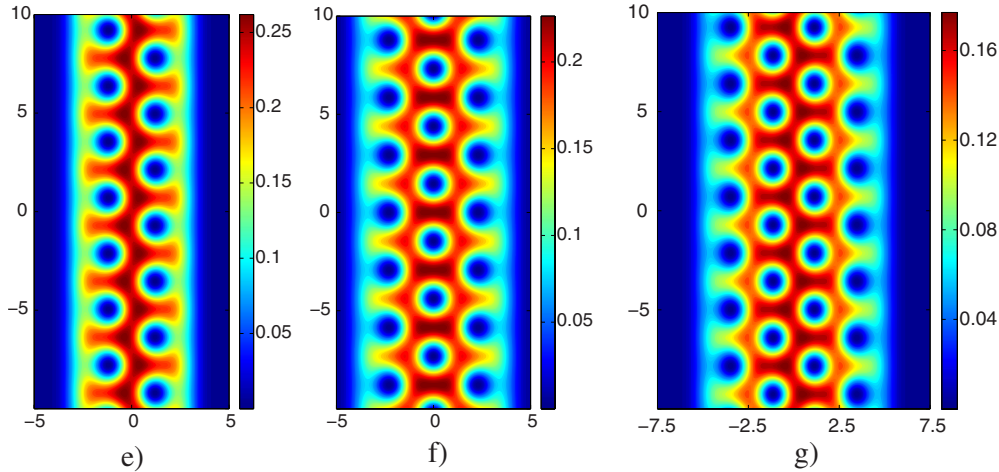


FIG. 8. (Color online) The same as in Fig. 7 for: (e) $\beta=30$, (f) $\beta=50$, (g) $\beta=100$.

condensate density profile shown on Fig. 7(a), which is a Gaussian with the half-width \tilde{l} in the x direction and is uniform along the y axis. This state remains the ground state for $\tilde{\beta} < 4.9$, and for $\tilde{\beta} = 4.9$ it transforms via a second order quantum phase transition into the state displayed in Fig. 7(b). In this state two extra components, k_0 and $-k_0$, develop and the ordering wave vector k_0 has the value $k_0 = 2.25$ for $\tilde{\beta} = 5.2$. The three main components of this state are accompanied by nonzero, but much smaller components with higher k which are multiples of k_0 . The critical value of $\tilde{\beta}$ for this phase transition can be obtained analytically by minimizing the energy of the three-component wave function (44), with $k=0$ and $k = \pm k_0$ [14]. In this case the emerging state is seen as two rows of vortices [14], although including small components with higher k it becomes a sort of corrugated state and can also be identified as a density wave.

At $\tilde{\beta} \approx 5.4$, there is a first-order phase transition from the density-wave state (b) into the state with one vortex row [Fig. 7(c)]. In this state the central component vanishes ($a_0=0$) and the wave function is characterized by two main nonzero components $a_{\pm k_0} \approx 1/\sqrt{2}$. At $\tilde{\beta} \sim 10$ the ordering wave vector is equal to $k_0 \approx 1.51$. The energy of the purely two-component state is larger by a small amount than the energy of the state (c), which is especially visible near the phase transitions.

Close to $\tilde{\beta} = 18.9$, the state (c) transforms into the state shown in Fig. 7(d) and representing a density wave of vortices. This looks like the first-order transition (see Ref. [15]). However, the state (d) becomes the ground state only for $\tilde{\beta} > 18.88$, whereas the state (c) is the ground state for $\tilde{\beta} < 18.85$. In the narrow interval $18.85 < \tilde{\beta} < 18.88$ our calculations yield a dynamically unstable corrugated state (d), which is signaled by a negative sign of the compressibility. This is likely to mean that in this narrow range of $\tilde{\beta}$ the system undergoes the phase separation.

The state (d) has five main components, including the central component at $k=0$ and has the ordering wave vector which is equal to $k_0 \approx 1.74$ at $\tilde{\beta} \approx 19.2$. This state turns into the state with two vortex rows [Fig. 8(e)] via a first-order

phase transition at $\tilde{\beta} \approx 19.8$.

For larger $\tilde{\beta}$, there are phase transitions at $\tilde{\beta} \approx 47.7$ to the state with three vortex rows [Fig. 8(f)], and at $\tilde{\beta} \approx 94$ to the state with four vortex rows [Fig. 8(g)]. These transitions seem to be of the first order. The physical explanation for the possible absence of intermediate corrugated or density-wave states near the first-order phase transitions into the states with a larger number of vortices could be that starting from two vortex rows the system becomes rigid to corrugations in the transverse direction. So, increasing $\tilde{\beta}$ we observe an increase in the number of vortex rows through first-order transitions. For $\tilde{\beta} \approx 164$ there is a transition to the state with five vortex rows, for $\tilde{\beta} \approx 260$ to the state with six vortex rows, and for $\tilde{\beta} \approx 385$ to the state with seven rows, etc. (see Figs. 9 and 10). Already for the state with eight vortex rows, which emerges at $\tilde{\beta} \approx 550$, the composition of the rows looks like a triangular lattice (see Fig. 11). For a large number j of the vortex rows, the Thomas-Fermi size of the cloud in the x direction, $2\tilde{R}$, satisfies the asymptotic relation (38) and is proportional to $\tilde{\beta}^{1/3}$. It is equal to the distance between the rows multiplied by $(j+1)$. Thus, the value of $\tilde{\beta}$ corresponding to the transition from $(j-1)$ to j vortex rows obeys the relation $\tilde{\beta}_j = \tilde{\beta}_{j-1} [(j+1)/j]^3$. It works with a high accuracy, which is better than 0.5% for $j \geq 8$.

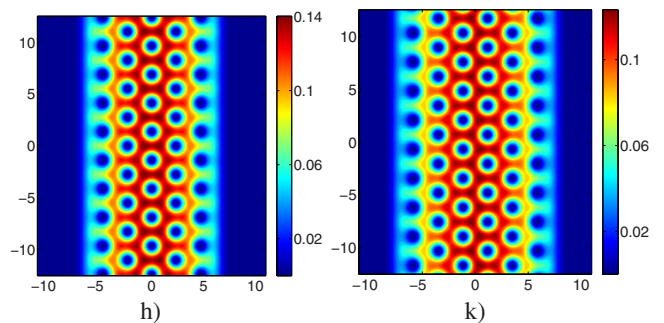


FIG. 9. (Color online) The same as in Fig. 7 for: (h) $\beta=200$, (k) $\beta=300$.

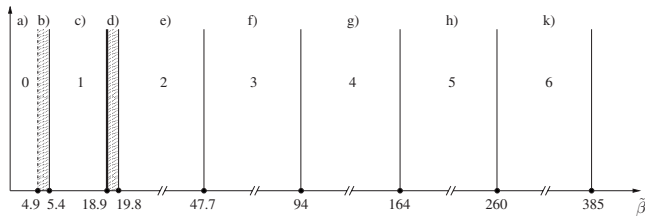


FIG. 10. Zero temperature phase diagram for a rapidly rotating condensate in the narrow channel. Solid vertical lines indicate the points of first-order transitions, and the dashed line the point of the second order transition. The bold solid line shows the transition between the states (c) and (d) (see text). The numbers from 0 to 6 stand for the number of vortex rows in a given range of $\tilde{\beta}$, and the filled areas correspond to corrugated or density-wave states. The letters from (a) to (k) indicate the figure in which a given vortex state is shown.

The narrow channel geometry for rotating Bose gases was first considered in Ref. [14], where the roton-maxon structure of the excitations of the BEC without vortices has been found, and the phase diagram was presented with an emphasis on the first two transitions which can be calculated analytically. A numerical study of the related problem was done in Ref. [15], where corrugated states were discussed. However the analysis of quantum transitions in Ref. [15] stops at the appearance of the state with two vortex rows, although the states with up to four rows of vortices have also been observed. Here, we present a complete phase diagram and identify the nature of quantum phase transitions. The chemical potential as a function of $\tilde{\beta}$ for $\tilde{\beta} < 50$ is shown in Fig. 12, indicating three first-order transitions, one second-order transition, and the above described peculiar transition between the states (c) and (d).

The extension of the condensate wave function in the x direction increases with increasing the interaction strength, and the two-dimensional density decreases. This decreases the average filling factor defined as $\nu = N/N_v$. The Gross-Pitaevskii equation gives a good description in the limit of large filling factors and we expect our picture to break down at very large $\tilde{\beta}$. Eventually, when the number of particles becomes of the order of the number of vortices N_v , the vortex lattice melts through the phase transition to a strongly

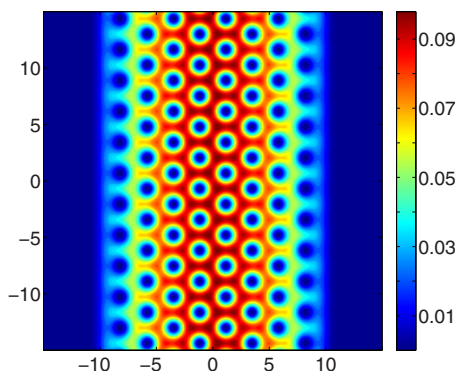


FIG. 11. (Color online) The same as in Fig. 7 for: $\beta=600$ (see text).

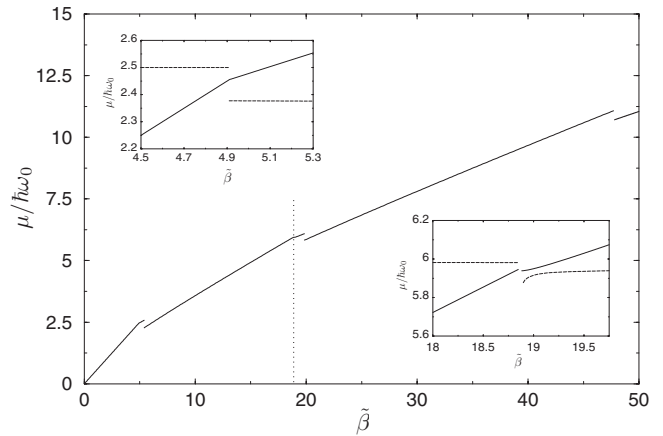


FIG. 12. Chemical potential in units of $\hbar\omega_0$ as a function of $\tilde{\beta}$. The dotted line indicates the transition between the states (c) and (d) (see text). The insets show the dependence $\tilde{\mu}(\tilde{\beta})$ in the vicinity of the quantum transitions at $\tilde{\beta} \approx 4.9$ (upper inset) and at $\tilde{\beta} \approx 18.9$ (lower inset). The dashed lines in the insets indicate the derivative $\partial\tilde{\mu}/\partial\tilde{\beta}$ in arbitrary units.

correlated state. The limiting case of extremely large $\tilde{\beta}$ corresponds to the Laughlin state with $\nu=1/2$, and it was discussed for the narrow channel with periodic boundary conditions in the x direction in Ref. [30].

V. CONCLUSION

In conclusion, we found an analytical solution for the vortex lattice in a rapidly rotating BEC in the LLL. This solution is asymptotically exact in the limit of a very large number of vortices, and we discuss non-Thomas-Fermi effects in the density profile. The results are obtained for two limiting cases, circularly symmetric BEC and narrow channel geometry. In the latter case we present a complete phase diagram and identify the order of quantum phase transitions occurring under an increase in the interaction strength or rotation frequency and resulting in an increase in the number of vortex rows.

ACKNOWLEDGMENTS

We are grateful to N. R. Cooper for helpful discussions. S.M. and S.O. acknowledge discussions with A. Aftalion, X. Blanc and F. Nier. This work was supported by ANR (Grants No. ANR-07-BLAN-0238 and No. ANR-08-BLAN-0165), by the IFRAF Institute, and by the Dutch Foundation FOM. G.S. wishes to thank the Aspen Center for Physics and the Institute for Nuclear Theory of the University of Washington for their hospitality and support during the workshop “Quantum Simulation or Computation with Cold Atoms and Molecules” and the workshop “From Femptoscience to Nanoscience: Nuclei, Quantum Dots, and Nanostructures,” where part of the present work has been done. D.K. acknowledges support from EPSRC Grant No. EP/D066379/1. LPTMS is a mixed research unit No. 8626 of CNRS and Université Paris Sud.

APPENDIX

Let us give a detailed derivation of the projection of the Gross-Pitaevskii equation for a rapidly rotating Bose-condensed gas onto the lowest Landau level [31]. The gas is confined in an asymmetric harmonic potential $V(\mathbf{r})=m(\omega_x^2 x^2 + \omega_y^2 y^2)/2$, and we assume without loss of generality that $\omega_y < \omega_x$.

In the symmetric gauge the single-particle Hamiltonian is similar to that of Eq. (3),

$$H = \frac{1}{2}(\hat{\mathbf{p}} - [\mathbf{\Omega} \times \mathbf{r}])^2 + \frac{1}{2}(\omega_x^2 - \Omega^2)x^2 + \frac{1}{2}(\omega_y^2 - \Omega^2)y^2, \quad (\text{A1})$$

where we put $\hbar=m=1$. Drawing an analogy with a charged particle in a uniform magnetic field B , the rotation frequency Ω is identified with half the cyclotron frequency ω_c , and putting the particle charge and light velocity equal to unity we have $\Omega=\omega_c=B/2$. In complex coordinates the Hamiltonian (A1) rewrites as

$$H(z, \bar{z}) = -2 \partial \bar{\partial} + \omega_c(\bar{z}\bar{\partial} - z\partial) + \frac{1}{2}\omega_z^2 z\bar{z} + \frac{1}{8}(\omega_x^2 - \omega_y^2)(z^2 + \bar{z}^2), \quad (\text{A2})$$

where $\omega_z^2 = (\omega_x^2 + \omega_y^2)/2$ and can be rewritten as $\omega_z^2 = \omega_c^2 + (\tilde{\omega}_x^2 + \tilde{\omega}_y^2)/2$, with $\tilde{\omega}_x^2 = \omega_x^2 - \omega_c^2$ and $\tilde{\omega}_y^2 = \omega_y^2 - \omega_c^2$.

Introducing the frequencies $\omega_i^\pm = \sqrt{\omega_c^2 + (\frac{\tilde{\omega}_x \pm \tilde{\omega}_y}{2})^2}$ and the dimensionless parameter $\rho^2 = \sqrt{\frac{(\omega_i^+ + \omega_c)(\omega_i^+ + \omega_c)}{(\omega_i^- - \omega_c)(\omega_i^- - \omega_c)}}$, the unnormalized ground-state wave function is

$$\langle z, \bar{z} | \Psi_0 \rangle = e^{-(1/2)\omega_i^+ z\bar{z}} e^{-(1/2)(az^2 + b\bar{z}^2)}, \quad (\text{A3})$$

where $a = \frac{1}{2}\rho^2(\omega_i^- - \omega_c)$, $b = \frac{1}{2}(\omega_i^- + \omega_c)/\rho^2$, and $H|\Psi_0\rangle = \omega_i^+ |\Psi_0\rangle$.

The lowest Landau level in the asymmetric well is obtained by redefining $|\Psi\rangle = |\Psi_0\rangle \tilde{\Psi}$ and requiring the Hamiltonian \tilde{H} which acts on $\tilde{\Psi}$ to depend only on a single variable representing a linear combination of z and \bar{z} ,

$$u = z - \frac{1}{\rho^2} \bar{z}. \quad (\text{A4})$$

The eigenvalue equation acting on $|\tilde{\Psi}\rangle$ then reads

$$(E - \omega_i^+) \tilde{\Psi} = \frac{2}{\rho^2} \tilde{\Psi}'' + (\omega_i^+ - \omega_i^-) u \tilde{\Psi}'. \quad (\text{A5})$$

Let us define a dimensionless variable $u' = i \frac{\rho}{2} \sqrt{\omega_i^+ - \omega_i^-} u$ so that the eigenvalue Eq. (A5) becomes

$$(E - \omega_i^+) \tilde{\Psi} = \frac{\omega_i^+ - \omega_i^-}{2} (-\tilde{\Psi}'' + 2u' \tilde{\Psi}'). \quad (\text{A6})$$

This is a Hermite equation ($\omega_i^+ > \omega_i^-$) with eigenfunctions $\tilde{\Psi}_n(u') = H_n(u')$ such that

$$\langle z, \bar{z} | \Psi_n \rangle = N_n H_n(u') \Psi_0(z, \bar{z})$$

with eigenvalues

$$E_n = n(\omega_i^+ - \omega_i^-) + \omega_i^+.$$

Introducing the quantity μ ,

$$\cosh \mu = \frac{\omega_i^-}{\omega_c} \sqrt{\frac{(\omega_i^+ - \omega_c)(\omega_i^+ + \omega_c)}{(\omega_i^+ - \omega_i^-)(\omega_i^+ + \omega_i^-)}},$$

$$\sinh \mu = \frac{\omega_i^+}{\omega_c} \sqrt{\frac{(\omega_i^- - \omega_c)(\omega_i^- + \omega_c)}{(\omega_i^+ - \omega_i^-)(\omega_i^+ + \omega_i^-)}},$$

so that

$$\langle \Psi_0 | z, \bar{z} \rangle \langle z, \bar{z} | \Psi_0 \rangle = e^{\sinh 2\mu [-u' \bar{u}' + (1/2) \tanh \mu (u'^2 + \bar{u}'^2)]},$$

and using the relation

$$\begin{aligned} & \int \frac{du' d\bar{u}'}{\pi} e^{-u' \bar{u}' + (1/2) \tanh \mu (u'^2 + \bar{u}'^2)} \\ & \times H_l \left(\frac{u'}{\sqrt{\sinh 2\mu}} \right) H_k \left(\frac{\bar{u}'}{\sqrt{\sinh 2\mu}} \right) \\ & = \cosh \mu \frac{l!}{\left(\frac{\tanh \mu}{2} \right)^l} \delta_{k,l}, \end{aligned}$$

the normalization factor N_n is found to be

$$N_n = (-i)^n \frac{1}{\sqrt{\pi n!}} \left(\frac{\tanh \mu}{2} \right)^{n/2} \sqrt{\frac{\omega_i^+ \omega_i^-}{\omega_c \cosh \mu}}.$$

The projector onto the LLL of an asymmetric harmonic well, $P_{LLL} = \sum_{n \geq 0} |\Psi_n\rangle \langle \Psi_n|$, is

$$\begin{aligned} & \langle z_1, \bar{z}_1 | P_{LLL} | z_2, \bar{z}_2 \rangle \\ & = \frac{\omega_i^+ \omega_i^-}{\pi \omega_c \cosh \mu} e^{-(1/2)(az_1^2 + bz_1^2 + \omega_i^+ z_1 \bar{z}_1)} e^{-(1/2)(az_2^2 + bz_2^2 + \omega_i^+ z_2 \bar{z}_2)} \\ & \times \sum_{n \geq 0} \left(\frac{\tanh \mu}{2} \right)^n \frac{1}{n!} H_n(u_1') H_n(\bar{u}_2'). \quad (\text{A7}) \end{aligned}$$

Using the relation

$$H_n(u') = \frac{2^n}{\sqrt{\pi}} \int_{-\infty}^{\infty} (u' + it)^n e^{-t^2} dt,$$

one obtains

$$\begin{aligned} & \langle z_1, \bar{z}_1 | P_{LLL} | z_2, \bar{z}_2 \rangle = \frac{\omega_i^+ \omega_i^-}{\pi \omega_c} e^{-(1/2)(az_1^2 + bz_1^2 + \omega_i^+ z_1 \bar{z}_1)} \\ & \times e^{-(1/2)(az_2^2 + bz_2^2 + \omega_i^+ z_2 \bar{z}_2)} \\ & \times e^{-\sinh^2 \mu (u_1'^2 + \bar{u}_2'^2) + \sinh 2\mu u_1' \bar{u}_2'}. \quad (\text{A8}) \end{aligned}$$

Any state $|\Psi_{LLL}\rangle = P_{LLL} |\Psi\rangle$ in the LLL is a linear combination of LLL eigenstates,

$$\langle z, \bar{z} | \Psi_{LLL} \rangle = \sum_{n=0}^{\infty} c_n \langle z, \bar{z} | \Psi_n \rangle = f(u') e^{-(1/2)(az^2 + bz^2 + \omega_i^+ z\bar{z})}$$

where $f(u')$ is an analytic function.

Consider now the Hamiltonian (A2) to which we add a scalar potential $V(z, \bar{z})$,

$$H(z, \bar{z}) = -2 \partial \bar{\partial} + \omega_c (\bar{z} \bar{\partial} - z \partial) + \frac{1}{2} \omega_t^2 z \bar{z} + \frac{1}{8} (\omega_x^2 - \omega_y^2) (z^2 + \bar{z}^2) + V(z, \bar{z}). \quad (\text{A9})$$

Projecting the eigenvalue equation $H|\Psi\rangle = E|\Psi\rangle$ onto the LLL amounts to $\langle z_1, \bar{z}_1 | P_{LLL} H P_{LLL} | \Psi \rangle = E \langle z_1, \bar{z}_1 | P_{LLL} | \Psi \rangle$. This gives

$$\frac{\omega_t^+ \omega_t^-}{\pi \omega_c} \int dz_2 d\bar{z}_2 e^{-(1/2)(a\bar{z}_2^2 + b z_2^2 + \omega_t^+ z_2 \bar{z}_2)} e^{-(1/2)(a z_2^2 + b \bar{z}_2^2 + \omega_t^+ z_2 \bar{z}_2)} \times e^{-\sinh^2 \mu (u_1'^2 + \bar{u}_2'^2) + \sinh 2\mu u_1' \bar{u}_2'} H(z_2, \bar{z}_2) f(u_2') = E f(u_1'). \quad (\text{A10})$$

Writing explicitly $H(z_2, \bar{z}_2)$ and changing the integration variables to u_2', \bar{u}_2' , we have

$$\frac{\sinh 2\mu}{\pi} e^{-\sinh^2 \mu u_1'^2} \int du_2' d\bar{u}_2' e^{\sinh^2 \mu u_2'^2} e^{\sinh 2\mu (u_1' \bar{u}_2' - u_2' \bar{u}_1')} \times \left\{ \frac{\omega_t^+ - \omega_t^-}{2} [-f''(u_2') + 2u_2' f'(u_2')] + \omega_t^+ f(u_2') + V(u_2', \bar{u}_2') f(u_2') \right\} = E f(u_1'). \quad (\text{A11})$$

Using the Bargman identity

$$\frac{\sinh 2\mu}{\pi} \int du_2' d\bar{u}_2' e^{\sinh 2\mu (\bar{u}_2' u_1' - u_2' \bar{u}_1')} f(u_2') = f(u_1'),$$

one finally obtains

$$(E - \omega_t^+) f(u_1') = \frac{\omega_t^+ - \omega_t^-}{2} [-f''(u_1') + 2u_1' f'(u_1')] + e^{-\sinh^2 \mu u_1'^2} : V\left(u_1', \frac{1}{\sinh 2\mu} \partial_{u_1'}\right) : e^{\sinh^2 \mu u_1'^2} f(u_1'),$$

where the notation $:V(u_1', \frac{1}{\sinh 2\mu} \partial_{u_1'})$ means that in $V(u_1', \bar{u}_1')$ the variable \bar{u}_1' has been replaced by the operator $\frac{1}{\sinh 2\mu} \partial_{u_1'}$ and the normal ordering has been made. In the case of the Gross-Pitaevskii equation the scalar potential is replaced by the nonlinear term

$$g \langle \Psi_{LLL} | \Psi_{LLL} \rangle = g f(u_1') f(\bar{u}_1') e^{-\sinh 2\mu u_1' \bar{u}_1' + \sinh^2 \mu (u_1'^2 + \bar{u}_1'^2)}$$

so that Eq. (A11) becomes

$$(E - \omega_t^+) f(u_1') = \frac{\omega_t^+ - \omega_t^-}{2} [-f''(u_1') + 2u_1' f'(u_1')] + g \frac{\sinh 2\mu}{\pi} \times e^{-\sinh^2 \mu u_1'^2} \int du_2' d\bar{u}_2' e^{2 \sinh^2 \mu u_2'^2 + \sinh^2 \mu \bar{u}_2'^2} \times e^{2 \sinh 2\mu (\bar{u}_2' u_1'^2 - u_2' \bar{u}_1'^2)} f^2(u_2') f(\bar{u}_2'). \quad (\text{A12})$$

Equation (A12) is a general form of the nonlinear Gross-

Pitaevskii equation projected onto the LLL of an asymmetric harmonic trap.

Let us now concentrate on the two cases of interest, circularly symmetric geometry and narrow channel geometry. In the symmetric geometry we have $\omega_x = \omega_y = \omega = \omega_t$, and $\omega_t^+ - \omega_t^- \rightarrow \omega_t - \omega_c$,

$$\sinh \mu \rightarrow \frac{\omega_t}{2\omega_c \sqrt{\omega^2 - \omega_c^2}} (\bar{\omega}_x - \bar{\omega}_y) \rightarrow 0, \quad \cosh \mu \rightarrow 1, \\ -2iu' \rightarrow \sqrt{\omega_t - \omega_c} \rho z, \\ \rho \rightarrow 2 \sqrt{\frac{\omega \omega_c}{(\omega_t - \omega_c)(\bar{\omega}_x - \bar{\omega}_y)}} \rightarrow \infty$$

so that

$$u' \rightarrow i \sqrt{\frac{\omega \omega_c}{\bar{\omega}_x - \bar{\omega}_y}} z.$$

Changing variables, $u' \rightarrow z$, Eq. (A12) reduces to

$$(\omega_t - \omega_c) z_1 f'(z_1) + g \frac{\omega_t}{\pi} \int dz_2 d\bar{z}_2 e^{2\omega_t (\bar{z}_2 z_1/2 - z_2 \bar{z}_2)} f^2(z_2) f(\bar{z}_2) = (E - \omega_t) f(z_1). \quad (\text{A13})$$

Finally, when $\Omega \rightarrow \omega$ (critical rotation), i.e., $\omega_t \rightarrow \omega_c$, Eq. (13) becomes

$$g \frac{\omega_c}{\pi} \int dz_2 d\bar{z}_2 e^{2\omega_c (\bar{z}_2 z_1/2 - z_2 \bar{z}_2)} f^2(z_2) f(\bar{z}_2) = (E - \omega_c) f(z_1). \quad (\text{A14})$$

Putting $\omega_t = \omega$, $\omega_c = \Omega$, $(E - \omega_t) = \tilde{\mu}$, and $f \rightarrow (\sqrt{N}/\tilde{l}) f$ in Eq. (A13), we obtain Eq. (9).

In the narrow channel geometry $\bar{\omega}_y \rightarrow 0$, and $\omega_t^+ - \omega_t^- \rightarrow \bar{\omega}_x \bar{\omega}_y / (2\omega_c)$

$$\sinh \mu = \cosh \mu \rightarrow \sqrt{\frac{\omega_t' (\omega_t'^2 - \omega_c^2)}{\omega_c \bar{\omega}_x \bar{\omega}_y}}, \quad -2iu' \rightarrow \sqrt{\frac{\bar{\omega}_x \bar{\omega}_y}{2\omega_c}} \rho u, \\ \rho \rightarrow \sqrt{\frac{\omega_t' + \omega_c}{\omega_t' - \omega_c}}$$

where $\omega_t' = \sqrt{\omega_c^2 + \frac{\bar{\omega}_x^2}{4}}$. Changing variables, $u' \rightarrow u = z - \bar{z} / \rho^2$, Eq. (A12) reduces to

$$2 \frac{\omega_t' - \omega_c}{\omega_t' + \omega_c} f''(u_1) + g \frac{\omega_t''}{\pi} e^{\omega_t'' u_1^2 / 2} \int du_2 d\bar{u}_2 e^{-\omega_t'' (u_2^2 + \bar{u}_2^2 / 2)} \times e^{2\omega_t'' (\bar{u}_2 u_1 / 2 - \bar{u}_2 u_2)} f^2(u_2) f(\bar{u}_2) = (E - \omega_t') f(u_1), \quad (\text{A15})$$

where $\omega_t'' = \omega_t' (\frac{\omega_t' + \omega_c}{2\omega_c})^2$. Turning to the variable $\xi = i \sqrt{\omega_t''} u_2$, putting $\omega_c = \Omega$, and noticing that $\omega_t' = \tilde{\Omega}$ where $\tilde{\Omega}$ was defined in Sec. III, we have $2\omega_t'' (\omega_t' - \omega_c) / (\omega_t' + \omega_c) = \omega_0$, with ω_0 introduced in Eq. (34). Then, after rescaling the function f as $f \rightarrow (\sqrt{N}/\tilde{l}) f$, Eq. (A15) transforms into Eq. (34).

- [1] See for review: N. R. Cooper, *Adv. Phys.* **57**, 539 (2008).
- [2] See for review: A. L. Fetter, *Rev. Mod. Phys.* **81**, 647 (2009).
- [3] T.-L. Ho, *Phys. Rev. Lett.* **87**, 060403 (2001).
- [4] D. A. Butts and D. S. Rokhsar, *Nature (London)* **397**, 327 (1999).
- [5] N. R. Cooper, S. Komineas, and N. Read, *Phys. Rev. A* **70**, 033604 (2004).
- [6] I. Coddington, P. C. Haljan, P. Engels, V. Schweikhard, S. Tung, and E. A. Cornell, *Phys. Rev. A* **70**, 063607 (2004).
- [7] A. Aftalion, X. Blanc, and J. Dalibard, *Phys. Rev. A* **71**, 023611 (2005).
- [8] P. Rosenbusch, D. S. Petrov, S. Sinha, F. Chevy, V. Bretin, Y. Castin, G. V. Shlyapnikov, and J. Dalibard, *Phys. Rev. Lett.* **88**, 250403 (2002).
- [9] A. L. Fetter, *Phys. Rev. A* **75**, 013620 (2007).
- [10] M. Linn, M. Niemeier, and A. L. Fetter, *Phys. Rev. A* **64**, 023602 (2001).
- [11] M. O. Oktel, *Phys. Rev. A* **69**, 023618 (2004).
- [12] A. Aftalion, X. Blanc, and F. Nier, *Phys. Rev. A* **73**, 011601(R) (2006).
- [13] A. Aftalion, X. Blanc, and N. Lerner, *Phys. Rev. A* **79**, 011603(R) (2009).
- [14] S. Sinha and G. V. Shlyapnikov, *Phys. Rev. Lett.* **94**, 150401 (2005).
- [15] P. Sanchez-Lotero and J. J. Palacios, *Phys. Rev. A* **72**, 043613 (2005).
- [16] D. S. Petrov, M. Holzmann, and G. V. Shlyapnikov, *Phys. Rev. Lett.* **84**, 2551 (2000).
- [17] R. A. Smith and N. K. Wilkin, *Phys. Rev. A* **62**, 061602(R) (2000).
- [18] N. R. Cooper, N. K. Wilkin, and J. M. F. Gunn, *Phys. Rev. Lett.* **87**, 120405 (2001).
- [19] B. Paredes, P. Fedichev, J. I. Cirac, and P. Zoller, *Phys. Rev. Lett.* **87**, 010402 (2001).
- [20] N. Regnault and Th. Jolicœur, *Phys. Rev. B* **69**, 235309 (2004).
- [21] S. Mashkevich, S. Matveenko, and S. Ouvry, *Nucl. Phys. B* **763**, 431 (2007) FS.
- [22] V. Bargmann, *Commun. Pure Appl. Math.* **14**, 187 (1961); *Rev. Mod. Phys.* **34**, 829 (1962).
- [23] S. M. Girvin and T. Jach, *Phys. Rev. B* **29**, 5617 (1984).
- [24] C. Foot, private communication.
- [25] H. Fu and E. Zaremba, *Phys. Rev. A* **73**, 013614 (2006).
- [26] M. Abramowitz and I. A. Stegun, *Handbook of Mathematical Functions* (Dover, New York, 1966).
- [27] D. E. Sheehy and L. Radzihovsky, *Phys. Rev. A* **70**, 063620 (2004).
- [28] G. Baym, C. J. Pethick, S. A. Gifford, and G. Watanabe, *Phys. Rev. A* **75**, 013602 (2007).
- [29] S. Kirkpatrick, C. D. Gelatt, Jr., and M. P. Vecchi, *Science* **220**, 671 (1983).
- [30] E. H. Rezayi and F. D. M. Haldane, *Phys. Rev. B* **50**, 17199 (1994).
- [31] The projected Gross-Pitaevskii equation leads to the same results as the ones obtained by using the initial equation, with the condensate wave function representing a linear superposition of LLL eigenstates [4,5,7,9,11,12].