

Ultrashort spatiotemporal optical solitons in quadratic nonlinear media: Generation of line and lump solitons from few-cycle input pulses

Hervé Leblond,¹ David Kremer,¹ and Dumitru Mihalache^{2,3}

¹Laboratoire POMA, CNRS FRE 2988, Université d'Angers, 2 Boulevard Lavoisier, 49045 Angers Cedex 01, France

²Horia Hulubei National Institute for Physics and Nuclear Engineering (IFIN-HH), 407 Atomistilor, Magurele-Bucharest, 077125, Romania

³Academy of Romanian Scientists, 54 Splaiul Independentei, Bucharest 050094, Romania

(Received 6 July 2009; published 10 November 2009)

By using a powerful reductive perturbation technique, or a multiscale analysis, a generic Kadomtsev-Petviashvili evolution equation governing the propagation of femtosecond spatiotemporal optical solitons in quadratic nonlinear media beyond the slowly varying envelope approximation is put forward. Direct numerical simulations show the formation, from adequately chosen few-cycle input pulses, of both stable line solitons (in the case of a quadratic medium with normal dispersion) and of stable lumps (for a quadratic medium with anomalous dispersion). Besides, a typical example of the decay of the perturbed unstable line soliton into stable lumps for a quadratic nonlinear medium with anomalous dispersion is also given.

DOI: [10.1103/PhysRevA.80.053812](https://doi.org/10.1103/PhysRevA.80.053812)

PACS number(s): 42.65.Tg, 42.65.Re, 05.45.Yv

I. INTRODUCTION

Over the past two decades, the development of colliding-pulse mode-locked lasers and self-started solid-state lasers has been crowned with the generation of few-cycle pulses (FCPs) for wavelengths from the visible to the near infrared (for a comprehensive review see Ref. [1]). Presently, there is still a great deal of interest in the study of propagation characteristics of these FCPs in both linear and nonlinear media. Thus the comprehensive study of intense optical pulses has opened the door to a series of applications in various fields such as light matter interaction, high-order harmonic generation, extreme nonlinear optics [2], and attosecond physics [3,4]. The theoretical studies of the physics of FCPs concentrated on three classes of main dynamical models: (i) the quantum approach [5–8], (ii) the refinements within the framework of the slowly varying envelope approximation (SVEA) of the nonlinear Schrödinger-type envelope equations [9–12], and non-SVEA models [13–17]. In media with cubic optical nonlinearity (Kerr media) the physics of (1+1)-dimensional FCPs can be adequately described beyond the SVEA by using different dynamical models, such as the modified Korteweg-de Vries (mKdV) [13], sine-Gordon (sG) [14,15], or mKdV-sG equations [16,17]. The above mentioned partial differential evolution equations admit breather solutions, which are suitable for describing the physics of few-optical-cycle solitons. Moreover, a nonintegrable generalized Kadomtsev-Petviashvili (KP) equation [18] (a two-dimensional version of the mKdV model) was also put forward for describing the (2+1)-dimensional few-optical-cycle spatiotemporal soliton propagation in cubic nonlinear media beyond the SVEA [19,20].

Notice that of particular interest for the physics of the (1+1)-dimensional FCPs is the mKdV-sG equation; thus by using a system of two-level atoms, it has been shown in Ref. [16] that the propagation of ultrashort pulses in Kerr optical media is fairly well described by a generic mKdV-sG equation. It is worthy to mention that this quite general model was also derived and studied in Refs. [21,22]. However, an-

other model equation for describing the physics of FCPs, known as the short-pulse equation (SPE) has been introduced, too [23–26] and some vectorial versions of SPE have been also investigated [27–29]. Other kind of SPE containing additional dispersion term has been introduced in Ref. [30]. A multidimensional version of the SPE was also put forward [31] and self-focusing and pulse compression have been studied, too [32]. Notice that the SPE model has been considered again in its vectorial version and the pulse self-compression and FCP soliton propagation have been investigated in detail [33]. The main dynamical (1+1)-dimensional FCP models mentioned above have been revisited recently [34]; it was thus proved that the generic dynamical model based on the mKdV-sG partial differential equation was able to retrieve the results reported so far in the literature, and so demonstrating its remarkable mathematical capabilities in describing the physics of (1+1)-dimensional FCP optical solitons [34].

As concerning the extension of these studies to other relevant physical settings, it was shown recently that a FCP launched in a quadratically nonlinear medium may result in the formation of a (1+1)-dimensional half-cycle soliton (with a single hump) and without any oscillating tails [35]. It was proved that the FCP soliton propagation in a quadratic medium can be adequately described by a KdV equation and not by mKdV equation. Notice that in Ref. [35] it was considered a quadratic nonlinearity for a single wave (frequency), and that no effective third order nonlinearity was involved (due to cascaded second order nonlinearities). This is in sharp contrast with the nonlinear propagation of standard quadratic solitons (alias two-color solitons) within the SVEA where two different waves (frequencies) are involved, namely a fundamental frequency and a second harmonic [36–43].

As mentioned above, there are only a few works devoted to the study of (2+1)-dimensional few-optical-cycle solitons, where an additional spatial transverse dimension is incorporated into the model; see e.g., Refs. [15,19,20], where the propagation of few-cycle optical pulses in a collection of

two-level atoms was investigated beyond the traditional SVEA. The numerical simulations have shown that in certain conditions, a femtosecond pulse can evolve into a stable few-optical cycle spatiotemporal soliton [15,19,20].

The aim of this paper is to derive a generic partial differential equation describing the dynamics of (2+1)-dimensional spatiotemporal solitons in quadratic nonlinear media beyond the SVEA model equations. Our study relies on the previous work [35] where the theory of half-cycle (1+1)-dimensional optical solitons in quadratic nonlinear media was put forward. This paper is organized as follows. In Sec. II we derive the generic KP equation governing the propagation of femtosecond spatiotemporal solitons in quadratic nonlinear media beyond the SVEA. To this aim we use the powerful reductive perturbation technique up to sixth order in a small parameter ε . We have arrived at the conclusion that when the resonance frequency is well above the inverse of the typical pulse width, which is of the order of a few femtoseconds, the long-wave approximation leads to generic KP I and KP II evolution equations. These evolution equations and their known analytical solutions, such as line solitons and lumps are briefly discussed in Sec. III. Direct numerical simulations of the governing equations are given in Sec. IV, where it is shown the generation of both stable line solitons (for the KP II equation) and of stable lumps (for the KP I equation), and a typical example of the decay of the perturbed unstable line soliton of the KP I equation into stable lumps is also provided. Section V presents our conclusions.

II. DERIVATION OF THE KP EQUATION

We consider the same classical and quantum models developed in Ref. [35], but with an additional transverse spatial dimension (we call it the y axis). In the quantum mechanical approach, the medium composed by two-level atoms is treated using the density-matrix formalism and the dynamics of electromagnetic field is governed by the Maxwell-Bloch equations. Thus the evolution of the electric field component E along the polarization direction of the wave (the x axis) is described by the (2+1)-dimensional Maxwell equations, which reduce to

$$(\partial_y^2 + \partial_z^2)E = \frac{1}{c^2} \partial_t^2 (E + 4\pi P), \quad (1)$$

where P is the polarization density.

A. Classical model

First we consider a classical model of an elastically bounded electron oscillating along the polarization direction of the wave. The wave itself propagates in the z direction. The evolution of the position x of an atomic electron is described by an anharmonic oscillator (here damping is neglected)

$$\frac{d^2x}{dt^2} + \Omega^2 x + ax^2 = \frac{-e}{m} E. \quad (2)$$

The parameter a measures the strength of the quadratic nonlinearity. The polarization density is $P = -Nex$, where N is the

density of atoms. Here Ω is the resonance frequency, $(-e)$ is the electron charge, m is its mass, and E is the electric field component along the x axis.

B. Quantum model

We consider a set of two-level atoms with the Hamiltonian

$$H_0 = \hbar \begin{pmatrix} \omega_a & 0 \\ 0 & \omega_b \end{pmatrix}, \quad (3)$$

where $\Omega = \omega_b - \omega_a > 0$ is the frequency of the transition. The evolution of the electric field E is described by the wave equation (1). The light propagation is coupled with the medium by means of a dipolar electric momentum μ directed along the same direction x as the electric field, according to

$$H = H_0 - \mu E, \quad (4)$$

and the polarization density P along the x direction is

$$P = N \text{Tr}(\rho \mu), \quad (5)$$

where N is the volume density of atoms, and ρ is the density matrix. The density-matrix evolution equation (Schrödinger equation) is written as

$$i\hbar \partial_t \rho = [H, \rho] + \mathcal{R}, \quad (6)$$

where \mathcal{R} is a phenomenological relaxation term. In the case of cubic nonlinearity, it has been shown that it was negligible [14], and it will be neglected here as well.

In the absence of permanent dipolar momentum,

$$\mu = \begin{pmatrix} 0 & \mu \\ \mu^* & 0 \end{pmatrix} \quad (7)$$

is off diagonal, and the quadratic nonlinearity is zero.

The quadratic nonlinearity can be phenomenologically accounted for as follows: it corresponds to a deformation of the electronic cloud induced by the field E , hence to a dependency of the energy of the excited level b with respect to E , i.e., to a Stark effect. The nonlinearity is quadratic if this dependency is linear, as follows:

$$\omega_b \rightarrow \omega_b - \alpha E. \quad (8)$$

This contribution can be included phenomenologically in the Maxwell-Bloch equations by replacing the free Hamiltonian H_0 with

$$H_0 - \alpha E \begin{pmatrix} 0 & 0 \\ 0 & 1 \end{pmatrix}. \quad (9)$$

C. Scaling

Transparency implies that the characteristic frequency ω_w of the considered radiation (in the optical range) strongly differs from the resonance frequency Ω of the atoms, hence it can be much higher or much lower. We consider here the latter case, i.e., we assume that ω_w is much smaller than Ω . This motivates the introduction of the slow variables

$$\tau = \varepsilon \left(t - \frac{z}{V} \right), \quad \zeta = \varepsilon^3 z, \quad \eta = \varepsilon^2 y, \quad (10)$$

ε being a small parameter. The delayed time τ involves propagation at some speed V to be determined. It is assumed to vary slowly in time, according to the assumption $\omega_w \ll \Omega$. The pulse shape described by the variable τ is expected to evolve slowly in time, the corresponding scale being that of variable ζ . The transverse spatial variable y has an intermediate scale as usual in KP-type expansions [44].

A weak amplitude assumption is needed in order that the nonlinear effects arise at the same propagation distance scale as the dispersion does. Next we use the reductive perturbation method as developed in Ref. [44]. To this aim we expand the electric field E as power series of a small parameter ε ,

$$E = \varepsilon^2 E_2 + \varepsilon^3 E_3 + \varepsilon^4 E_4 + \dots, \quad (11)$$

as in the standard KdV-type expansions [44]. The polarization density P is expanded in the same way.

D. Order by order resolution

The computation is exactly the same as in [35] up to order ε^4 in the Schrödinger equation (6) or classical dynamical equation (2), and up to order ε^5 in the wave equation (1). The fourth-order polarization density P_4 has the same expression as in [35]. Then the wave equation (1) at order ε^6 yields the evolution equation

$$\partial_\zeta \partial_\tau E_2 = A \partial_\tau^4 E_2 + B \partial_\tau^2 (E_2)^2 + \frac{V}{2} \partial_\eta^2 E_2, \quad (12)$$

which is a generic KP equation.

The coefficients A and B in the above (2+1)-dimensional evolution equation are

$$A = \frac{4\pi V N e^2}{2mc^2 \Omega^4}, \quad B = \frac{-4\pi V a N e^3}{2m^2 c^2 \Omega^6}, \quad (13)$$

in the classical model, and, respectively,

$$A = \frac{4\pi N |\mu|^2}{nc\hbar\Omega^3}, \quad B = \frac{-4\pi N \alpha |\mu|^2}{nc\hbar^2\Omega^2}, \quad (14)$$

in the corresponding quantum model.

Notice that the dispersion coefficient A and the nonlinear coefficient B can be written in a general form as

$$A = \frac{1}{6} \left. \frac{d^3 k}{d\omega^3} \right|_{\omega=0} = \frac{1}{2c} \left. \frac{d^2 n}{d\omega^2} \right|_{\omega=0}, \quad (15)$$

$$B = \frac{-2\pi}{nc} \chi^{(2)}(2\omega; \omega, \omega)|_{\omega=0}, \quad (16)$$

where n is the refractive index of the medium and ω is the wave angular frequency (for a detailed discussion of the corresponding expressions of the dispersion and nonlinear coefficients in the case of cubic nonlinear media see, e.g., Ref. [14]). The velocity is obviously $V=c/n$.

III. TWO KP EQUATIONS: KP I AND KP II

The KP equation (12) is reduced to

$$\partial_Z \partial_T u = \partial_T^4 u + \partial_T^2 u^2 + \sigma \partial_Y^2 u, \quad (17)$$

where $\sigma = \text{sgn}(A)$, by the change of variables

$$\zeta = Z, \quad \tau = A^{1/3} T, \quad \eta = |A|^{1/6} \sqrt{\frac{V}{2}} Y, \quad E_2 = \frac{A^{1/3}}{B} u. \quad (18)$$

For our starting models (both the classical and quantum ones), the dispersion coefficient A is positive. It is the case of the normal dispersion. Hence $\sigma=+1$ and Eq. (17) is the so-called KP II equation. Both KP I and KP II are completely integrable by means of the inverse scattering transform (IST) method [45], however the mathematical properties of the solutions differ. KP II admits stable *line solitons*, but not stable localized soliton solutions.

The line soliton has the analytical expression

$$E_2 = \frac{6p^2 A}{B} \text{sech}^2 \left\{ p \left[\tau + a\eta + \left(\frac{a^2 V}{2} + 4p^2 A \right) \zeta \right] \right\} \quad (19)$$

where a and p are arbitrary constants and A, B have the expressions given in the previous section.

If Eq. (12) is generalized to other situations using the expressions (15) and (16) for the dispersion and nonlinear coefficients, and if we assume an anomalous dispersion, i.e., $A < 0$, then $\sigma=-1$ and Eq. (17) becomes the so-called KP I equation, for which the above line soliton is not stable, but which admits stable *lumps* [46,47] as

$$E_2 = \frac{12A}{B} \frac{[-(t' + p_r y')^2 + p_i^2 y'^2 + 3/p_i^2]}{[(t' + p_r y')^2 + p_i^2 y'^2 + 3/p_i^2]^2}, \quad (20)$$

with

$$t' = \tau + (p_r^2 + p_i^2) A \zeta, \quad (21)$$

$$y' = \eta \sqrt{\frac{-2A}{V}} - 2p_r A \zeta, \quad (22)$$

where p_r and p_i are arbitrary real constants. The analytical lump solution written above is plotted in Fig. 1.

The size of the lump can be evaluated as follows. Assume for the sake of simplicity that the lump exactly propagates along z , i.e., that $p_r=0$. Then Eq. (20) has the form

$$E_2 \propto \left(\frac{t'^2}{3/p_i^2} + \frac{y'^2}{3/p_i^4} + 1 \right)^{-2}, \quad (23)$$

which gives the normalized transverse width and duration as $w'_y = \sqrt{3}/p_i^2$ and $w'_t = \sqrt{3}/p_i$, respectively, while the scaled peak amplitude of the lump is $E_{2 \max} = 4A p_i^2 / B$. Using Eqs. (21) and (22) and the scaling [Eq. (10)], we get the corresponding width and duration in physical units, as

$$w_y = \frac{\sqrt{3}}{p_i^2 \varepsilon^2} \sqrt{\frac{V}{-2A}}, \quad w_t = \frac{\sqrt{3}}{p_i \varepsilon}, \quad (24)$$

while the peak amplitude is $E_m = \varepsilon^2 E_{2 \max}$. Using expressions (15) and (16) of the coefficients A and B , we obtain

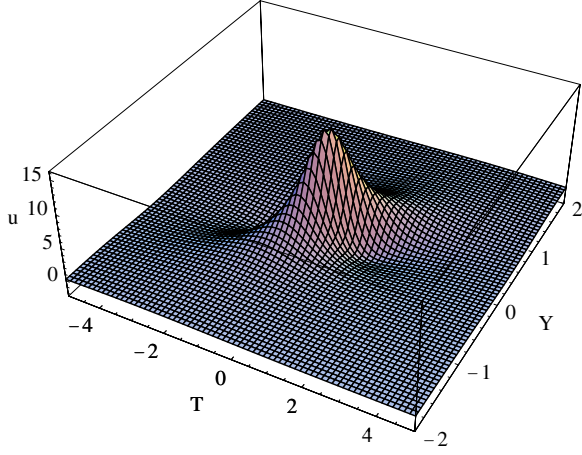


FIG. 1. (Color online) The lump solution of the KP I equation. Here the parameters are $A=-1$, $B=-1$, $V=1$, $p_r=-1$, and $p_l=2$.

$$w_y = \frac{w_t^2 c}{\sqrt{-3nn''}}, \quad E_m = \frac{-3nn''}{\pi\chi^{(2)}w_t^2}, \quad (25)$$

where n'' and $\chi^{(2)}$ are shortcuts for $d^2n/d\omega^2|_{\omega=0}$ and $\chi^{(2)}(2\omega; \omega, \omega)|_{\omega=0}$, respectively. Hence the transverse width of the lump decreases as the pulse duration does and the peak amplitude increases. However, the initial assumptions and scaling [Eq. (10)] imply that the field varies much slower in the y direction than longitudinally, hence the width of the lump should, in principle, be large with respect to its length. If this assumption is not satisfied, the validity of the KP model is questionable.

IV. NUMERICAL SIMULATIONS OF KP I AND KP II EQUATIONS

The KP equation (17) is solved by means of the fourth order Runge Kutta exponential time differencing (RK4ETD) scheme [48]. It involves one integration with respect to τ . The inverse derivative is computed by means of a Fourier transform, which implies that the integration constant is fixed so that the mean value of the inverse derivative is zero, but also that the linear term is replaced with zero, i.e., the mean value of the function $\partial_y^2 u$ is set to zero. For low frequencies, the coefficients of the RK4ETD scheme are computed by means of series expansions, to avoid catastrophic consequences of limited numerical accuracy.

A. KP II

For a normal dispersion ($n'' > 0$), as in the case of the two-level model above, Eq. (12) is KP II. Then, starting from an input in the form of a Gaussian plane-wave packet

$$u = u_0 \exp\left[-\frac{(T-T_1)^2}{w_t^2}\right] \cos\left[\frac{2\pi}{\lambda}(T-T_1)\right], \quad (26)$$

where

$$T_1 = \frac{-\lambda}{2} \exp\left(-\frac{Y^2}{w_y^2}\right) \quad (27)$$

accounts for a transverse initial perturbation, we have checked numerically (see Fig. 2) that (i) The FCP input transforms into a half-cycle pulse, line soliton solution of KP II equation, whose temporal profile is the sech-square shaped KdV soliton, plus the accompanying dispersing-diffracting waves, and that (ii) The initial perturbation vanishes and the line soliton becomes straight again during propagation.

According to the stability analysis [45], the stabilization of the perturbed line soliton occurs if the perturbation is not too large. Hence the essential requirement to evidenciate the above features is the one-dimensional problem of the formation of a KdV soliton from a Gaussian input. In principle, this problem is solved by the IST: a wide pulse with high enough intensity is expected to evolve into a finite number of solitons, plus some dispersive waves, called “radiation” in the frame of the IST method. This has been addressed numerically in [35]: it has been seen that, for a FCP-type input, the amount of radiation was quite important, and the exact number and size of solitons might depend on the carrier-envelope phase.

Numerically, the finite size of the computation box and periodic boundary conditions prevent the dispersive wave from being totally spread out. Hence, in order to evidence numerically the phenomenon mentioned above, we need to reduce the energy of the dispersive part to the lowest level possible, and produce a single soliton. Very roughly, one can say that each positive half-cycle oscillation with high enough amplitude results in one soliton. The initial carrier-envelope phase should be close to zero, the main oscillation should have a large enough amplitude, and the pulse be short enough so that only one peak is emitted. On the other hand, the length of the KdV soliton [Eq. (19)] is $2/p$, while a half-cycle of the pulse [Eq. (26)] obviously has duration $\lambda/2$. On the other hand, the amplitude of the KdV soliton [Eq. (19)] is $6p^2A/B$, to be compared to the amplitude u_0 of pulse [Eq. (26)]. In a first approximation, the half-cycle matches the KdV soliton if both the durations and amplitudes are the same, hence if

$$u_0 = \frac{96A}{\lambda^2 B}. \quad (28)$$

Numerical computation confirms that relation (28) between the wavelength and amplitude of the Gaussian pulse is roughly optimal.

Recall that our numerical computations are performed using the normalized form [Eq. (17)] of the KP equation, which corresponds to $A=B=1$. We observed that, for the particular values of λ and w_t pertaining to Fig. 2, for $u_0 \geq 5$, the soliton emerges from the dispersive wave, while, at optimum [Eq. (28)] ($u_0 \approx 11$), the soliton amplitude is about three times the amplitude of the dispersive wave.

A stable plane-wave half-cycle quadratic optical soliton can thus be formed from a FCP input. Further, the quadratic nonlinearity may restore the spatial coherence of the soliton.

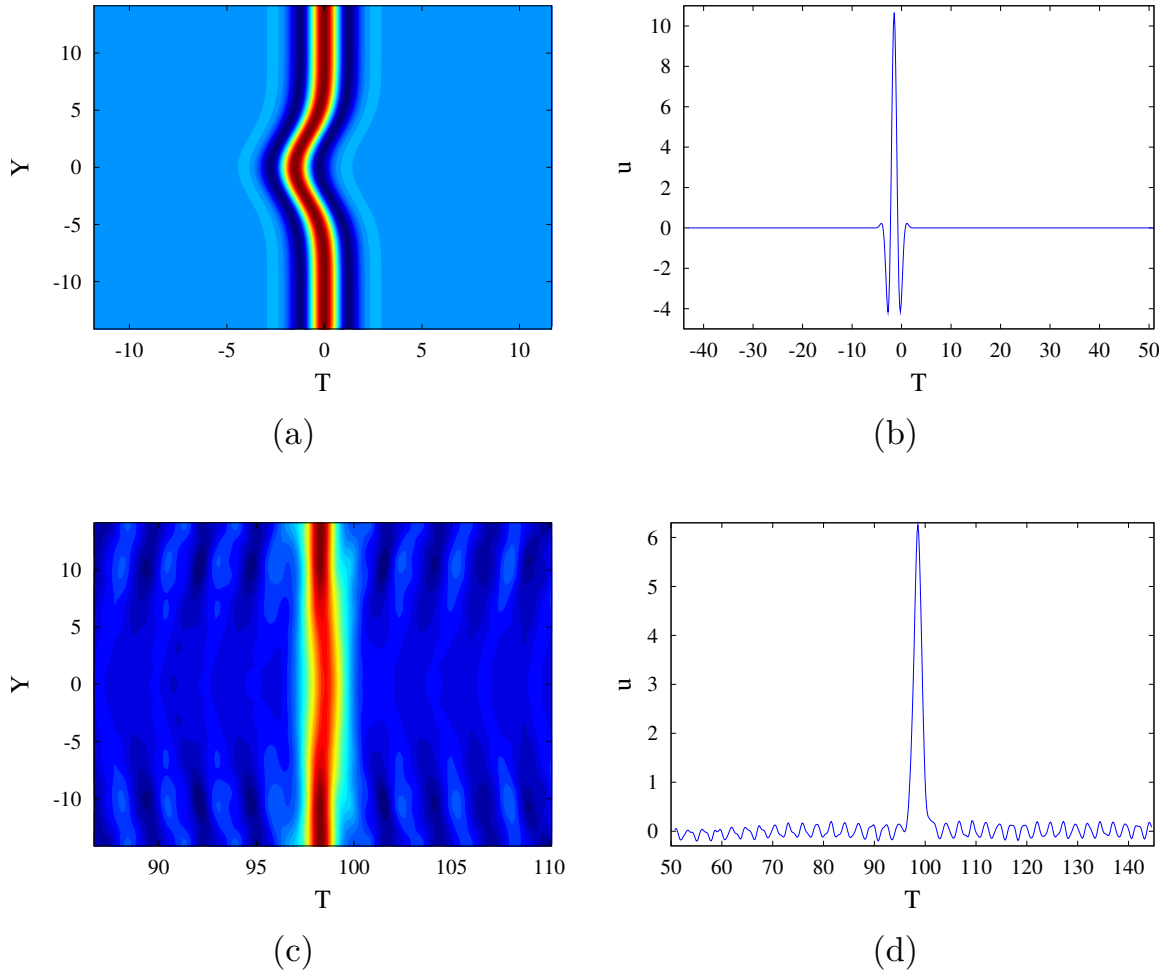


FIG. 2. (Color online) Shape and profile of the line soliton. [(a),(b)] input data, [(c),(d)] after propagation $Z=15$ (exactly 14.95). Parameters are $\lambda=3$, $u_0=10.7$, $w_t=1.4$, and $w_y=3.87$.

B. KP I

Let us now assume a quadratic nonlinear medium with anomalous dispersion ($n'' < 0$), in which the KP equation (12) is valid. It reduce to Eq. (17) with $\sigma=-1$, i.e., KP I equation.

We consider an initial data of the form

$$u = u_0 \exp\left(-\frac{T^2}{w_t^2} - \frac{Y^2}{w_y^2}\right) \cos\left(\frac{2\pi}{\lambda}T\right), \quad (29)$$

with arbitrary values of the initial amplitude u_0 , width w_y , and duration w_t of the pulse. The evolution of the input FCP into a lump is shown on Fig. 3; notice the remaining dispersive waves. The fact that they seem to be confined in the Y direction is a numerical artifact, due to the fact that absorbing boundary conditions have been added in the Y direction only. Hence the diffracting part of the dispersive waves rapidly decreases as if the width of the numerical box were infinite, while the dispersive waves which propagate along the Z axis remain confined in the numerical box (with length 160), and hence decays slower as it would happen for a single pulse.

Figure 4 shows the decay of a perturbed unstable line soliton of KP I equation into lumps. The input is given by Eq. (26), with the transverse perturbation

$$T_1 = \frac{-\lambda}{2} \cos\left(\frac{2\pi}{L}Y\right), \quad (30)$$

where the wavelength L of the transverse perturbation is chosen so that $2L=28.3$ is the width of the numerical box, in accordance with the periodic boundary conditions used in our numerical computation. This transversely perturbed line soliton, in contrast with the case of KP II for normal dispersion shown in Fig. 2, does not recover its initial straight line shape and transverse coherence, but breaks up into localized lumps. Notice that the conditions on the parameters needed to obtain a result comparable to that shown in Fig. 4 are much less restrictive than the conditions required for the numerical observation of line solitons; see Fig. 2 and the detailed discussion given above on the optimal conditions of generation of line solitons of KP II equation. Hence spatiotemporal quadratic solitons may form from a FCP input, their transverse focusing follows from any transverse perturbation of the incident plane wave.

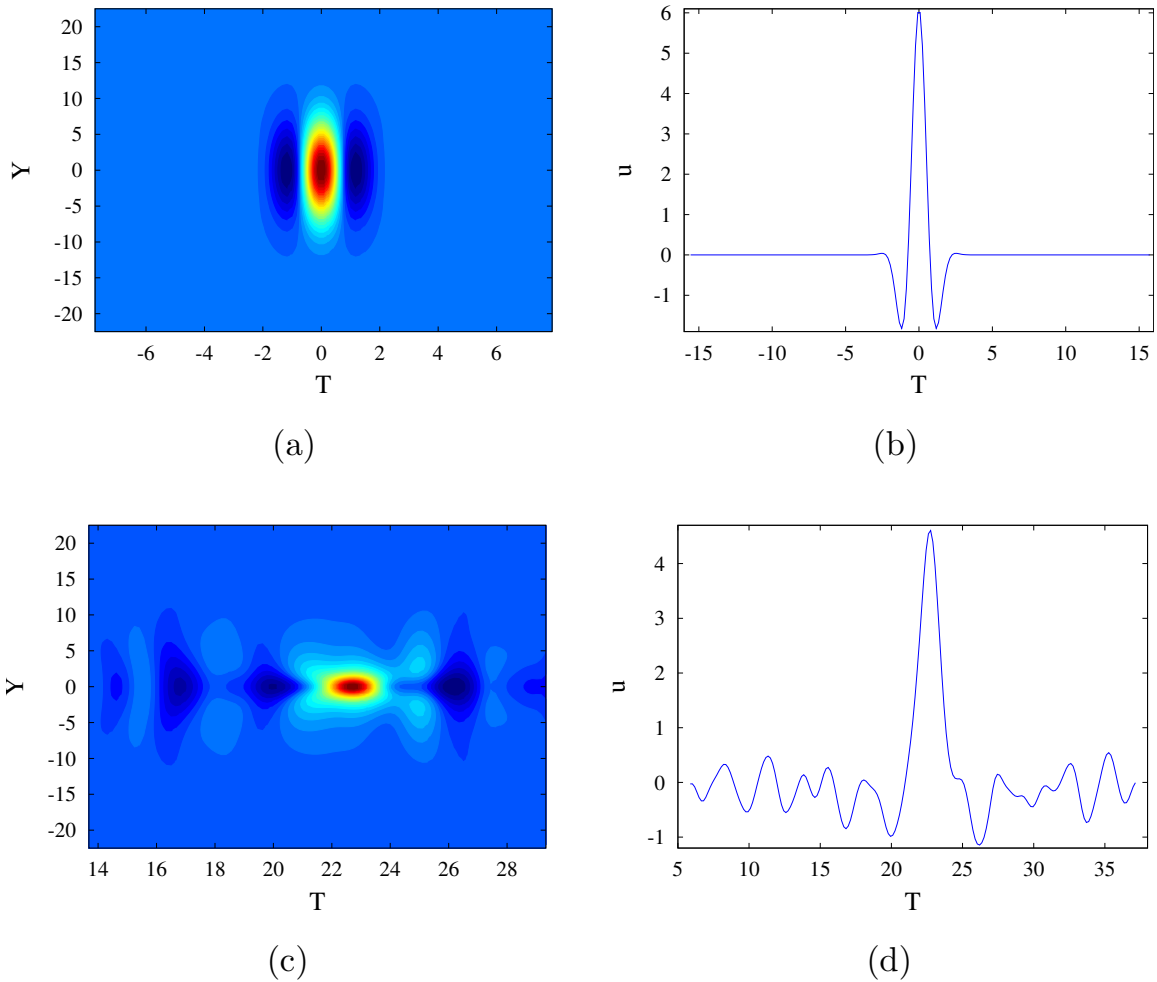


FIG. 3. (Color online) Shape and profile of the lump. [(a),(b)] input data, [(c),(d)] after propagation $Z=15$ (exactly 14.95). Parameters are $\lambda=3$, $u_0=6.12$, $w_l=1.2$, and $w_y=6.36$.

V. CONCLUSION

In conclusion, we have introduced a model beyond the slowly varying envelope approximation of the nonlinear Schrödinger-type evolution equations, for describing the

propagation of (2+1)-dimensional spatiotemporal ultrashort optical solitons in quadratic nonlinear media. Our approach is based on the Maxwell-Bloch equations for an ensemble of two level atoms. We have used the multiscale approach up to

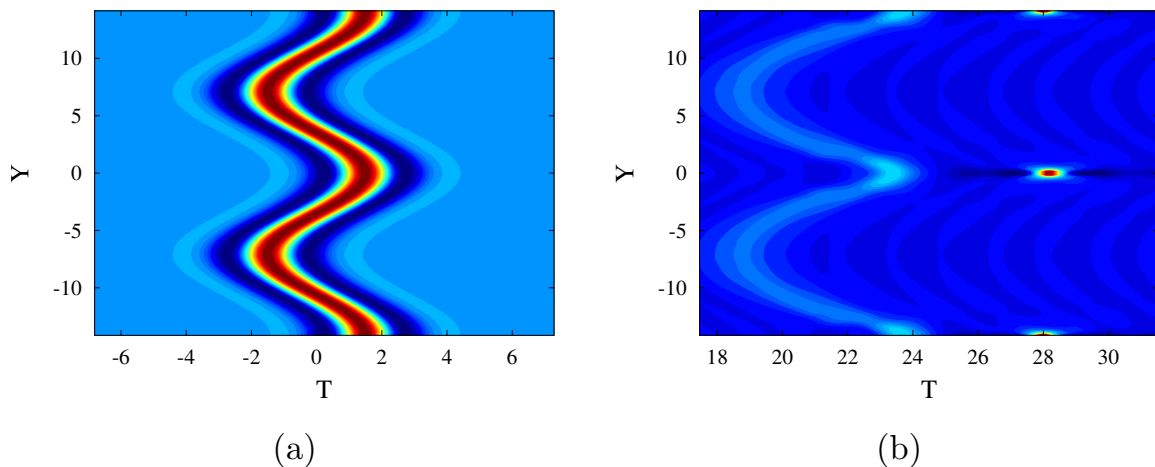


FIG. 4. (Color online) Generation of lumps from a perturbed unstable line soliton. (a) input data, (b) after propagation $Z=1.45$. Parameters are $\lambda=3$, $u_0=10.7$, $w_l=1.4$, and $L=14.14$,

the sixth order in a certain small perturbation parameter and as a result of this powerful reductive perturbation method, two generic partial differential equations were put forward, namely, (i) the Kadomtsev-Petviashvili I equation (for anomalous dispersion), and (ii) the Kadomtsev-Petviashvili II equation (for normal dispersion). Direct numerical simulations of these governing partial differential equations show the generation of both stable line solitons (for the Kadomtsev-Petviashvili II equation) and of stable lumps (for the Kadomtsev-Petviashvili I equation). Moreover, a typical example of the decay of the perturbed unstable line solitons of the Kadomtsev-Petviashvili I equation into stable lumps is also given.

The present study is restricted to (2+1) dimensions, however, due to the known properties of the Kadomtsev-Petviashvili equation in (3+1) dimensions [49,50], analogous behavior is expected in three dimensions, i.e., stability of the spatial coherence of a plane-wave few-cycle quadratic soliton for normal dispersion, and spontaneous formation of spatiotemporal few-cycle “light bullets” in the case of anomalous dispersion.

ACKNOWLEDGMENT

One of the authors (D.M.) was supported in part by the Romanian Ministry of Education and Research through Grant No. IDEI-1389/2009.

-
- [1] T. Brabec and F. Krausz, *Rev. Mod. Phys.* **72**, 545 (2000).
 [2] M. Wegener, *Extreme Nonlinear Optics* (Springer-Verlag, Berlin, 2005).
 [3] A. Scrinzi, M. Yu. Ivanov, R. Kienberger, and D. M. Villeeneuve, *J. Phys. B* **39**, R1 (2006).
 [4] F. Krausz and M. Ivanov, *Rev. Mod. Phys.* **81**, 163 (2009).
 [5] X. Tan, X. Fan, Y. Yang, and D. Tong, *J. Mod. Opt.* **55**, 2439 (2008).
 [6] N. N. Rosanov, V. E. Semenov, and N. V. Vyssotina, *Laser Phys.* **17**, 1311 (2007).
 [7] N. N. Rosanov, V. E. Semenov, and N. V. Vysotina, *Quantum Electron.* **38**, 137 (2008).
 [8] A. Nazarkin, *Phys. Rev. Lett.* **97**, 163904 (2006).
 [9] T. Brabec and F. Krausz, *Phys. Rev. Lett.* **78**, 3282 (1997).
 [10] M. V. Tognetti and H. M. Crespo, *J. Opt. Soc. Am. B* **24**, 1410 (2007).
 [11] A. A. Voronin and A. M. Zheltikov, *Phys. Rev. A* **78**, 063834 (2008).
 [12] A. Kumar and V. Mishra, *Phys. Rev. A* **79**, 063807 (2009).
 [13] I. V. Mel'nikov, D. Mihalache, F. Moldoveanu, and N.-C. Panoiu, *Phys. Rev. A* **56**, 1569 (1997); *JETP Lett.* **65**, 393 (1997).
 [14] H. Leblond and F. Sanchez, *Phys. Rev. A* **67**, 013804 (2003).
 [15] I. V. Mel'nikov, H. Leblond, F. Sanchez, and D. Mihalache, *IEEE J. Sel. Top. Quantum Electron.* **10**, 870 (2004).
 [16] H. Leblond, S. V. Sazonov, I. V. Mel'nikov, D. Mihalache, and F. Sanchez, *Phys. Rev. A* **74**, 063815 (2006).
 [17] H. Leblond, I. V. Mel'nikov, and D. Mihalache, *Phys. Rev. A* **78**, 043802 (2008).
 [18] B. B. Kadomtsev and V. I. Petviashvili, *Dokl. Akad. Nauk SSSR* **192**, 753 (1970); *Sov. Phys. Dokl.* **15**, 539 (1970).
 [19] I. V. Mel'nikov, D. Mihalache, and N.-C. Panoiu, *Opt. Commun.* **181**, 345 (2000).
 [20] H. Leblond, F. Sanchez, I. V. Mel'nikov, and D. Mihalache, *Math. Comput. Simul.* **69**, 378 (2005).
 [21] S. V. Sazonov, *Sov. Phys. JETP* **92**, 361 (2001).
 [22] A. N. Bugay and S. V. Sazonov, *J. Opt. B: Quantum Semiclassical Opt.* **6**, 328 (2004).
 [23] T. Schäfer and C. E. Wayne, *Physica D* **196**, 90 (2004).
 [24] Y. Chung, C. K. R. T. Jones, T. Schäfer, and C. E. Wayne, *Nonlinearity* **18**, 1351 (2005).
 [25] A. Sakovich and S. Sakovich, *J. Phys. Soc. Jpn.* **74**, 239 (2005).
 [26] A. Sakovich and S. Sakovich, *J. Phys. A* **39**, L361 (2006).
 [27] M. Pietrzyk, I. Kanattšikov, and U. Bandelow, *J. Nonlinear Math. Phys.* **15**, 162 (2008).
 [28] Sh. Amiranashvili, A. G. Vladimirov, and U. Bandelow, *Phys. Rev. A* **77**, 063821 (2008).
 [29] A. V. Kim, S. A. Skobelev, D. Anderson, T. Hansson, and M. Lisak, *Phys. Rev. A* **77**, 043823 (2008).
 [30] S. A. Kozlov and S. V. Sazonov, *Sov. Phys. JETP* **84**, 221 (1997).
 [31] V. G. Bespalov, S. A. Kozlov, Yu. A. Shpolyanskiy, and I. A. Walmsley, *Phys. Rev. A* **66**, 013811 (2002).
 [32] A. N. Berkovsky, S. A. Kozlov, and Yu. A. Shpolyanskiy, *Phys. Rev. A* **72**, 043821 (2005).
 [33] S. A. Skobelev, D. V. Kartashov, and A. V. Kim, *Phys. Rev. Lett.* **99**, 203902 (2007).
 [34] H. Leblond and D. Mihalache, *Phys. Rev. A* **79**, 063835 (2009).
 [35] H. Leblond, *Phys. Rev. A* **78**, 013807 (2008).
 [36] L. Torner, D. Mihalache, D. Mazilu, and N. N. Akhmediev, *Opt. Lett.* **20**, 2183 (1995).
 [37] A. V. Buryak and Yu. S. Kivshar, *Phys. Lett. A* **197**, 407 (1995).
 [38] L. Torner, D. Mihalache, D. Mazilu, E. M. Wright, W. E. Torruellas, and G. I. Stegeman, *Opt. Commun.* **121**, 149 (1995).
 [39] L. Torner, D. Mazilu, and D. Mihalache, *Phys. Rev. Lett.* **77**, 2455 (1996); D. Mihalache, F. Lederer, D. Mazilu, and L.-C. Crasovan, *Opt. Eng.* **35**, 1616 (1996); D. Mihalache, D. Mazilu, L.-C. Crasovan, and L. Torner, *Opt. Commun.* **137**, 113 (1997).
 [40] H. Leblond, *J. Phys. A* **31**, 5129 (1998).
 [41] D. Mihalache, D. Mazilu, L.-C. Crasovan, L. Torner, B. A. Malomed, and F. Lederer, *Phys. Rev. E* **62**, 7340 (2000).
 [42] A. V. Buryak, P. Di Trapani, D. Skryabin, and S. Trillo, *Phys. Rep.* **370**, 63 (2002).
 [43] B. A. Malomed, D. Mihalache, F. Wise, and L. Torner, *J. Opt. B: Quantum Semiclassical Opt.* **7**, R53 (2005).
 [44] H. Leblond, *J. Phys. B* **41**, 043001 (2008).
 [45] M. J. Ablowitz and H. Segur, *Solitons and the Inverse Scattering Transform* (SIAM, Philadelphia, 1981).

- [46] J. Satsuma and M. J. Ablowitz, *J. Math. Phys.* **20**, 1496 (1979).
- [47] A. de Bouard and J.-C. Saut, *SIAM J. Math. Anal.* **28**, 1064 (1997).
- [48] S. M. Cox and P. C. Matthews, *J. Comput. Phys.* **176**, 430 (2002).
- [49] E. Infeld, A. Senatorski, and A. A. Skorupski, *Phys. Rev. E* **51**, 3183 (1995).
- [50] A. Senatorski and E. Infeld, *Phys. Rev. E* **57**, 6050 (1998).