

Feshbach resonances with large background scattering length: Interplay with open-channel resonances

B. Marcelis,¹ E. G. M. van Kempen,¹ B. J. Verhaar,¹ and S. J. J. M. F. Kokkelmans^{1,2}

¹*Eindhoven University of Technology, P.O. Box 513, 5600 MB Eindhoven, The Netherlands*

²*Laboratoire Kastler Brossel, Ecole Normale Supérieure, 24 rue Lhomond, 75231 Paris 05, France*

(Received 10 February 2004; published 1 July 2004)

Feshbach resonances are commonly described by a single-resonance Feshbach model, and open-channel resonances are not taken into account explicitly. However, an open-channel resonance near threshold limits the range of validity of this model. Such a situation exists when the background scattering length is much larger than the range of the interatomic potential. The open-channel resonance introduces strong threshold effects not included in the single-resonance description. We derive an easy-to-use analytical model that takes into account both the Feshbach resonance and the open-channel resonance. We apply our model to ⁸⁵Rb, which has a large background scattering length, and show that the agreement with coupled-channel calculations is excellent. The model can be readily applied to other atomic systems with a large background scattering length, such as ⁶Li and ¹³³Cs. Our approach provides full insight into the underlying physics of the interplay between open-channel (or potential) resonances and Feshbach resonances.

DOI: 10.1103/PhysRevA.70.012701

PACS number(s): 34.50.-s, 02.30.Mv, 03.75.Nt, 11.55.Bq

I. INTRODUCTION

A magnetically induced Feshbach resonance [1,2] is an indispensable tool to control the atom-atom interaction in ultracold gases. By simply changing the magnetic field around resonance, the *s*-wave scattering length, which is a measure of the strength of the interactions, can be given basically any value. Exactly on resonance, the scattering length is infinite, and its value is therefore much larger than any other length scale that characterizes the atomic gas system. This means that the scattering length effectively drops out of the physical problem. For very low temperatures and on resonance, universal behavior has been predicted [3,4]. For higher temperatures or for situations further away from resonance, knowledge about the correct energy dependence of the scattering phase shift will be needed to account for an accurate description of a resonant two-body interaction [5,6].

Crossing the Feshbach resonance, the scattering length *a* goes from positive to negative values through infinity, and the effective interaction changes accordingly from repulsive (*a* > 0) to attractive (*a* < 0). Using two atomic-spin states of a fermionic gas, it is possible to study the crossover region between a BCS superfluid and a Bose-Einstein condensate (BEC) of molecules [7–9].

The Feshbach resonance is associated with a molecular state just below the collision threshold. When the magnetic field is changed during an experiment, (quasibound) molecules can be formed [10–12] while sweeping through the resonance. At JILA, coherent oscillations between atoms and molecules have been observed by applying two magnetic-field “Ramsey” pulses close to resonance [13,14]. The oscillation frequency was directly related to the binding energy of the molecules. More recently, Feshbach resonances were utilized in the formation of ultracold molecules from a degenerate atomic Fermi gas [15–18]. Here molecules could be produced reversibly by sweeping twice through resonance. In some cases these dimers have been cooled further down

below the BEC transition temperature [19–21]. In the case of bosonic systems, Feshbach resonances have been utilized to produce ultracold sodium, cesium, and rubidium molecules [22–24].

Close to the magnetic field value of resonance *B*₀, the *s*-wave scattering length *a* shows a characteristic dispersive behavior and is given by

$$a(B) = a_{\text{bg}} \left(1 - \frac{\Delta B}{B - B_0} \right). \quad (1)$$

The background part of the scattering length, *a*_{bg}, summarizes the effect of the direct scattering processes in the open channel, *without* coupling to other closed spin channels. ΔB is the field width of the Feshbach resonance. An example of this behavior can be seen in Fig. 1. Since the Feshbach resonance is responsible for the dramatic behavior of the scattering length, the background process is usually considered not very interesting and is in some cases even neglected. The direct process is then associated with nonresonant scattering, where the value of *a*_{bg} should be of the order of the van der Waals potential range $r_0 \equiv (\mu C_6 / 8\hbar^2)^{1/4}$ [25], with μ the reduced mass and *C*₆ the van der Waals coefficient. This, however, is only true when there is no potential resonance close to the collision threshold.

The effect of potential resonances can be easily estimated by comparing the value of *a*_{bg} to the potential range *r*₀. For example, in the case of ⁸⁷Rb, the direct interaction potential is nonresonant since *a*_{bg} = 100*a*₀ [26] and *r*₀ is of the same order for rubidium. There are also situations where this is not the case. When *a*_{bg} is large and positive, there is an open-channel bound state very close to threshold. For example, this occurs for ¹³³Cs, where *a*_{bg} = 905*a*₀ [27,28] is much larger than *r*₀. In other situations *a*_{bg} can be large and negative, indicating that the interaction potential has a virtual state near threshold. Examples here are ⁸⁵Rb with *a*_{bg} = −443*a*₀ [14], and ⁶Li where *a*_{bg} ≈ −2000*a*₀ [29,30]. In these

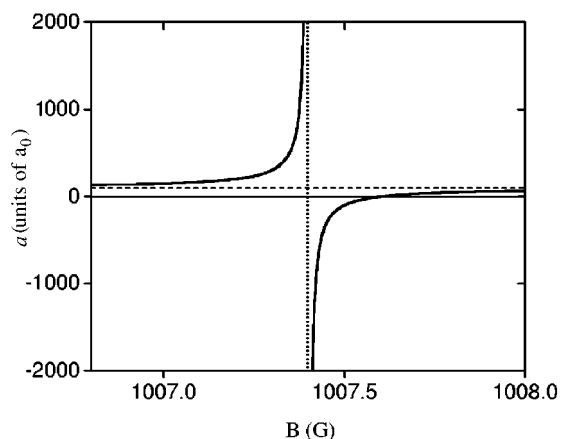


FIG. 1. Scattering length as a function of the magnetic field for ^{87}Rb in the $|f, m_f\rangle = |1, 1\rangle$ hyperfine channel. The horizontal dashed line indicates the direct scattering length $a_{\text{bg}} = 100a_0$ (with a_0 the Bohr radius), and the vertical dotted line indicates the resonant magnetic field $B_0 = 1007.4$ G. The field width is given by $\Delta B = 0.2$ G.

cases, the nonresonant description of the background scattering process is not correct. This can be seen from a comparison between the single-resonance Feshbach model and a full coupled-channel calculation over the range of energies of interest for current experiments, as will be shown in the following.

In this paper, we demonstrate how the potential resonance can be taken into account analytically by properly describing the interplay between the open-channel resonance and the Feshbach resonance. The open-channel resonance is associated with a pole of the direct part of the scattering matrix. In our approach, we include this open-channel pole in the multichannel Feshbach formalism. The resonance phenomena discussed here in the context of cold atomic collisions are quite general and have been studied before in the context of nuclear physics [31], electron-atom collisions [32], and electron-molecule collisions [33]. In previous work the potential resonance is indirectly included in the closed-channel subspace; however, the potential resonance is actually located in the open-channel subspace. In our approach, the distinction between open-channel and closed-channel resonances is clearly made, which results in a better understanding of the underlying physics.

The paper is outlined as follows. In Sec. II we introduce the basic ideas behind our approach. In Sec. III we briefly discuss the theory of Feshbach resonances, based on a projection-operator approach. In Sec. IV we discuss the properties of potential resonances and explain how the so-called Mittag-Leffler expansion can be used to account for these resonances. The Mittag-Leffler expansion is used in Sec. V to discuss the interplay between Feshbach resonances and potential resonances. In Sec. VI we give a thorough discussion of the results of our model. We compare our model with other commonly used approaches in Sec. VII, and conclusions are drawn in Sec. VIII.

II. BASIC IDEAS

In this section, we introduce the basic ideas which are needed to describe the interplay between potential reso-

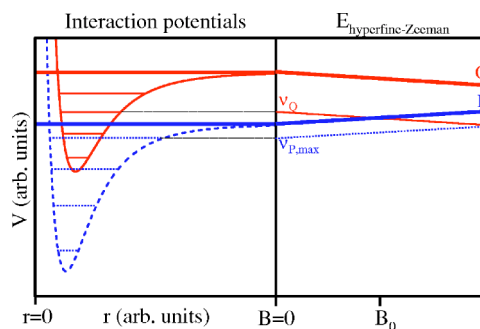


FIG. 2. (Color online) Left part of figure: schematic illustration of the P -channel (dashed) and Q -channel (solid) interaction potentials for $B=0$. Right part of figure: the interaction potentials are asymptotically connected to the magnetic-field-dependent two-particle hyperfine-Zeeman eigenenergies. Also shown are the highest P -channel vibrational bound state ($\nu_{P,\text{max}}$) and a Q -channel vibrational bound state (ν_Q) close to the collision threshold. At the resonant magnetic field B_0 the coupling between the Q -channel bound state and the P -channel scattering state becomes resonant.

nances and Feshbach resonances. We first introduce the Feshbach resonance with a nonresonant background scattering process—i.e., with a background scattering length on the order of the range of the interatomic potential. Then we discuss a single-channel s -wave resonance and its relation to the poles of the scattering matrix. In case the background scattering length is large, this indicates that the open channel is nearly resonant, even without coupling to other channels. Then, we investigate the effect of the open-channel resonance on the Feshbach resonance. We study two different cases: one with large positive and one with large negative a_{bg} .

A. Feshbach resonances

The location of the vibrational bound states in the interaction potential determines the scattering properties in ultracold atomic collisions. In a multichannel collision the incoming channel may be coupled to other (open and closed) channels during the collision. A channel is energetically open (closed) when the total energy of the two-atom system is above (below) the dissociation threshold energy of the incoming channel. In the Feshbach formalism the total Hilbert space describing the spatial and spin degrees of freedom is divided into two subspaces, indicated by \mathcal{P} and \mathcal{Q} . Generally, the open channels are located in \mathcal{P} space and the closed channels in \mathcal{Q} space. As a model example, we consider the case with only one open (P) and one closed (Q) channel. A schematic illustration of the interaction potentials associated with these two channels is shown in the left part of Fig. 2. Since the total energy is above the P threshold, this P channel is automatically the incoming and outgoing channel. Later on, we also consider the case where the total energy is below the P threshold. Strictly speaking, the P channel is then energetically closed and should belong to the \mathcal{Q} subspace. However, for convenience we will still use the labeling P and Q to distinguish between these two channels.

In the case of alkali-metal atoms, the P and Q channels are associated with different spin configurations and have a

different effective magnetic moment. The energy difference between the channels can be tuned by changing the external magnetic field. This means that the P and Q potentials can be shifted relative to each other. The Zeeman energy shift of the P -channel and Q -channel thresholds is schematically shown in the right part of the figure. Also indicated is the energy of the highest P -channel vibrational bound state ($\nu_{P,\max}$) and a Q -channel vibrational bound state (ν_Q) close to the P threshold.

During the collision the atoms are coupled from the P channel to the Q channel. The scattering process becomes resonant when a Q -channel bound state is located close to the P -channel collision threshold, giving rise to a Feshbach resonance. The unperturbed Q -channel bound state is dressed by the coupling to the P channel. This dressed state can be considered as a (quasi)bound state of the total scattering system. The colliding atoms are temporarily captured in the (quasi)bound state, and after a characteristic time $\tau=2\hbar/\Gamma$, with Γ the decay width of the (quasi)bound state, they return to the P channel. At the magnetic field value B_0 , where the dressed state crosses the P threshold, the scattering length has a singularity. The resulting behavior of the scattering length was already shown in Fig. 1.

The scattering length is related to the zero-energy limit of the scattering matrix. In the Feshbach description the energy-dependent scattering matrix is divided into two parts. The direct part S_{direct}^P describes the scattering processes in the P channel, *without* coupling to the Q channel. The Feshbach resonance is described by the resonant part S_{res}^Q . The resulting total scattering matrix $S=S_{\text{direct}}^P S_{\text{res}}^Q$ summarizes the energy and field dependence of the scattering process around resonance.

The direct part of the scattering process is usually assumed to be nonresonant. In the treatment by Moerdijk *et al.* [34] the direct part of the scattering matrix is described by a single parameter only: $S_{\text{direct}}^P(k)=\exp[-2ika_{\text{bg}}]$, where k is the relative wave number of the two colliding particles. In the case a_{bg} is of order of the range of the potential r_0 , the resulting single-resonance Feshbach model accurately summarizes the scattering process for the energies and magnetic fields of interest.

B. Potential resonances

The direct scattering properties are determined by the location of the bound states in the P -channel potential. In case the P channel has a bound state close to threshold, this channel is nearly resonant and a_{bg} is large and positive. This has several important implications, which have not been considered before in the description of Feshbach resonances in cold atomic collisions. The P -channel potential resonance introduces a resonance energy dependence of S_{direct}^P , not included in the simple description based on a_{bg} only. It is not straightforward to describe this resonance by means of a projection formalism analogous to the Feshbach approach, since the bound state is located in the open channel. Still, it is possible to understand the resonance behavior by studying the poles of the scattering matrix.

There is a general connection between the resonances and bound states of a scattering system and the various poles of

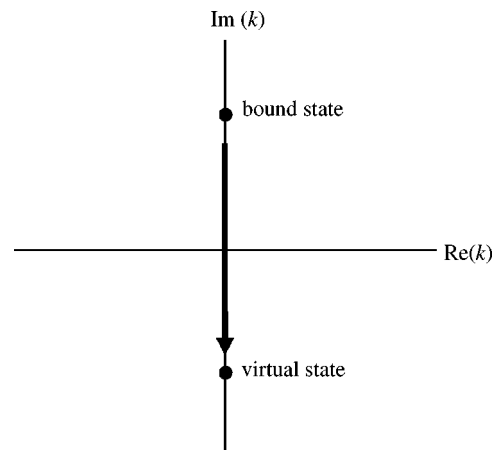


FIG. 3. Schematic illustration of the poles of the S matrix in the complex k plane. The bound-state pole is located at the positive imaginary k axis. For a less attractive potential, this pole will move down the imaginary k axis, giving rise to a virtual state.

the scattering matrix [35]. For single-channel s -wave collisions, the poles in the upper half of the complex k plane can only be located on the imaginary k axis. Sufficiently close to the origin ($k=0$), the poles in the lower half-plane can only be located on the imaginary axis as well [36]. As a result, the energy $E=\hbar^2 k^2/2\mu$ associated with these poles will be strictly negative. The P -channel bound state is related to a pole of S_{direct}^P on the positive imaginary k axis, as indicated in Fig. 3. If the bound state is located just below threshold, this pole is located close to the origin.

Now imagine that the potential gradually becomes less attractive. Then, the bound states will move towards threshold, and the poles of the S matrix will move down the imaginary k axis. Consequently, the bound-state pole close to the origin will move towards $k=0$, cross the origin when the bound state is located exactly at threshold, and eventually turn into a so-called virtual-state pole on the negative imaginary k axis. The energy associated with this virtual state is negative, but there is no proper physical bound state associated with this energy. A virtual state can be regarded as a nearly bound state that behaves much like a real bound state in the inner region of the interaction potential. Only in the asymptotic region ($r\rightarrow\infty$) does the virtual state “discover” it does not quite fit to the size of the interaction potential, and the virtual state exponentially explodes.

The direct part of the scattering matrix can be divided into a resonant and a nonresonant part: $S_{\text{direct}}^P=S_{\text{bg}}^P S_{\text{res}}^P$. The background part is now related to the true range of the potential, while the resonant part takes the form

$$S_{\text{res}}^P(k)=-\frac{k+i\kappa}{k-i\kappa}, \quad (2)$$

where $i\kappa$ is the location of the pole on the imaginary k axis. In the zero-energy limit, the direct part of the scattering matrix is related to the background scattering length as $a_{\text{bg}}=a_{\text{bg}}^P+1/\kappa$. Here a_{bg}^P is of order r_0 , while the resonant contribution of the P channel is given by $1/\kappa$. The important effect of a bound or virtual state near threshold is the intro-

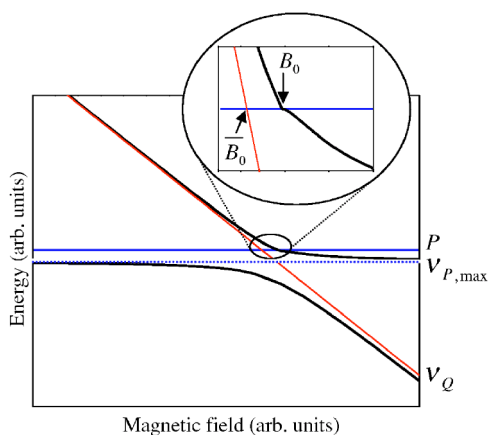


FIG. 4. (Color online) Example of an avoided crossing between a P -channel and a Q -channel bound state. The energy of the bare bound states is indicated by the horizontal and slanted lines. The energies of the dressed states are indicated by the solid lines. One of the dressed states crosses the P threshold at B_0 . The bare Q -channel bound state crosses the P threshold at \bar{B}_0 . Note that the energies are give relative to the P -channel collision threshold (horizontal solid line).

duction of a resonance energy dependence of S_{direct}^P . More details will be given in Sec. IV.

C. Interplay

Now we return to a multichannel collision, with a Feshbach resonance resulting from coupling to Q space and a potential resonance associated with P space. The total scattering matrix takes the form $S = S_{\text{bg}}^P S_{\text{res}}^P S_{\text{res}}^Q$, where the background part is related to the true range of the potential. In a multichannel problem, the bound and quasibound states of the scattering system are related to the poles of the total S matrix. The bound-state poles are located on the positive imaginary k axis, whereas the quasibound-state poles are located in the lower half of the complex k plane. These poles are generally not located on the imaginary axis, as they are related to complex energies $E_R - i\Gamma/2$. Here E_R is the energy, and Γ the decay width of the quasibound state. The decay width is related to the lifetime of the quasibound Feshbach resonance state.

In Fig. 4, we consider the case where the P channel has a bound state just below threshold. This means that a_{bg} will be large and positive, which is the case for ^{133}Cs , for example. The bare bound states of the P and Q channels are indicated by the horizontal ($\nu_{P,\text{max}}$) and slanted (ν_Q) lines, respectively. These bare states are eigenstates in the uncoupled P and Q subspaces. The bare Q -channel bound state crosses the P -channel threshold at the magnetic field value \bar{B}_0 . The dressed states are indicated by the solid lines.

Below the P threshold, the behavior of the dressed states resembles an avoided crossing as described by a two-level Landau-Zener model. In the inset, the behavior of the dressed state is shown close to the P -channel threshold. At B_0 one of the dressed bound states crosses the collision threshold, acquires a decay width, and turns into a quasi-

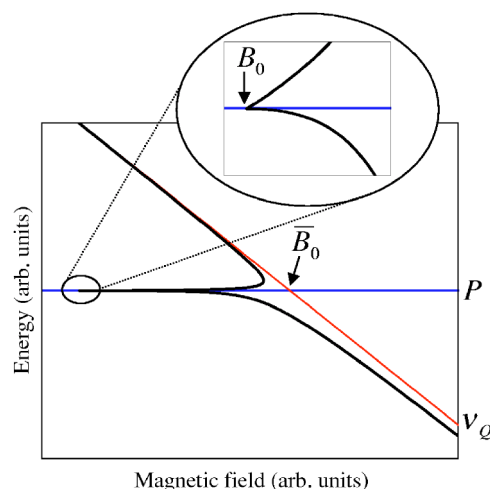


FIG. 5. (Color online) Effect of virtual state on Feshbach resonance in ^{85}Rb in the $|2, -2\rangle$ hyperfine channel. Shown are the energy of the unperturbed Q -channel bound state (dotted line) and of the (quasi)bound state (solid line) which is “dressed” by the coupling to the P channel. The (quasi)bound state crosses the collision threshold at B_0 ; the unperturbed Q -channel bound state crosses the collision threshold at \bar{B}_0 . Note that the energies are give relative to the P -channel collision threshold (horizontal solid line).

bound state. Exactly at B_0 , the s -wave scattering length goes through infinity. Note that the binding energy of the dressed state curves quadratically towards threshold according to the well-known relation $\epsilon_{\text{bind}}(B) = -\hbar^2/[2\mu a^2(B)] \propto (B - B_0)^2$, as follows from Eq. (1). At threshold, the slope of the dressed-state energy shows a discontinuity resulting from a nonzero decay width above threshold. We stress that, although the behavior of the dressed states shows some resemblance with the two-level Landau-Zener description, this model does not include these threshold effects and cannot be used to properly describe the interplay between a potential resonance and a Feshbach resonance.

For a_{bg} large and negative, there is a P -channel virtual state near threshold. Examples here are ^{85}Rb and ^6Li . An example of the energy of the dressed states for this situation is given in Fig. 5. Here the difference with the Landau-Zener model is even more striking. The behavior of the dressed-state energies cannot be understood on the basis of an avoided crossing between the Q -channel bound state and the P -channel threshold. Based on a Landau-Zener approach, the dressed state above the P threshold would be located at the right-hand side of the bare Q -channel bound state, which clearly is not the case. The binding energy still curves quadratically towards threshold, which it crosses at the magnetic field B_0 . From the inset it can be seen that the slope of the dressed-state energy shows a discontinuity at threshold, which is even more distinct than the situation given in Fig. 4. For larger collision energies, the dressed quasibound state curves back to the bare Q -channel bound state [39].

In the following we derive an analytical model that describes the interplay between potential resonances and Feshbach resonances. We used this model to obtain Figs. 4 and 5, which are model examples applicable to ^{133}Cs and ^{85}Rb , respectively. In Sec. VI we show that the agreement between

our model and full coupled-channel calculations is excellent for a large domain of energies and magnetic fields, while the single-resonance Feshbach model gives poor results in the same domain. We compare our model with other approaches in Sec. VII.

III. FESHBACH RESONANCE THEORY

Feshbach resonances in two-body collisions are related to the coupling of different spin channels and can be conveniently described in an approach due to Feshbach [1,38]. In this approach the total Hilbert space \mathcal{H} describing the spatial and spin degrees of freedom is divided into two subspaces \mathcal{P} and \mathcal{Q} . In general \mathcal{P} contains the open channels and \mathcal{Q} the closed channels. The S and T matrices, which are related to the transition probabilities of the scattering process, are separated in two parts accordingly. The P part describes the direct interactions in the open-channel subspace, and the Q part describes the effect of the coupling to the closed channels. Usually the Q part contains the resonances and the P part is assumed to be nonresonant. We discuss in Sec. IV why in some cases the P part can introduce resonant features as well. In Sec. V we show how these P -channel resonances can be taken into account analytically. First we discuss the Feshbach projection formalism in this section.

One can construct projection operators P and Q , which project onto the subspaces \mathcal{P} and \mathcal{Q} , respectively. The Schrödinger equation for the two-body collision can then be written as a set of coupled equations:

$$(E_{\text{tot}} - H_{PP})|\Psi_P\rangle = H_{PQ}|\Psi_Q\rangle, \quad (3)$$

$$(E_{\text{tot}} - H_{QQ})|\Psi_Q\rangle = H_{QP}|\Psi_P\rangle. \quad (4)$$

Here we use the notation $|\Psi_P\rangle \equiv P|\Psi\rangle$, $|\Psi_Q\rangle \equiv Q|\Psi\rangle$, $H_{PP} \equiv PHP$, $H_{PQ} \equiv PHQ$, etc., and $E_{\text{tot}} = E + E_{\text{thr}}$ is the total energy of the colliding atoms, with E the kinetic energy and E_{thr} the energy of the open-channel threshold. As already mentioned, we are only interested in scattering processes with only one open channel. The P channel is then simultaneously the incoming and outgoing channel. Also note that all energies in the following are given with respect to the open-channel collision threshold.

We multiply Eq. (4) from the left with the resolvent (or Green's) operator $G_{QQ}(E^+) \equiv [E^+ - H_{QQ}]^{-1}$:

$$|\Psi_Q\rangle = \frac{1}{E^+ - H_{QQ}} H_{QP} |\Psi_P\rangle, \quad (5)$$

where $E^+ = E + i\delta$ with δ approaching zero from positive values. Substituting the expression for $|\Psi_Q\rangle$ into Eq. (3), the problem in the \mathcal{P} subspace is equivalent to solving the Schrödinger equation $(E - H_{\text{eff}})|\Psi_P\rangle = 0$, where the effective Hamiltonian is given by

$$H_{\text{eff}} = H_{PP} + H_{PQ} \frac{1}{E^+ - H_{QQ}} H_{QP}. \quad (6)$$

The first term in the effective Hamiltonian describes the direct effect of the open-channel subspace \mathcal{P} on the scattering process. The second term in the effective Hamiltonian de-

scribes the coupling of \mathcal{P} space to \mathcal{Q} space, propagation through \mathcal{Q} space, and coupling back to \mathcal{P} space again.

The resolvent operator G_{QQ} can be expanded in terms of the discrete ($|\phi_i\rangle$) and continuum ($|\phi(\epsilon)\rangle$) eigenstates of H_{QQ} :

$$\frac{1}{E^+ - H_{QQ}} = \sum_i \frac{|\phi_i\rangle\langle\phi_i|}{E - \epsilon_i^Q} + \int \frac{|\phi(\epsilon)\rangle\langle\phi(\epsilon)|}{E^+ - \epsilon} d\epsilon. \quad (7)$$

Now suppose there is only one discrete bound state of H_{QQ} for which the eigenvalue ϵ_b^Q is close to the collision energy E of the scattering state. That is, the other Q -channel bound states are located sufficiently far away from the P threshold so that their contribution can be safely neglected. In this case we can also neglect the continuum expansion of H_{QQ} , and the problem in the \mathcal{P} subspace reduces to

$$(E - H_{PP})|\Psi_P\rangle = H_{PQ} \frac{|\phi_b\rangle\langle\phi_b|}{E - \epsilon_b^Q} H_{QP} |\Psi_P\rangle. \quad (8)$$

Now we can formally solve the coupled problem by multiplying from the left with the resolvent operator $G_{PP}(E^+) \equiv [E^+ - H_{PP}]^{-1}$:

$$|\Psi_P\rangle = |\Psi_P^+\rangle + \frac{1}{E^+ - H_{PP}} H_{PQ} \frac{|\phi_b\rangle\langle\phi_b|}{E - \epsilon_b^Q} H_{QP} |\Psi_P\rangle. \quad (9)$$

The scattering state $|\Psi_P^+\rangle$ corresponds to the homogeneous part of the Schrödinger equation projected into \mathcal{P} space and is an eigensolution of H_{PP} with outgoing spherical wave boundary conditions. The scattering states are energy normalized as $\langle\Psi_P^+(E)|\Psi_P^+(E')\rangle = \delta(E - E')$, where $\delta(E)$ is the Dirac delta function.

Before calculating the S and T matrices, we introduce the Lipmann-Schwinger equations for $|\Psi_P^\pm\rangle$, where the superscript $+$ ($-$) indicates outgoing (incoming) spherical-wave boundary conditions [41]:

$$|\Psi_P^\pm\rangle = |\chi_P\rangle + \frac{1}{E^\pm - H_{PP}} V_{PP} |\chi_P\rangle. \quad (10)$$

Here the Hamiltonian in \mathcal{P} space is written as $H_{PP} \equiv H_{PP}^0 + V_{PP}$, where H_{PP}^0 represents the sum of the relative kinetic energy operator and the two-particle hyperfine-Zeeman interactions, and V_{PP} the interatomic interactions, both projected onto the \mathcal{P} -channel subspace. The unscattered states $|\chi_P\rangle$ are eigenstates of H_{PP}^0 .

The T_P matrix, giving the transition amplitude due to scattering in the \mathcal{P} subspace only, can now be calculated as

$$\begin{aligned} \langle\chi_P|T_P|\chi_P\rangle &\equiv \langle\chi_P|V_{PP} \left[1 + \frac{1}{E^+ - H_{PP}} V_{PP} \right] |\chi_P\rangle \\ &= \langle\chi_P|V_{PP}|\Psi_P^+\rangle. \end{aligned} \quad (11)$$

Introducing the second term in the effective Hamiltonian, Eq. (6), according to the two-potential theorem [41] the total T matrix is given by

$$\begin{aligned}\langle\chi_P|T|\chi_P\rangle &= \langle\chi_P|\left[V_{PP}+H_{PQ}\frac{1}{E^+-H_{QQ}}H_{QP}\right]|\Psi_P\rangle \\ &= \langle\chi_P|V_{PP}|\Psi_P^+\rangle + \langle\Psi_P^-|H_{PQ}\frac{1}{E^+-H_{QQ}}H_{QP}|\Psi_P\rangle,\end{aligned}\quad (12)$$

where we have used the formal solution for $|\Psi_P\rangle$ given by Eq. (9) together with relation (10). We see that apart from the direct term T_P , the transition amplitude contains a term which results from the coupling to the closed-channel subspace \mathcal{Q} .

The relation between the S matrix $S(k)=\langle\chi_P|S|\chi_P\rangle$ and the T matrix $T(k)=\langle\chi_P|T|\chi_P\rangle$ is given by the operator equation $S=1-2\pi iT$. From this equality, together with the expansion of the resolvent G_{QQ} , it follows that the S matrix of the effective problem in \mathcal{P} space is given by

$$S(k)=S_P(k)-2\pi i\frac{\langle\Psi_P^-|H_{PQ}|\phi_b\rangle\langle\phi_b|H_{QP}|\Psi_P\rangle}{E-\epsilon_b^Q}. \quad (13)$$

Here $S_P(k)=\langle\Psi_P^-(E)|\Psi_P^+(E)\rangle$ is the direct part of the S matrix, which describes the effect of the scattering process in \mathcal{P} space only, without coupling to the closed channels in \mathcal{Q} space.

We can finally solve for $|\Psi_P\rangle$ by multiplying Eq. (9) from the left with $\langle\phi_b|H_{QP}$, which results in

$$S(k)=S_P(k)\left(1-2\pi i\frac{|\langle\phi_b|H_{QP}|\Psi_P^+\rangle|^2}{E-\epsilon_b^Q-A(E)}\right). \quad (14)$$

The term

$$A(E)\equiv\langle\phi_b|H_{QP}\frac{1}{E^+-H_{PP}}H_{PQ}|\phi_b\rangle \quad (15)$$

in the denominator is the complex energy shift, which is the energy difference between the bare bound state $|\phi_b\rangle$ and the dressed (quasi)bound state.

Inserting a complete set of eigenstates of H_{PP} , the complex energy shift can be written as $A(E)=\Delta_{\text{res}}(E)-(i/2)\Gamma(E)$. The real part $\Delta_{\text{res}}(E)$ shifts the unperturbed energy ϵ_b^Q , and the imaginary part $\Gamma(E)$ turns the unperturbed bound state $|\phi_b\rangle$ into a quasibound state. Note that $A(E)$ is purely real for energies below the P threshold (i.e., $E<0$). The energy of the dressed states can be found by solving for the poles of the S matrix.

In the low-energy domain it is usually assumed that the real part of the energy shift can be taken as approximately constant, $\Delta_{\text{res}}(E)\approx\Delta_{\text{res}}(E=0)$. The energy width $\Gamma(E)=2\pi|\langle\phi_b|H_{QP}|\Psi_P^+(E)\rangle|^2$ is proportional to k in the limit for $k\downarrow 0$, which is a consequence of the surviving s -wave part of the scattering wave function. Therefore it is usually assumed that $\Gamma(E)\approx 2Ck$, with C a constant that characterizes the coupling strength between P and Q [34]. The resulting expression for the S matrix,

$$S(k)=S_P(k)\left(1-\frac{2iCk}{E-\epsilon_b^Q(B)-\Delta_{\text{res}}+iCk}\right), \quad (16)$$

will be referred to as the *single-resonance* approximation.

The direct part of the S matrix is related to the direct part of the scattering length as $S_P(k)=\exp[-2ika_{\text{bg}}]$, and the second term describes the resonant behavior due to coupling to \mathcal{Q} space. In the limit $k\downarrow 0$ this single-resonance expression for the S matrix gives the dispersive behavior of Eq. (1).

However, the single-resonance approximation has a limited range of validity. More specifically, it is based on the assumption that the scattering wave function $|\Psi_P^+\rangle$ can be approximated by its low-energy s -wave limit, which is proportional to $k^{1/2}$ (also known as Wigner's threshold law). If the P channel has a low-energy resonance, such as a (nearly) bound state (with $\epsilon_{\text{res}}^P=-\hbar^2\kappa^2/2\mu$) close to threshold, this approximation breaks down when $|E/\epsilon_{\text{res}}^P|\ll 1$ is not satisfied.

In the following we show that the assumptions about the trivial energy dependence of $S_P(k)$ and $A(E)$ are not valid in the case the P channel is nearly resonant. We derive how the full energy dependence can be taken into account analytically. In Sec. IV we discuss the Mittag-Leffler expansion of the resolvent operator $[E^+-H_{PP}]^{-1}$ based on Gamow resonance states, which takes these P -channel resonances into account. In Sec. V we derive analytical expressions for the energy shift and width based on this expansion.

IV. OPEN-CHANNEL RESONANCES

Without coupling to the closed-channel subspace \mathcal{Q} , the scattering properties in the open-channel subspace \mathcal{P} are governed by the uncoupled Schrödinger equation $(E-H_{PP})|\Psi_P\rangle=0$, which has scattering solutions $|\Psi_P^+\rangle$. We assume that the interatomic potential is of finite range; i.e., it can be neglected beyond some radius R_0 and is of the form

$$V_{PP}(r)=\begin{cases} V_{PP}(r) & \text{for } 0\leq r<R_0, \\ 0 & \text{for } r\geq R_0. \end{cases} \quad (17)$$

The potentials used in the description of weakly interacting cold alkali gases have the asymptotic form $V(r)\sim -C_6/r^6$. If we take R_0 such that $V(R_0)$ is small compared to the asymptotic kinetic energy E , the finite-range approximation can be applied, retaining high accuracy [42].

The direct part of the S matrix is determined by the uncoupled \mathcal{P} -space scattering solutions. In the low-energy limit the scattering properties for single-channel problems are determined by the s -wave part of the scattering wave function $\psi_P^+(\mathbf{r})=\langle\mathbf{r}|\psi_P^+\rangle$. If there are no low-energy potential resonances, the scattering length a_{bg} of the uncoupled H_{PP} problem encapsulates the direct part of the scattering process in the low-energy domain.

However, if H_{PP} possesses a low-energy potential resonance, this is not true in general. The S_P matrix contains a resonant feature and becomes strongly energy dependent near the collision threshold. The direct part of the S matrix takes the form $S_P=S_{\text{bg}}^P S_{\text{res}}^P$, where the background part of the S matrix, described by $S_{\text{bg}}^P=\exp[-2ika_{\text{bg}}^P]$, summarizes the effect of the P -channel potential on the scattering solutions, *excluding* the resonant part. The resonant part is described by S_{res}^P . Note that we added a superscript P to distinguish the P -channel resonance from the Feshbach resonance, which is induced by coupling to the \mathcal{Q} channel.

The resonances and bound states of the P -channel interaction potential correspond to the poles of S_p . More specifically, the energy dependence of the resonant part S_{res}^p is determined by the analytical properties of the (P -channel) Jost function $\mathcal{F}(k)$ [44]. The Jost function is related to the S_p matrix as $S_p(k) = \mathcal{F}(-k)/\mathcal{F}(k)$, and the zeros of the Jost function correspond to the poles of the S_p matrix.

The Jost function $\mathcal{F}(k)$ is an entire function in k for finite-range potentials. In the general case, the zeros of $\mathcal{F}(k)$ in the upper half-plane are only located at the imaginary k axis, are finite in number, and correspond to the bound states in \mathcal{P} space. Note that since $E < 0$ in this case, the \mathcal{P} subspace is in fact also energetically closed. There is a countable, infinite number of zeros of $\mathcal{F}(k)$ in the lower half-plane. The poles located in the third and fourth quadrants correspond to the resonances associated with a nonzero angular momentum of the colliding particles and are located symmetrically with respect to the imaginary k axis. The poles located at the negative imaginary axis are finite in number and correspond to the s -wave virtual states. Labeling the zeros by k_n , the Jost function can be written as the product [44]

$$\mathcal{F}(k) = \prod_{n=1}^{\infty} \left(1 - \frac{k}{k_n} \right) h(k), \quad (18)$$

where $h(k)$ is a smooth function related to the range of the potential r_0 . This expression is normalized such that it reproduces the correct behavior near threshold, $\mathcal{F}(k) \rightarrow 1$, for $k \rightarrow 0$. Note that the physical parameter r_0 should not be confused with the cutoff radius R_0 , and typically $r_0 \ll R_0$.

From the relation $E = \hbar^2 k^2 / 2\mu$ it follows that the mapping from k to E is two to one. As a result the single-valued functions of k , such as the Jost function and the S matrix, will be double-valued functions of the complex energy E . However, we can map the upper and lower halves of the complex k plane to two different complex energy planes. The upper half [$\text{Im}(k) > 0$] is mapped onto the so-called physical (or first) sheet, whereas the lower half [$\text{Im}(k) < 0$] is mapped onto the nonphysical (or second) sheet. If we consider the E plane as a two-sheeted Riemann surface [45], the aforementioned functions are single-valued functions of the energy E . Both sheets have a branch-cut discontinuity on the real axis running from 0 to ∞ . The two Riemann sheets are connected by the positive real E axis, where $\text{Im}(k) = 0$.

The bound states and resonances of a scattering system correspond to the poles of $S(k)$. If we consider the scattering matrix as a function of the collision energy, which we will loosely write as $S(E)$, there is a similar relation between the poles of $S(E)$ on the two Riemann sheets and the bound and resonance states of a scattering system. The bound states correspond to the poles of $S(E)$ at the negative real E axis on the physical (or first) Riemann sheet. The $l \neq 0$ resonances correspond to the poles of $S(E)$ in the first and fourth quadrants of the complex E plane on the nonphysical (or second) Riemann sheet. The s -wave virtual states correspond to the poles of $S(E)$ at the negative real E axis on the nonphysical Riemann sheet.

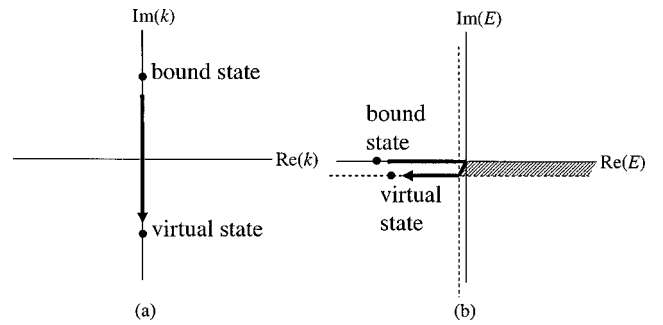


FIG. 6. Schematic illustration of the movement of the poles of the S matrix in the complex k plane (a) and the two-sheeted complex E plane (b). The solid E axes correspond to the first (or physical) Riemann sheet, while the dashed E axes correspond to the second (or nonphysical) Riemann sheet. Both sheets have a branch-cut discontinuity on the real axis running from 0 to ∞ . The two Riemann sheets are connected by the positive real axis, where $\text{Im}(k) = 0$. Initially, the pole is located at the positive imaginary k axis, which corresponds to a bound-state pole on the negative real E axis on the first Riemann sheet. If the interaction potential effectively gets less attractive, the pole moves towards $k=0$, at some point crosses the origin, and turns into a virtual-state pole at the negative imaginary k axis. This corresponds to a virtual-state pole at the negative real E axis on the second Riemann sheet.

A. Virtual states

If the potential V effectively gets less attractive, the bound states of the potential will move towards the collision threshold. At some point the highest bound state will cross the collision threshold and turn into a virtual state in the case of s -wave collisions. The corresponding transition of a bound-state pole into a virtual-state pole is schematically illustrated in Fig. 6. A virtual state behaves much like a bound state in the inner region of the potential, but it is not a proper bound state as it behaves asymptotically as $e^{+|k|r}$. The important effect of a low-energy virtual state is that it introduces a resonance feature in the S_p matrix.

In Sec. VI we calculate the position of the poles of the S_p matrix in the case of ^{85}Rb and find a virtual state at $\epsilon_{\text{virtual}}/k_B = -6.45 \mu\text{K}$. This is close to threshold, since the typical energies in current experimental setups are of the order of microkelvins. We discuss how this virtual state can be accounted for in the following. The zero of the Jost function associated with the virtual state is labeled by $-i\kappa_{\text{vs}}$, where κ_{vs} is a positive constant. Furthermore, all other poles of the S_p matrix are located far from the origin $k=0$, and the contribution of these distant poles to the S_p matrix is summarized by a smooth function $g(k)$. The Jost function can then be written as

$$\mathcal{F}(k) = \left(1 + \frac{k}{i\kappa_{\text{vs}}} \right) g(k). \quad (19)$$

For real k it follows that the direct part of the S matrix is given by

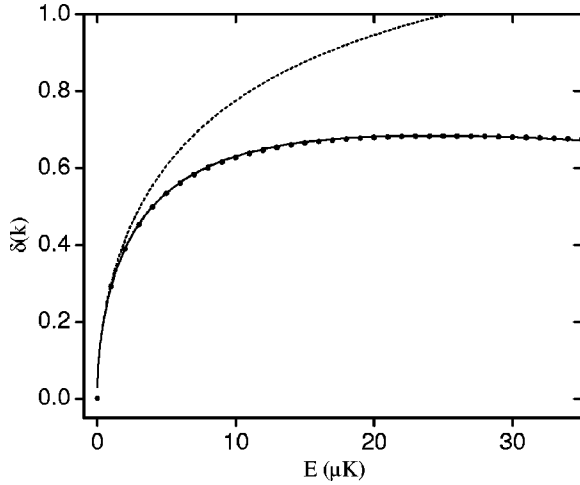


FIG. 7. Scattering phase $\delta(k)$ for ^{85}Rb in the $|f, m_f\rangle = |2, -2\rangle$ spin channel. The black dots represent the numerical results. The solid line is obtained from Eq. (21). The dashed line is obtained from the contact potential approximation $\delta(k) = -\arctan[ka_{\text{bg}}]$. The scattering length of ^{85}Rb in this channel is $a_{\text{bg}} = -443a_0$, in agreement with coupled-channel calculations. The background scattering length is $a_{\text{bg}}^P = +119a_0$, and the virtual state is located at $k_{\text{vs}} = -i\kappa_{\text{vs}} = -1.78 \times 10^{-3}i[1/a_0]$, which corresponds to the term $-1/\kappa_{\text{vs}} = -562a_0$ in the expression for a_{bg} .

$$S_p(k) = e^{-2ika_{\text{bg}}^P} \frac{i\kappa_{\text{vs}} - k}{i\kappa_{\text{vs}} + k}, \quad (20)$$

where the background factor $\exp[-2ika_{\text{bg}}^P]$ summarizes the effect of all the nonresonant poles of the S_p matrix.

The scattering phase $\delta(k)$ is related to the S_p matrix as $S_p(k) = \exp[2i\delta(k)]$ and is evaluated as

$$\delta(k) = -ka_{\text{bg}}^P + \arctan\left[\frac{k}{\kappa_{\text{vs}}}\right]. \quad (21)$$

The background part is related to the phase of $g(k)$ and is linear in k in the low-energy limit [46]. The resonant part is related to the pole at $k = -i\kappa_{\text{vs}}$ and causes a ‘‘bump’’ in the scattering phase at low energies. Moreover, if the virtual-state pole gets closer to threshold ($\kappa_{\text{vs}} \rightarrow 0$), the scattering length $a_{\text{bg}} = a_{\text{bg}}^P - 1/\kappa_{\text{vs}}$ will become more and more negative.

To show that this virtual state has to be taken into account explicitly, Fig. 7 shows the scattering phase for ^{85}Rb in the $|f, m_f\rangle = |2, -2\rangle$ P channel, without coupling to the Q channels. The black dots represent the numerical results, which are obtained by solving the Schrödinger equation using the proper physical and state-of-the-art rubidium potentials. The solid line is obtained from the virtual-state expression, and the dashed line is obtained from the usual contact potential approximation $\delta(k) = -\arctan[ka_{\text{bg}}]$ [35]. Let us stress again that Fig. 7 shows the scattering phase for the P channel only, and the coupling to the Q channel has been excluded from this calculation. For this particular channel, $a_{\text{bg}} = -443a_0$ [14]. The virtual state contributes to the scattering length as $-1/\kappa_{\text{vs}} = -562a_0$, and $a_{\text{bg}}^P = +119a_0$ is now of the order of the potential range r_0 . More details about the numerical calculation can be found in Sec. VI.

Comparing the virtual-state expression for $\delta(k)$ with the numerical results, the agreement is excellent. If we compare the numerical results with the contact potential expression, it is immediately seen that this expression already starts to deviate significantly at a few microkelvin. This indicates that the scattering length parameter only does not fully encapsulate the energy dependence of the scattering physics, and the P -channel resonance should be taken into account explicitly.

B. Mittag-Leffle series

The S matrix, T matrix, and the resolvent (or Green’s) operator $G_{PP}(E) \equiv [E - H_{PP}]^{-1}$ have their poles in common [47]. This suggests it is possible to expand the resolvent in a Mittag-Leffle series [44], where the resolvent is written as a sum over the different pole contributions. The corresponding residues are related to the bound and resonance states, which are eigensolutions of H_{PP} . The scattering and transition matrix can then be written as a sum over the pole contributions as well.

Eigensolutions associated with poles of the scattering matrix were first introduced by Gamow in his theoretical description of α decay [48]. In the case of s -wave scattering, the Gamow function $\Omega_n(r) = \langle \mathbf{r} | \Omega_n \rangle$ associated with the pole k_n of the scattering matrix is defined as the solution to the radial Schrödinger equation that satisfies the boundary conditions

$$\begin{cases} \Omega_n(r)|_{r=0} = 0, \\ \frac{d}{dr}\Omega_n(r)|_{r=R} = ik_n\Omega_n(r)|_{r=R}. \end{cases} \quad (22)$$

The radius R has to be chosen such that $R > R_0$; i.e., it is applied in the asymptotically free ($V=0$) region of the interaction potential.

The Gamow states behave asymptotically as $\Omega_n(r) \propto \exp[ik_n r]$. For the bound-state poles $k_n = i\kappa_n$, with κ_n a positive constant, the Gamow states are just the (properly normalized) bound-state wave functions. However, for the poles with $\text{Im}(k_n) < 0$ the Gamow states exponentially diverge. Due to this exponential divergence, the Gamow states do not form an orthonormal basis for the \mathcal{P} subspace. Defining a dual set of Gamow states as $\Omega_n^D \equiv \Omega_n^*$, the Gamow states do form a biorthogonal set in the sense that $\langle \Omega_n^D | \Omega_{n'} \rangle = \delta_{nn'}$. Here $\delta_{nn'}$ is the Kronecker delta, and the inner product is defined by means of analytic continuation in k of the proper bound-state eigensolutions to the resonance poles in the lower half of the complex k plane [49,50]. The normalization condition takes the form

$$\langle \Omega_n^D | \Omega_n \rangle = \int_0^R \Omega_n^2(r) dr + \frac{i}{2k_n} \Omega_n^2(R) = 1. \quad (23)$$

Note that, as before, R has to be chosen such that $R > R_0$, in which case the normalization condition does not actually depend on the precise choice of R .

The Gamow state $|\Omega_n\rangle$ is an eigenstate of H_{PP} and has an eigenvalue E_n . The dual state $|\Omega_n^D\rangle$ is an eigenstate of H_{PP}^\dagger with the eigenvalue E_n^* . This can be written in Dirac notation as

$$H_{PP}|\Omega_n\rangle = E_n|\Omega_n\rangle,$$

$$\langle\Omega_n^D|H_{PP} = E_n\langle\Omega_n^D|. \quad (24)$$

From these last expressions it is immediately seen that the Hamiltonian H_{PP} is diagonal with respect to the biorthogonal set of Gamow functions. The matrix elements of H_{PP} can be evaluated as $\langle\Omega_n^D|H_{PP}|\Omega_{n'}\rangle = E_{n'}\delta_{nn'}$.

Using the Gamow resonance states, the resolvent operator $[E - H_{PP}]^{-1}$ can be expanded as a sum over eigenstates associated with poles of the scattering matrix. This type of expansion is known as the Mittag-Leffler expansion. The properties of the Mittag-Leffler expansion in terms of the Gamow resonance states have been extensively studied in the literature; see, e.g., Refs. [50–53]. We will therefore not give a derivation of the Mittag-Leffler expansion, but refer the reader to the literature. We here just give the Mittag-Leffler expansion of the resolvent operator:

$$\frac{1}{E - H_{PP}} = \sum_{n=1}^{\infty} \frac{|\Omega_n\rangle\langle\Omega_n^D|}{2k_n(k - k_n)}, \quad (25)$$

where n runs over all poles of the S_P matrix. For notational convenience, we have used units such that $\hbar = 2\mu = 1$ so that k corresponds to the energy as $E = k^2$. Note that E can be any complex energy in Eq. (25) in principle. In Sec. V we discuss how the Mittag-Leffler expansion can be used to find the energy dependence of $A(E)$ analytically.

V. INTERPLAY BETWEEN FESHBACH RESONANCES AND POTENTIAL RESONANCES

Inserting the Mittag-Leffler series, Eq. (25), in the complex energy shift, Eq. (15), results in

$$A(E) = \sum_{n=1}^{\infty} \frac{\langle\phi_b|H_{QP}|\Omega_n\rangle\langle\Omega_n^D|H_{PQ}|\phi_b\rangle}{2k_n(k - k_n)}. \quad (26)$$

The complex energy shift of the unperturbed bound state in the Q channel is thus expanded over the contribution of the various poles of the P -channel scattering matrix. The exact expression for the complex energy shift derived here is the most important difference with previous work on the interplay between single-channel and multichannel resonances.

We now illustrate the impact of a virtual state close to the collision threshold on the coupling between the spin channels P and Q . The full S matrix has the form $S = S_{\text{bg}}^P S_{\text{res}}^P S_{\text{res}}^Q$, and the poles of this S matrix correspond to the energies of the dressed (quasi)bound states. In Sec. IV we already mentioned that in the case of ^{85}Rb there is a virtual state close to threshold. We assume that this pole is dominant, and the effect of all other poles of the P channel can be summarized by a background term. The energy shift due to coupling then takes the form

$$A(E) = \frac{\langle\phi_b|H_{QP}|\Omega_{\text{vs}}\rangle\langle\Omega_{\text{vs}}^D|H_{PQ}|\phi_b\rangle}{2\kappa_{\text{vs}}(k - k_{\text{vs}})}. \quad (27)$$

The basis $|\Omega_n\rangle$ is energy independent, as is the Q -channel bound state $|\phi_b\rangle$. The coupling $H_{PQ} = H_{QP}^\dagger$ is energy indepen-

dent as well. It then follows that the energy dependence of $A(E)$ is fully determined by the denominator in Eq. (27), which is proportional to $1/(k - k_{\text{vs}})$.

As the numerator of Eq. (27) is a real constant and $k_{\text{vs}} = -i\kappa_{\text{vs}}$, we can write the complex energy shift as

$$A(E) = \frac{-iA_{\text{vs}}}{2\kappa_{\text{vs}}(k + i\kappa_{\text{vs}})}, \quad (28)$$

where $A_{\text{vs}} = -\langle\phi_b|H_{QP}|\Omega_{\text{vs}}\rangle\langle\Omega_{\text{vs}}^D|H_{PQ}|\phi_b\rangle$ is a positive constant. The extra minus sign in this constant shows up for virtual states due to the normalization condition of the Gamow states.

For real and positive k (or, equivalently, for real and positive E on the physical Riemann sheet) we can multiply the numerator and denominator with $(k - i\kappa_{\text{vs}})$ and take the real and imaginary parts of $A(E)$:

$$\Delta_{\text{res}}(E) = \frac{-\frac{1}{2}A_{\text{vs}}}{k^2 + \kappa_{\text{vs}}^2}, \quad (29)$$

$$\Gamma(E) = \frac{A_{\text{vs}}k}{\kappa_{\text{vs}}(k^2 + \kappa_{\text{vs}}^2)}. \quad (30)$$

For $k = ik$ on the positive imaginary axis (or, equivalently, for real and negative E on the physical Riemann sheet) the energy shift is real valued and given as

$$\Delta_{\text{res}}(E) = \frac{-\frac{1}{2}A_{\text{vs}}}{\kappa_{\text{vs}}(\kappa + \kappa_{\text{vs}})}. \quad (31)$$

The energies of the dressed states are given by the poles of the full S matrix and can be found by solving

$$(k + i\kappa_{\text{vs}})[E - \epsilon_b(B) - A(E)] = 0. \quad (32)$$

We see that in the presence of a virtual-state pole close to threshold, the denominator of $\Delta_{\text{res}}(E)$ gets close to zero for $E \rightarrow 0$. Therefore, the energy of the dressed molecular Feshbach state, $\epsilon_{\text{bind}} = \epsilon_b + \Delta_{\text{res}}(E)$, strongly depends on the energy E close to threshold. For positive energies, the energy shift $\Delta_{\text{res}}(E)$ and width $\Gamma(E)$, related to the quasibound Feshbach state, depend strongly on the energy as well.

In order to give an accurate description of the dressed (quasi)bound Feshbach state, it turns out that in the case of ^{85}Rb the influence of the highest P -channel bound state on the energy shift and width should be taken into account as well (see Sec. VI). As can be seen in Fig. 10, below, this P -channel bound state and the Q -channel bound state have a broad avoided crossing. In the inset, the effect of the virtual state close to threshold is visible. However, on a larger scale it is clear that the (quasi)bound state has still not converged to the bare Q -state energy.

The expressions for the energy shift and width including both pole contributions are given in the following. The pole associated with the highest P -channel bound state is denoted by $k_{\text{bs}} = i\kappa_{\text{bs}}$. For real and positive k (or, equivalently, for real and positive E on the physical Riemann sheet) we take the real and imaginary parts of $A(E)$:

$$\Delta_{\text{res}}(E) = \frac{-\frac{1}{2}A_{\text{vs}}}{k^2 + \kappa_{\text{vs}}^2} + \frac{\frac{1}{2}A_{\text{bs}}}{k^2 + \kappa_{\text{bs}}^2}, \quad (33)$$

$$\Gamma(E) = \frac{A_{\text{vs}}k}{\kappa_{\text{vs}}(k^2 + \kappa_{\text{vs}}^2)} + \frac{A_{\text{bs}}k}{\kappa_{\text{bs}}(k^2 + \kappa_{\text{bs}}^2)}. \quad (34)$$

Here A_{bs} is a positive constant related to the coupling of the P -channel bound state to the Q -channel bound state. For $k = i\kappa$ on the positive imaginary axis (or, equivalently, for real and negative E on the physical Riemann sheet) the energy shift operator is real valued and given as

$$\Delta_{\text{res}}(E) = \frac{-\frac{1}{2}A_{\text{vs}}}{\kappa_{\text{vs}}(\kappa + \kappa_{\text{vs}})} + \frac{\frac{1}{2}A_{\text{bs}}}{\kappa_{\text{bs}}(\kappa + \kappa_{\text{bs}})}. \quad (35)$$

The constants A_{vs} and A_{bs} can be found from the input of coupled-channel calculations or, equivalently, from measurement (see Sec. VI). Note that the contribution of the virtual state to the energy shift is negative valued and the contribution of the proper bound state is positive valued. Let us stress that there are no free parameters in this model. The model is fully characterized by only a few parameters, which are determined by physical quantities directly related to the true interaction potentials. These parameters can be extracted from numerical coupled-channel calculations or directly from experimental measurements. More details are given in Sec. VI.

VI. NUMERICAL METHOD AND RESULTS

The numerical results in this section are based on coupled-channel calculations [54] for rubidium, based on the most recent knowledge of the interaction potentials [14,26]. These calculations take the coupling between the relevant spin channels into account; i.e., P and Q are coupled. In order to find the physical properties of the open channel only, we “turn off” the coupling between P and Q . This allows us to calculate the single-channel S_P matrix and find its poles and the background scattering length. In order to find the other model parameters, we perform a calculation where the coupling between P and Q is again taken into account. In principle, only two data points are needed to determine the constants A_{vs} and A_{bs} .

In Fig. 8 the S_P matrix is shown for negative energies on the nonphysical Riemann sheet—i.e., $\text{Im}(k) < 0$, for ^{85}Rb in the $|2, -2\rangle$ hyperfine channel. The pole of the S_P matrix on this sheet is located at $\epsilon_{\text{virtual}}/k_B = -6.45 \mu\text{K}$. This indicates that the P -channel interaction potential has a virtual state at this energy. The phase of the S_P matrix for positive energies (on the physical sheet) was already shown in Fig. 7.

In order to compare the results of our model with the numerical coupled-channel calculation, we perform a full calculation over a large energy and magnetic field range around threshold and resonance. For positive energies with respect to the P -channel threshold, the scattering phase $\delta(E, B)$ is calculated. At each energy value the derivative of $\delta(E, B)$ with respect to B is calculated. According to Eq. (14) the derivative is given by the following expression:

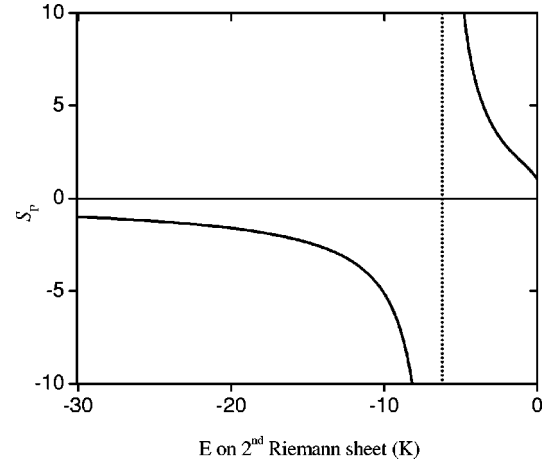


FIG. 8. S_P matrix for negative energies on the nonphysical Riemann sheet for ^{85}Rb in the $|2, -2\rangle$ hyperfine channel. The pole of the S_P matrix on this sheet is located $\epsilon_{\text{virtual}}/k_B = -6.45 \mu\text{K}$.

$$\frac{\partial \delta(E, B)}{\partial B} = \frac{\Delta\mu^{\text{mag}}\Gamma(E)/2}{[\epsilon_b^Q(B) + \Delta_{\text{res}}(E) - E]^2 + [\Gamma(E)/2]^2}. \quad (36)$$

Here $\Delta\mu^{\text{mag}}$ is the relative magnetic moment of the bare Q -channel bound state with respect to the P -channel threshold. This derivative function is the well-known Lorentz curve. The center of the Lorentz curve is given by the condition $E = \epsilon_b^Q(B) + \Delta_{\text{res}}(E)$, which determines the location of the dressed quasibound Feshbach state. The energy width of this state equals the width of the Lorentz curve. We can thus calculate the position and width of the quasibound Feshbach state as a function of the collision energy.

For negative energies with respect to the P -channel threshold, the coupled-channel Schrödinger equation is integrated outward, starting in the inner region of the interaction potential to some matching radius r_m . The Schrödinger equation is also integrated inward from some r_{max} to the matching radius r_m . The boundary conditions at r_{max} are such that the solution asymptotically vanishes and is physically acceptable. If the two solutions obtained in this way are linearly dependent, the corresponding energy is an eigenenergy. At this energy, the full coupled potential has a bound state. This calculation is repeated as a function of magnetic field and thus gives the field-dependent position of the dressed molecular Feshbach state.

The energy width of the dressed quasibound Feshbach state as calculated with a coupled-channel method is shown in Fig. 9 (black dots). The dotted line shows the energy width according to our model, where only the P -channel virtual state is taken into account. The constant A_{vs} is determined by comparing Eq. (30) with a single low-energy data point. We see that for low energies the virtual-state expression and the coupled-channel data agree very well. However, for energies larger than roughly $10 \mu\text{K}$, the virtual-state expression starts to deviate.

The solid line shows the energy width according to our model, taking the highest bound state of the P channel into account as well. The energy width is now accurately described by our model for a large energy domain. We obtain

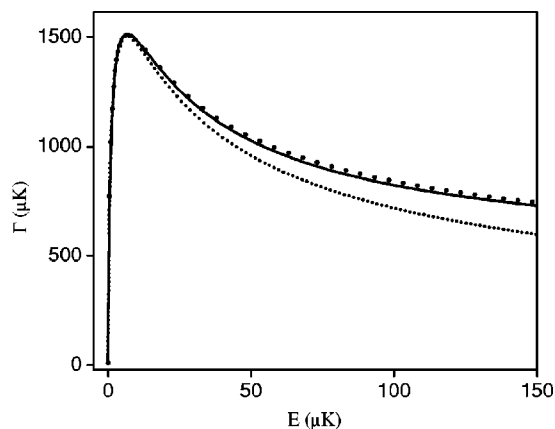


FIG. 9. Energy width of the dressed quasibound Feshbach state for ^{85}Rb in the $|2, -2\rangle$ hyperfine channel. The dotted line shows the energy width according to Eq. (30), where only the virtual state, with $\kappa_{\text{vs}}=2.54 \times 10^{-3} \text{ K}^{1/2}$ is taken into account, and $A_{\text{vs}}=1.94 \times 10^{-8} \text{ K}^2$. The solid line shows the energy width according to Eq. (34), where the highest bound state of the P channel is included as well, with $\kappa_{\text{bs}}=0.103 \text{ K}^{1/2}$. In this case, $A_{\text{vs}}=1.92 \times 10^{-8} \text{ K}^2$ and $A_{\text{bs}}=1.26 \times 10^{-5} \text{ K}^2$.

the two parameters A_{vs} and A_{bs} from a fit of Eq. (34) to two data points.

We now insert these parameters into the expressions for the energy shift $\Delta_{\text{res}}(E)$ to describe the energy of the dressed (quasi)bound Feshbach state. The result is shown in Fig. 10, where the black dots indicate the coupled-channel results and

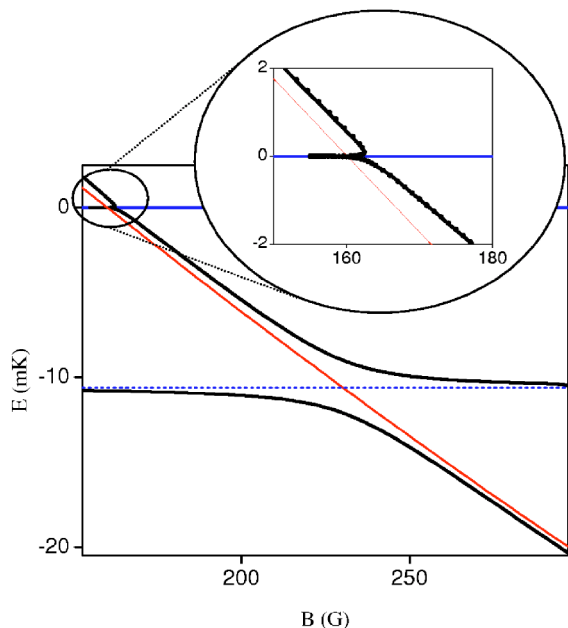


FIG. 10. (Color online) Energy of the dressed (quasi)bound Feshbach state. The black dots indicate the coupled-channel data. The thick solid line indicates the energy according to our model. The thin solid line is the energy of the unperturbed Q -channel bound state, which around threshold is given by the linear expression $\epsilon_b^Q(B) = \Delta\mu^{\text{mag}}(B - \bar{B}_0)$, with $\Delta\mu^{\text{mag}} = -1.75 \times 10^{-4} \text{ K/G} = -3.64 \text{ MHz/G}$ and $\bar{B}_0 = 160.1 \text{ G}$.

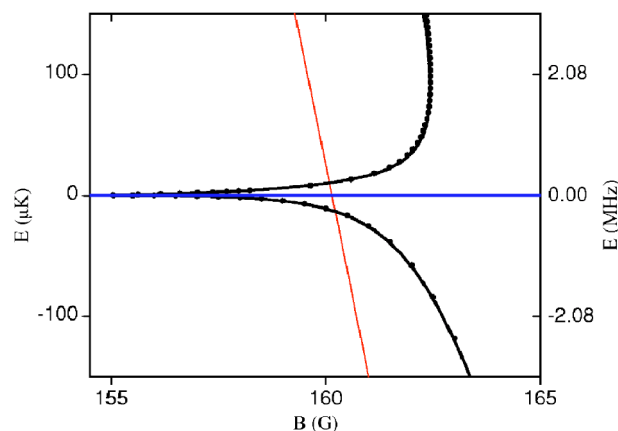


FIG. 11. (Color online) Same as in Fig. 10, but now for energies closer to the P -channel threshold.

the solid line is obtained from our model. In Fig. 11 we zoom in closer to the P -channel threshold.

The unperturbed (or bare) bound state in the Q -channel subspace is dressed by the coupling to the P -channel subspace. This induces an avoided crossing with the highest P -channel bound state. The avoided crossing is broad in the sense that, even though the unperturbed P -channel bound state is located at roughly $\epsilon_{\text{bound}}/k_B \approx -10 \text{ mK}$, close to the P -channel threshold the dressed state still has not converged to the bare Q -channel bound state.

The P -channel virtual state is not located at the physical energy sheet, and there is no avoided crossing of the usual kind between the dressed Q -channel (quasi)bound state and the virtual state. However, the virtual state is located close to the collision threshold and induces a strong threshold effect. This threshold effect dominates the behavior of the molecular binding energy near the collision threshold and has to be taken into account explicitly. In our model we take the relevant P -channel bound and/or virtual states into account analytically. From these figures it is immediately seen that our model agrees perfectly with full coupled-channel calculations for a very large energy domain. The binding energy of the dressed molecular state that has been measured in Refs. [13,14] is described analytically with high precision.

VII. OTHER APPROACHES

In this section, we compare our model with some other approaches commonly used in the description of Feshbach resonances. A model which is conveniently used in many-body theories is the contact potential (or zero-range potential). In this approach the real interaction potentials are replaced by δ functions or pseudopotentials, proportional to the s -wave scattering length a . In the vicinity of a Feshbach resonance the dispersive formula, Eq. (1), is used. The scattering matrix takes the form [44]

$$S(k) = \frac{1 - ika(B)}{1 + ika(B)}. \quad (37)$$

The molecular binding energy is determined by the pole of $S(k)$ and is given as $\epsilon_{\text{bind}} = -\hbar^2/[2\mu a^2(B)]$. In Fig. 12 we

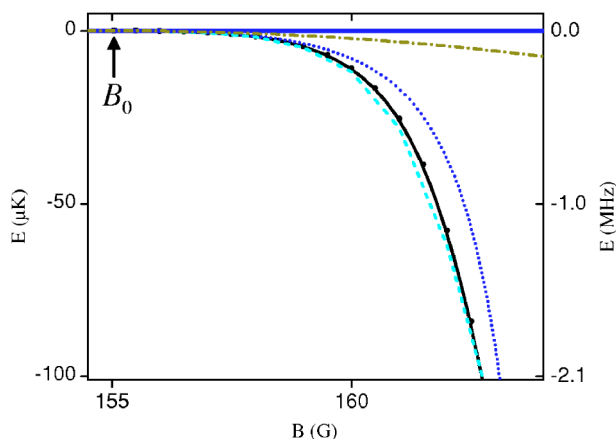


FIG. 12. (Color online) Comparison of coupled-channel calculations of the binding energy (black dots) with the contact model (dotted line), the single-resonance Feshbach model (dash-dotted line), the effective range model (dashed line), and our virtualstate model (solid line). Although for the magnetic fields shown the effective range model and our model give comparable results, our model gives an analytical expression for the binding energy. This is not the case for the effective range model, where a field-dependent parameter $r_0(B)$ has to be taken into account that has to be calculated numerically.

compare the resulting binding energy (dotted line) with the coupled-channel results (black dots). It is clear that close to the resonance magnetic field B_0 , the contact model binding energy agrees quite well with the coupled-channel binding energy. Further away from the resonance, the contact model energy starts to deviate significantly from the exact binding energy.

In Eq. (16) the S matrix for the single-resonance Feshbach model is given. The pole of this S matrix gives the energies of the dressed (quasi)bound state. This energy is indicated by the dash-dotted line in Fig. 12. It can be clearly seen, as expected, that the single-resonance model fails already relatively close to threshold.

Another commonly used model originates from the effective range approach. In the contact model the scattering phase $\delta(k)$ is approximated as $\delta(k) = -\arctan[ka]$, but this approximation already breaks down at low energies. In the effective range model a second term is included to describe $\delta(k)$ further away from the collision threshold. The scattering matrix is given as

$$S(k) = \frac{-1/a(B) + r_0(B)k^2/2 + ik}{-1/a(B) + r_0(B)k^2/2 - ik}, \quad (38)$$

where $r_0(B)$ is the effective range parameter [44]. The molecular binding energy can again be found by solving

$$-\frac{1}{a(B)} + \frac{1}{2}r_0(B)k^2 - ik = 0 \quad (39)$$

and is shown in Fig. 12 (dashed line). We determined $r_0(B)$ and $a(B)$ simultaneously from a coupled-channel calculation, by fitting to the scattering phase for two different energy values, for several values of the magnetic field. Although the

field-dependent effective range model agrees reasonably well with the coupled-channel binding energy for magnetic fields close to B_0 , it breaks down for fields larger than $B \approx 164$ G and cannot be applied further away from threshold.

Summarizing, the contact model, single-resonance Feshbach model, and effective range model are low-energy approximations of the exact scattering matrix. These approaches give reasonable agreement with the coupled-channel molecular binding energy close to the resonant magnetic field B_0 , but for energies further away from threshold these descriptions give poor agreement.

Our model has several important advantages compared to the models discussed here. First of all, our model is directly based on the underlying physics of the interplay between potential and Feshbach resonances. The contact potential model is based on the assumption that the scattering phase can be replaced by its low-energy limit, $\delta(k) = -\arctan[ka(B)]$. As we have seen, the potential resonance and Feshbach resonance introduce additional energy dependence of the scattering phase shift. The single-resonance Feshbach model would give an adequate description for the situation where a_{bg} is on the order of the range of the potential. However, when a_{bg} is large compared to this range, this model breaks down as well. The effective range approach gives a better description of the binding energy compared to the two previous models. However, it still breaks down at some point, and moreover, it does not give much physical insight into the mechanism behind the additional energy dependence of various cold-collision properties. Another clear disadvantage of the effective range approach is that we have to calculate $r_0(B)$ numerically as a function of the magnetic field using a coupled-channel method. In our model the binding energy is given by a simple analytical formula, which gives an excellent description even for magnetic fields far from B_0 and energies of the order of millikelvin. Our model is fully characterized by only a few parameters, which can be extracted from coupled-channel calculations or directly from measurements.

Two resonances in \mathcal{Q} space

Another approach that has been proposed in Ref. [55] is to use a double-resonance parametrization of the scattering matrix within the Feshbach projection formalism. The second resonance introduced should account for the influence of the potential resonance on the properties of the Feshbach resonance.

The Feshbach projection formalism can be used to describe potential resonances, albeit in a rather indirect manner. In a paper by Domcke [33], the Feshbach projection-operator approach is used to describe potential resonances in scattering systems. The projector onto the resonance states is defined as $Q = \sum_{n=1}^N |\phi_n\rangle\langle\phi_n|$, where the set of functions $\{|\phi_n\rangle\}$ is an arbitrary orthonormal set of square-integrable functions. The formal requirement on the projection operator Q is given as

$$\langle r|Q|\psi\rangle \rightarrow 0 \text{ for any } |\psi\rangle \text{ as } r \rightarrow \infty. \quad (40)$$

The formalism leads to a decomposition of the scattering matrix into a resonant and a nonresonant part, where the

resonances are all contained in \mathcal{Q} space if N is chosen large enough. The choice of the states $|\phi_n\rangle$ to be used is arbitrary, however, and the correspondence between these states and the real resonance states (such as the Gamow states) is not clear. More specifically, the Gamow states in general do not satisfy relation (40) and cannot be used to construct an operator onto the real resonance states within this formalism.

However, as Domcke argues, increasing the number of states used in the projector Q by 1 seems to remove exactly one resonance pole from the background part of the scattering matrix. One could therefore hope that adding an appropriate bound state $|\phi_i\rangle$, the virtual-state resonance due to the Gamow resonance state $|\Omega_{\text{virtual}}\rangle$ can be indirectly included in the \mathcal{Q} subspace. This is the approach followed in Ref. [55], in order to account for the interplay between a Feshbach resonance and a potential resonance in ${}^6\text{Li}$ collisions. We will refer to this as the double-resonance approach.

Although the bound state introduced to account for the second resonance is not clearly linked to the P -channel virtual state that gives rise to the potential resonance, the double-resonance approach is mathematically equivalent to our model under some constraints. We will show this in the following.

Introducing two Q -channel bound states $|\phi_i\rangle$, one to account for the Feshbach resonance ($i=b$) and one to account for the virtual-state resonance ($i=v$), the direct part of the scattering matrix does not contain a resonant feature anymore and takes the form $S_{\text{bg}}^P = \exp[-2ika_{\text{bg}}^P]$, where a_{bg}^P is on the order of the range of the interaction potential. The \mathcal{Q} subspace contains the two resonances introduced above, and the total scattering matrix takes the form [55]

$$S(k) = S_{\text{bg}}^P \left(1 - \frac{2ik(C_b\Lambda_v + C_v\Lambda_b)}{\Lambda_b\Lambda_v + ik(C_b\Lambda_v + C_v\Lambda_b)} \right). \quad (41)$$

Here $\Lambda_i = E - \epsilon_i^Q - \Delta_i$ is the detuning of the dressed state i with energy $\epsilon_i^Q + \Delta_i$. The decay width of the dressed state i is given by $\Gamma_i = 2C_i k$. Note that the energy shift of both resonance states is approximately constant, and the decay width scales with k according to the Wigner threshold law. This is a direct consequence of the removal of the low-energy resonance from the direct channel by including the state $|\phi_v\rangle$ into the \mathcal{Q} subspace.

The poles of the scattering matrix determine the (complex) energy of the dressed resonance states. In the double-resonance approach these poles are determined by the condition

$$\Lambda_b\Lambda_v + ik(C_b\Lambda_v + C_v\Lambda_b) = 0. \quad (42)$$

In our model the poles are determined by the condition

$$(k + i\kappa_{vs})(E - \epsilon_b^Q - A(E)) = 0, \quad (43)$$

if we only take the P -channel virtual state and the Q -channel bound state into account. In other words, we neglect the avoided crossing with the highest P -channel bound state. Under the constraint that the dressed bound state that removes the potential resonance from the direct channel be located far away from the collision threshold—i.e., $\Lambda_v \approx$

$-\epsilon_v - \Delta_v$ —the two approaches are equivalent if the following relations are satisfied:

$$\frac{\Lambda_v}{C_v} = -\kappa_{vs}, \quad (44)$$

$$C_b = -\frac{\Delta_b}{\kappa_{vs}}. \quad (45)$$

These relations show how the double-resonance parameters are related to the position of the virtual state (described by κ_{vs}) and the zero-energy shift of the dressed Feshbach resonance state, $\Delta_b = \Delta_{\text{res}}(E=0)$. Note that the energy E always has to be negligible compared to $\epsilon_v + \Delta_v$; otherwise, the double-resonance S matrix will introduce a nonphysical energy dependence in the scattering phase shift.

The double-resonance model does give an equivalent description of the scattering process and can be used to parametrize the scattering matrix and/or scattering length. The link between the properties of the open-channel resonance and the second resonance introduced in the double-resonance model is not really clear. Our model has the important advantage that it is directly related to the underlying physics giving rise to the P -channel resonance.

VIII. CONCLUSIONS

In this paper, we have derived an analytical model that describes the cold-collision properties of two interacting particles near a Feshbach resonance with large background scattering length. The large background scattering length results from an open-channel resonance near threshold, and this resonance has to be treated explicitly. The open-channel scattering is included in the Feshbach theory of resonances via a contribution from its poles of the S matrix and its nonresonant open-channel background scattering length. Here the latter corresponds to the true range of the potential. As an example, we study the $B_0 = 155$ G Feshbach resonance of ${}^{85}\text{Rb}$, and we show that our model compares excellently with numerical coupled-channel calculations in a large range of energies around threshold.

Our model offers a simple physical picture for the understanding of threshold effects around resonance. It explains how the energy shift between the dressed (quasi)bound Feshbach state and the bare molecular state can be found. In the literature, several other models have been proposed to describe the formation of (quasibound) molecules (see, for instance, [11,12,56,57]). We discuss in the following how our model compares to some other models.

Several ideas have been proposed to describe the formation of (quasibound) molecules. In some descriptions (cf. [11,12,56]) the threshold and (bare) molecular states are regarded as a two-level system, with an effective coupling that accounts for the coupling between the open and closed channels. This results in a Landau-Zener crossing between the threshold state and the molecular state. As can be seen from Fig. 5, a Landau-Zener crossing does not correctly describe the dressed molecular state in case the open channel has a virtual state near threshold. The difference is striking, since

the quasibound state in the continuum starts from threshold at B_0 (where a is infinity) and then curves towards the bare Feshbach state. In the Landau-Zener model the quasibound state curves towards threshold at the other side of the bare Feshbach state. In case there is a real bound state in the open channel, the behavior of the dressed quasibound state appears to be qualitatively in agreement with the Landau-Zener crossing (cf. Fig. 4). However, this is only the case since there is a real avoided crossing below threshold between the Feshbach state and the open-channel bound state. Threshold effects (visible in the inset) are not accounted for in the Landau-Zener crossing.

In other descriptions (cf. [57]) the energy levels of an interacting pair of atoms in a harmonic trap are calculated. Here the lowest state behaves as the Feshbach bound state in the free-particle case for a small and positive and connects to the lowest harmonic oscillator state for a small and negative. All other trap states start on one side of the resonance ($a > 0$) in a particular trap state n and are connected on the other side of the resonance ($a < 0$) to a trap state $n+1$. There is a strong field dependence of the eigenenergies for field values close to resonance, and the bare trap levels can be regarded as having avoided crossings with the quasibound state. This can be understood from analytical models of two trapped atoms [6,58,59], which calculate the energy shift of the trapped atoms due to interactions, using the scattering phase as a boundary condition for the trap wave function of the particles. In this way, it can be seen that the level energy is strongly field dependent when it coincides with the quasi-

bound Feshbach state in the free-atom case. In the situation of a virtual state in the open channel (cf. Fig. 5), the quasibound-state energy changes its slope in a region close to threshold. The avoided crossings between bare trap levels and quasibound Feshbach state should therefore follow this behavior.

The interplay between an open-channel resonance and a Feshbach resonance is usually not taken into account in the description of resonance many-body systems [60–65]. The open channel will have an important effect in a regime where the energies of the system are of the order of or larger than the energy of the open-channel virtual state. A clear example where this effect is visible is the Ramsey-fringe experiment with ^{85}Rb [13,14], where the range of binding energies is so large that the bound state cannot be properly described by a single-resonance model.

ACKNOWLEDGMENTS

We thank H. C. W. Beijerinck for stimulating discussions. This work was supported by the Netherlands Organisation for Scientific Research (NWO). S.J.J.M.F.K. acknowledges also a Marie Curie grant from the E.U. under Contract No. MCFI-2002-00968. E.G.M.v.K. acknowledges support from the Stichting FOM, which is financially supported by NWO. Laboratoire Kastler Brossel is a Unité de Recherche de l'École Normale Supérieure et de l'Université Paris 6, associé au CNRS.

-
- [1] H. Feshbach, *Ann. Phys. (N.Y.)* **5**, 357 (1958); **19**, 287 (1962).
 - [2] E. Tiesinga, A. J. Moerdijk, B. J. Verhaar, and H. T. C. Stoof, *Phys. Rev. A* **46**, R1167 (1992); E. Tiesinga, B. J. Verhaar, and H. T. C. Stoof, *ibid.* **47**, 4114 (1993).
 - [3] H. Heiselberg, *Phys. Rev. A* **63**, 043606 (2001).
 - [4] J. Carlson, S.-Y. Chang, V. R. Pandharipande, and K. E. Schmidt, *Phys. Rev. Lett.* **91**, 050401 (2003).
 - [5] T. L. Ho and E. J. Mueller, *Phys. Rev. Lett.* **92**, 160404 (2004); T. L. Ho, *Phys. Rev. Lett.* **92**, 090402 (2004).
 - [6] S. J. J. M. F. Kokkelmans, G. V. Shlyapnikov, and C. Salomon, *Phys. Rev. A* **69**, 031602 (2004).
 - [7] Y. Ohashi and A. Griffin, *Phys. Rev. Lett.* **89**, 130402 (2002).
 - [8] J. N. Milstein, S. J. J. M. F. Kokkelmans, and M. J. Holland, *Phys. Rev. A* **66**, 043604 (2002).
 - [9] C. A. Regal, M. Greiner, and D. S. Jin, *Phys. Rev. Lett.* **92**, 040403 (2004).
 - [10] J. Stenger, S. Inouye, D. M. Stamper-Kurn, H.-J. Miesner, A. P. Chikkatur, and W. Ketterle, *Nature (London)* **396**, 345 (1998).
 - [11] F. A. van Abeelen and B. J. Verhaar, *Phys. Rev. Lett.* **83**, 1550 (1999).
 - [12] F. H. Mies, E. Tiesinga, and P. S. Julienne, *Phys. Rev. A* **61**, 022721 (2000).
 - [13] E. A. Donley, N. R. Claussen, S. T. Thompson, and C. E. Wieman, *Nature (London)* **417**, 529 (2002).
 - [14] N. R. Claussen, S. J. J. M. F. Kokkelmans, S. T. Thompson, E. A. Donley, E. Hodby, and C. E. Wieman, *Phys. Rev. A* **67**, 060701(R) (2003).
 - [15] K. E. Strecker, G. B. Partridge, and R. G. Hulet, *Phys. Rev. Lett.* **91**, 080406 (2003).
 - [16] S. Jochim, M. Bartenstein, A. Altmeyer, G. Hendl, C. Chin, J. H. Denschlag, and R. Grimm, *Phys. Rev. Lett.* **91**, 240402 (2003).
 - [17] J. Cubizolles, T. Bourdel, S. J. J. M. F. Kokkelmans, G. V. Shlyapnikov, and C. Salomon, *Phys. Rev. Lett.* **91**, 240401 (2003).
 - [18] C. A. Regal, C. Ticknor, J. L. Bohn, and D. S. Jin, *Nature (London)* **424**, 47 (2003).
 - [19] S. Jochim, M. Bartenstein, A. Altmeyer, G. Hendl, S. Riedl, C. Chin, J. Hecker Denschlag, and R. Grimm, *Science* **302**, 2101 (2003).
 - [20] M. W. Zwierlein, C. A. Stan, C. H. Schunck, S. M. F. Raupach, S. Gupta, Z. Hadzibabic, and W. Ketterle, *Phys. Rev. Lett.* **91**, 250401 (2003).
 - [21] M. Greiner, C. A. Regal, and D. S. Jin, *Nature (London)* **426**, 537 (2003).
 - [22] K. Xu, T. Mukaiyama, J. R. Abo-Shaeer, J. K. Chin, D. E. Miller, and W. Ketterle, *Phys. Rev. Lett.* **91**, 210402 (2003).
 - [23] C. Chin, A. J. Kerman, V. Vuletić, and S. Chu, *Phys. Rev. Lett.* **90**, 033201 (2003); J. Herbig, T. Kraemer, M. Mark, T. Weber, C. Chin, H.-C. Nägerl, and R. Grimm, *Science* **301**, 1510

- (2003).
- [24] S. Dürr, T. Volz, A. Marte, and G. Rempe, *Phys. Rev. Lett.* **92**, 020406 (2004).
- [25] G. F. Gribakin and V. V. Flambaum, *Phys. Rev. A* **48**, 546 (1993).
- [26] Coupled-channel calculations: E. G. M. van Kempen, S. J. J. M. F. Kokkelmans, D. J. Heinzen, and B. J. Verhaar, *Phys. Rev. Lett.* **88**, 093201 (2002). The binding energy data of Ref. [14] were used to optimize the potential parameters.
- [27] P. J. Leo, C. J. Williams, and P. S. Julienne, *Phys. Rev. Lett.* **85**, 2721 (2000).
- [28] P. S. Julienne, E. Tiesinga, and T. Köhler, e-print cond-mat/0312492.
- [29] F. A. van Abeelen, B. J. Verhaar, and A. J. Moerdijk, *Phys. Rev. A* **55**, 4377 (1997).
- [30] E. R. I. Abraham, W. I. McAlexander, J. M. Gerton, R. G. Hulet, R. Côté, and A. Dalgarno, *Phys. Rev. A* **55**, R3299 (1997).
- [31] W. L. Wang and C. M. Shakin, *Phys. Lett.* **32B**, 421 (1970); M. Micklinghoff, *Nucl. Phys. A* **295**, 228 (1978); V. I. Kukulin and V. N. Pomerantsev, *Ann. Phys. (N.Y.)* **111**, 330 (1978).
- [32] L. Rosenberg, *Phys. Rev. A* **30**, 245 (1984).
- [33] W. Domcke, *Phys. Rev. A* **28**, 2777 (1983).
- [34] A. J. Moerdijk, B. J. Verhaar, and A. Axelsson, *Phys. Rev. A* **51**, 4852 (1995).
- [35] J. R. Taylor, *Scattering Theory* (Wiley, New York, 1972).
- [36] Note that virtual-state poles can collide on the negative imaginary k axis and move into the third and fourth quadrants of the complex k plane; see, e.g., [37]. However, these poles are located sufficiently far from the real k axis, such that they can be included in the background part of the scattering matrix.
- [37] H. M. Nussenzweig, *Nucl. Phys.* **11**, 499 (1959).
- [38] H. Feshbach, *Theoretical Nuclear Physics* (Wiley, New York, 1992).
- [39] Note that similar behavior was found in the case of dipole-modified s -wave scattering of low-energy electrons from weakly dipolar molecules [40]. However, the physical mechanism responsible for this behavior is different, and the open channel studied in this reference does not contain a potential resonance. Moreover, in contrast to our approach, the work in this reference is based on a phenomenological parametrization of the decay width $\Gamma(E)$.
- [40] W. Domcke, *J. Phys. B* **14**, 4889 (1981).
- [41] C. J. Joachain, *Quantum Collision Theory* (North-Holland, New York, 1972).
- [42] Note that R_0 can be taken very large and that for all practical purposes the differences between the finite-range potential and the real potential are negligible in this case [35]. Mathematically, for potentials which behave asymptotically as $1/r^n$ and without a cutoff, the Jost function has a branch point at the origin; see, e.g., [40,43]. Within the finite-range approximation the Jost function is an entire function of k .
- [43] A. Herzenberg, *J. Phys. B* **17**, 4213 (1984).
- [44] R. G. Newton, *Scattering Theory of Waves and Particles* (Springer-Verlag, Berlin, 1982).
- [45] F. W. Byron and R. W. Fuller, *Mathematics of Classical and Quantum Physics* (Dover, New York, 1992).
- [46] Note that the background part is linear in k and should not be replaced by the contact term $-\arctan[ka_{bg}^P]$, even in the case where $ka_{bg}^P \ll 1$ is not satisfied. This is related to the fact that the background part summarizes the effect of all distant poles and consists of a sum over these pole contributions. All these contributions are linear in k in the energy domain under consideration and so is their sum.
- [47] Note that the energy E can be any (complex) energy in this case, and it is not necessary to include the extra term $i\delta$ approaching zero. This small imaginary term only has to be included when calculating the physical scattering states, defined for real and positive energies E (see, for instance, Ref. [44]).
- [48] G. Gamow, *Z. Phys.* **51**, 204 (1928).
- [49] W. J. Romo, *Nucl. Phys. A* **116**, 618 (1968).
- [50] V. I. Kukulin, V. M. Krasnopol'sky, and J. Horáček, *Theory of Resonances* (Kluwer Academic, Dordrecht, 1989).
- [51] G. García-Calderón and R. Peierls, *Nucl. Phys. A* **265**, 443 (1976).
- [52] W. J. Romo, *Nucl. Phys. A* **302**, 61 (1978).
- [53] J. Bang, S. N. Ershov, F. A. Gareev, and G. S. Kazacha, *Nucl. Phys. A* **339**, 89 (1980).
- [54] H. T. C. Stoof, J. M. V. A. Koelman, and B. J. Verhaar, *Phys. Rev. B* **38**, 4688 (1988).
- [55] S. J. J. M. F. Kokkelmans, J. N. Milstein, M. L. Chiofalo, R. Walser, and M. J. Holland, *Phys. Rev. A* **65**, 053617 (2002).
- [56] E. Timmermans, P. Tommasini, R. Côté, M. Hussein, and A. Kerman, *Phys. Rev. Lett.* **83**, 2691 (1999).
- [57] J. W. Dunn, C. H. Greene, D. Blume, B. E. Granger, and M. J. Holland, e-print physics/0208031.
- [58] F. G. Fumi, *Philos. Mag.* **46**, 1007 (1955).
- [59] L. Pricoupenko and Y. Castin, *Phys. Rev. A* **69**, 051601 (2004).
- [60] S. J. J. M. F. Kokkelmans and M. J. Holland, *Phys. Rev. Lett.* **89**, 180401 (2002).
- [61] M. Mackie, K.-A. Suominen, and J. Javanainen, *Phys. Rev. Lett.* **89**, 180403 (2002).
- [62] T. Köhler, T. Gasenzer, and K. Burnett, *Phys. Rev. A* **67**, 013601 (2003).
- [63] R. Combescot, *Phys. Rev. Lett.* **91**, 120401 (2003); R. Combescot, *New J. Phys.* **5**, 86 (2003).
- [64] V. A. Yurovsky and A. Ben-Reuven, *Phys. Rev. A* **67**, 043611 (2003).
- [65] R. A. Duine and H. T. C. Stoof, *Phys. Rev. Lett.* **91**, 150405 (2003); *Phys. Rep.* **396**, 115 (2004).