

Tailoring photonic entanglement in high-dimensional Hilbert spaces

Hugues de Riedmatten, Ivan Marcikic, Valerio Scarani, Wolfgang Tittel, Hugo Zbinden, and Nicolas Gisin
Group of Applied Physics, University of Geneva, 20 rue de l'Ecole-de-Médecine, CH-1211 Geneva 4, Switzerland

(Received 1 September 2003; published 18 May 2004)

We present an experiment where two photonic systems of arbitrary dimensions can be entangled. The method is based on spontaneous parametric down-conversion with trains of d pump pulses with a fixed phase relation, generated by a mode-locked laser. This leads to a photon pair created in a coherent superposition of d discrete emission times, given by the successive laser pulses. Entanglement is shown by performing a two-photon interference experiment and by observing the visibility of the interference fringes increasing as a function of the dimension d . Factors limiting the visibility, such as the presence of multiple pairs in one train, are discussed.

DOI: 10.1103/PhysRevA.69.050304

PACS number(s): 03.67.Mn, 42.50.Dv, 42.65.Lm

Entanglement is one of the essential features of quantum physics. It leads to nonclassical correlation between different particles. Entanglement of two-level systems (qubits) has been extensively studied, both theoretically and experimentally, in order to perform fundamental tests of quantum mechanics and to implement a number of protocols proposed in the burgeoning field of quantum information science (see, e.g., [1] for a recent review). However, it is interesting to explore higher-dimensional Hilbert spaces. From a fundamental point of view, increasing the complexity of the systems and the dimension of the Hilbert space might lead to a further insight into the subtleties of quantum physics. For instance, high-dimensional entangled states give experimental predictions which differ more radically from classical physics [2,3] than entangled qubits. They could also decrease the quantum efficiency required to close the detection loophole in Bell experiments [4]. In the more applied context of quantum information science, high-dimensional entangled states might also be of interest. In particular, high-dimensional systems can carry more information than two-dimensional systems and increase the noise threshold that quantum key distribution protocols can tolerate [5,6]. Moreover, using entangled qudits might increase the efficiency of Bell-state measurements for quantum teleportation [7]. Finally, although most of the proposed protocols require only entangled qubits, some protocols involving qutrits (three-dimensional systems) have been recently proposed, such as the Byzantine agreement [8] and quantum coin tossing [9].

Only recently the first experiments started to explore entanglement in higher dimensions. Two directions can be considered. First, one can take advantage of multiphoton entanglement, as obtained for example in higher-order parametric down-conversion [10,11]. Second, one can use the entanglement of two high-dimensional systems. Entanglement of orbital angular momentum of photons has been, for instance, proposed and demonstrated in this context [12,13]. Energy-time entanglement has also been recently analyzed in three dimensions [14], using unbalanced three-arm fiber optic interferometers in a scheme analogous to the Franson interferometric arrangement for qubits.

All these methods so far have been demonstrated only for qutrits and it will be difficult to implement them in higher dimensions. In contrast, we recently proposed a simple method to entangle two photonic systems of arbitrary dimen-

sions. It is based on spontaneous parametric down-conversion (SPDC) with a sequence of pump pulses with a fixed phase relation generated by a mode-locked laser, leading to high-dimensional time-bin entanglement [15]. In this paper, we report on an experimental realization of this scheme, where it is possible to choose arbitrarily the dimension of the entangled photon Hilbert space. An advantage of our scheme is that it enables the generation of entangled states in arbitrary dimensions in a scalable way with only two photons [16]. We perform a simple analysis, which is sufficient to show entanglement, although it does not provide a full information about the states.

Before describing the experiment, let us recall the basics of high-dimensional time-bin entanglement. Suppose a SPDC process with a train of d pump pulses with a fixed phase relation. Providing that the probability of creating more than one pair in d pulses is negligible, and excluding the vacuum, the state after SPDC is [15]

$$|\Psi\rangle_{PDC} = \sum_{j=1}^d c_j e^{i\phi_j} |j, j\rangle, \quad (1)$$

where $|j, j\rangle \equiv |j_A, j_B\rangle$ corresponds to a photon pair created by the pulse (or time bin) j , with relative amplitude c_j and phase ϕ_j . The phase reference ϕ_1 is set at 0. A and B are the two SPDC modes, d is an integer that can be arbitrarily large and $\sum_{j=1}^d c_j^2 = 1$.

This method enables us to create any bipartite high-dimensional state. By selecting the number of pump pulses we can choose the dimension of the entangled photon Hilbert space. In our experiment we construct trains of d pulses, where d can be varied from 1 to 20, with constant amplitudes c_j and with constant phase shifts $\phi_j - \phi_{j-1} = \phi = \text{const}$. Note that by inserting a phase and/or amplitude modulator before the down-converter, we could, in principle, modulate their amplitudes and phases, thus varying the coefficients c_j and ϕ_j in order to generate arbitrary nonmaximally entangled states.

A complete analysis of such high-dimensional entangled states would require the use of d -arm interferometers, such that the amplitudes and phases of all time bins can be probed. An alternative could be given by the use of fiber loops or Fabry-Perot interferometers, as proposed in [15].

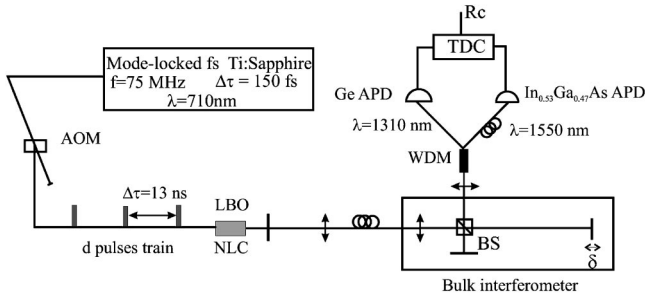


FIG. 1. Schematic of the experiment. See text for details.

Here, we used a two-arm interferometer, which already shows high-dimensional entanglement. The travel time difference between the long and the short arm of this interferometer is equal to the time between two pump pulses $\Delta\tau$ (see Fig. 1). This means that a photon traveling through the short arm will remain in the same time bin while a photon traveling through the long arm will move to the next time bin. We restrict ourselves to the events where both photons of one pair travel the same path in the interferometer, and are thus detected with a time difference $\Delta t = t_A - t_B = 0$. In this case, the evolution of the state of Eq. (1) in the interferometer can be written as (not normalized)

$$|\Psi_{int}\rangle = |1,1\rangle + \sum_{j=2}^d |j,j\rangle (e^{i\phi_j} + e^{i(\delta_A + \delta_B + \phi_{j-1})}) + e^{i(\delta_A + \delta_B + \phi_d)} |d+1, d+1\rangle, \quad (2)$$

where $\delta_{A,B}$ are the phases introduced in the long arm of the interferometer for the photons *A* and *B* and with $\phi_1 = 0$. We see that for all time bins except the first and the last one we have a superposition of two indistinguishable processes. If we record all the processes leading to a coincidence with $\Delta t = 0$, i.e., if we don't postselect the interfering terms, the coincidence count rate varies as

$$R_c \sim 1 + V_d \cos(\delta_A + \delta_B - \phi), \quad (3)$$

where $\phi_j - \phi_{j-1} = \phi$ for all $j > 1$. From the $2d$ different processes, two are always completely distinguishable (the first and the last time bin). Therefore, the maximal visibility of the interference fringes, V_d , depends on the dimension d as

$$V_d = V_{max}(d-1)/d, \quad (4)$$

where V_{max} is the maximum visibility due to experimental imperfections. This analysis is valid if the phase difference between two pulses is constant, which is the case in a mode-locked laser. Two contributions might affect the stability. First, the laser cavity length may vary slowly due to thermal drift. This drift has been measured ($\sim 2 \mu\text{m}/\text{h}$) and is negligible in the time scale of a round-trip time. Second, one could imagine faster fluctuations of the optical cavity length due, e.g., to mechanical vibrations. However, this seems unlikely, since important fluctuations would destroy the laser operation. To further confirm this point, we make the following reasoning. If we consider a small phase noise between two consecutive

pulses with a Gaussian distribution of width $\delta\epsilon$, the visibility will be reduced to: $V = V_d \exp(-\frac{1}{2}\delta\epsilon^2)$. The phase noise between pulse j and pulse $j+m$ also has a Gaussian distribution of width $\sqrt{m}\delta\epsilon$, leading to a visibility $V = V_d \exp[-\frac{1}{2}(m)\delta\epsilon^2]$. Observing a visibility V_d close to optimal is thus a confirmation that the phase noise $\delta\epsilon \ll \pi$, and consequently that the coherence is maintained over many time bins.

In our experiment, we use trains of d pump pulses, where d can be varied from 1 to 20, and we observe the visibility of the two photon interference as a function of the dimension d . A schematic of the experiment is presented in Fig. 1. The pump laser is a Ti-Sapphire femtosecond mode-locked laser producing 150 fs pulses at a wavelength of 710 nm. The time between two pulses is $\Delta\tau = 13$ ns. To construct the pulse trains, the pump beam is focused into a 380 MHz acousto-optic modulator (AOM, from Brimrose), which reflects the incoming beam with an efficiency of $\approx 50\%$ when it is activated. This activation can be triggered externally, with a TTL signal of variable width synchronized with the laser pulses. The rise time is around 6 ns. The width of this signal thus determines the number of pulses per train. The reflected beam containing the pulse trains is then used to pump a nonlinear lithium triborate (LBO) crystal. Nondegenerate photon pairs at a 1310/1550 nm wavelength are created by SPDC and then sent to the analyzer, which is a two-arm bulk Michelson interferometer, where the long arm introduces a delay $\Delta\tau = 13$ ns with respect to the short one, corresponding to a physical path-length difference of 1.95 m [17]. The pump power is kept low, in order to keep the probability of having more than one pair per train small. Photons exiting one output of the interferometer together are first focused into an optical fiber and then separated with a wavelength division multiplexer (WDM). The 1310 nm photon is detected by a passively quenched liquid-nitrogen-cooled Ge avalanche photodiode (APD, from NEC), with a quantum efficiency η of around 10% for 40 kHz of dark counts. The 1550 nm photon is detected with an $\text{In}_{0.53}\text{Ga}_{0.47}\text{As}$ photon counting module (from idQuantique), featuring a quantum efficiency of around 30% for a dark count probability of 10^{-4} per ns and operating in gated mode. The trigger is given by a coincidence between the Ge APD and a 1-ns signal delivered simultaneously with each laser pulse (t_0), in order to reduce the accidental coincidences. The signals from the APDs are finally sent to a time-to-digital converter, in order to record the photons arrival time histogram. A small coincidence window of around 1 ns is selected around the interfering peak (i.e., the peak with $\Delta t = 0$).

If we record the coincidence count rate as a function of the phase shift in the interferometer, we obtain sinusoidal curves with a visibility increasing with the dimension d (see Fig. 2). Net visibilities (i.e., with accidental coincidence count rate subtracted) as a function of the dimension d are plotted in Fig. 3. The solid line is a fit using Eq. (4). The good agreement between experimental data and theory confirms that the dimension of the entangled photons is given by the number of pump pulses d . We find a maximal visibility of $91.6 \pm 1.2\%$.

We now discuss the factors limiting the visibility, which, as we will see, is not reduced by a possible phase noise

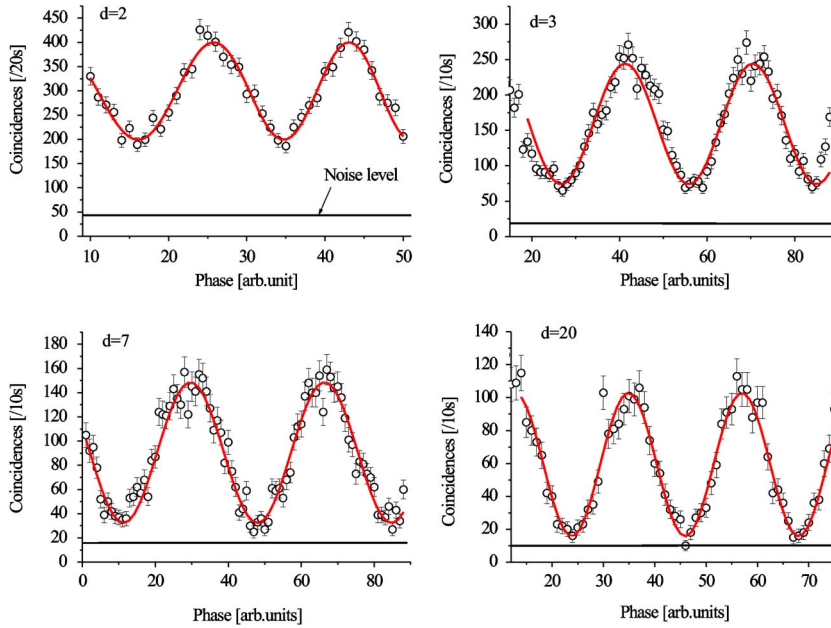


FIG. 2. Two-photon interference visibility for different dimensions d . The solid line is a sinusoidal fit from which we can deduce the net visibility of the fringes. The level of accidental coincidence is indicated by the straight line.

between pump pulses. The first factor is the possible creation of more than one pair per pulse train. The spectral bandwidth of the (not filtered) created photons is about 100 nm, corresponding to a coherence time of ≈ 25 fs, much smaller than the duration of the pump pulse. In this limit, any $2n$ photon state can be described as n -independent pairs. The probability of producing n pairs in a given pulse is distributed according to the Poissonian distribution of mean value μ : $p_n = e^{-\mu}(\mu^n/n!)$. The starting point for the calculation of the loss of visibility due to multiple pairs is the fact that the total coincidence count rate can be written

$$R = R_1(1 + V_d \cos \theta) + R_2. \quad (5)$$

The first term of the sum means that, for each pair created, the two-photon process described above can take place, leading to an interference fringe of visibility V_d . The additional rate R_2 is what comes from the multipair pulses, when one detects coincidence of photons belonging to independent pairs. In our case there are only two kinds of contributions to R_2 : either the photons were created in the same time bin

($R_{2,s}$), or in consecutive time bins ($R_{2,c}$); if the independent pairs are created in more distant time bins, no coincidence is registered.

Now, we calculate R_1 , $R_{2,s}$, and $R_{2,c}$ explicitly. R_1 is proportional to the mean number of pairs created, μd . The factor of proportionality is given by the probability that a photon pair leads to a coincident detection (i.e., with $\Delta t=0$), which is $\frac{1}{2}$ [18]. Hence, finally $R_1 = \frac{1}{2} \mu d$. Let us now calculate $R_{2,s}$. With n pairs in a given time bin, one can create $n(n-1)/2$ couples, so the mean number of such couples in d time bins is

$$d \sum_n p_n n(n-1)/2 = d(\mu^2/2).$$

By inserting the probability of coincidence [20], we find $R_{2,s} = (\mu^2/2)d$. Let us finally calculate $R_{2,c}$. If n_k is the number of pairs in time bin k , the number of pairs in consecutive time bins is $m = n_1 n_2 + n_2 n_3 + \dots + n_{d-1} n_d$. The average of the random variable m is $\langle m \rangle = \sum_{n_1} \dots \sum_{n_d} p_{n_1} \dots p_{n_d} m(n_1, \dots, n_d) = (d-1)\mu^2$. In this case, only half of the processes lead to a coincident detection. We thus obtain $R_{2,c} = \frac{1}{2}\mu^2(d-1)$. Inserting these results into Eq. (5) we find $R \propto 1 + V(\mu, d)\cos \theta$ with

$$V(\mu, d) = V_d / (1 + 2\mu - \mu/d). \quad (6)$$

To validate our model, we measured the visibility as a function of μ , for $d=20$ (see Fig. 4). The factor μ , which is proportional to the pump power, is determined by the side peak method, explained in detail in Ref. [21]. The solid line is a fit of Eq. (6), in good agreement with the experimental data.

For the measurement of Fig. 3 (not corrected), μ is kept low (< 0.025) so that we estimate the maximal visibility due to multiple pairs to $(97 \pm 1)\%$.

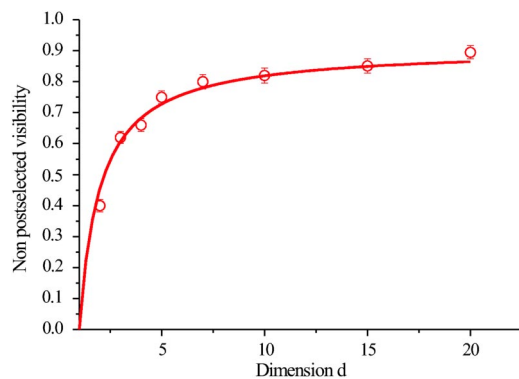


FIG. 3. Two-photon interference visibility as a function of the dimension of the Hilbert space. The black circles are experimental points. The solid line is a fit with Eq. (4).

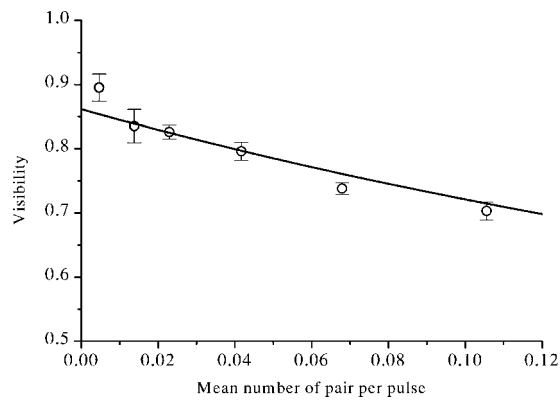


FIG. 4. Visibility of the interference fringes as function of the mean number of pairs per pulse μ , for $d=20$.

Another factor that affects the visibility is the non perfect alignment of the analyzing interferometer. Ideally, the transmission in the long and the short arm should be the same for both wavelength. Due to the fact that the interferometer is long and that the two photons have different wavelengths, obtaining a good alignment is very difficult. To calculate the influence of a misalignment we write t_s and t_l , the transmission probability amplitudes for the short and the long arm, respectively. For simplicity, we assume them to be the same for both wavelengths. In this case the coincidence count rate (if we take only the interfering terms) is $R_c \sim t_s^4 + t_l^4 + 2t_s^2 t_l^2 \cos(\delta_A + \delta_B - \phi)$, leading to a visibility

$$V = 2t_s^2 t_l^2 / (t_s^4 + t_l^4). \quad (7)$$

In our experiment, we typically obtain transmission differences between the long and the short arm between 1 and 1.5 dB, which limit the maximal visibility to around $(96 \pm 1)\%$. Moreover, the states we create are not completely maximally entangled, due to the fact that the first and the last pump pulses in a train have a slightly smaller intensity. Finally, the interferometer might not have a perfect visibility. To take into account these last factors, we estimate a maximal visibility of $(99 \pm 1)\%$.

Considering all the abovementioned factors, we find an optimal visibility of $(92.2 \pm 1.6)\%$, which fits with the measured value of $(91.6 \pm 1.2)\%$. This is a confirmation that the phase noise is negligible and consequently that the coherence is kept over many time bins and that we generate entangled qudits.

In conclusion, we reported an experiment where we entangled two photonic systems of arbitrary discrete dimensions. The simple analysis presented in this paper already allows us to demonstrate the creation of a photon pair in a coherent superposition of d emission times, providing evidence of high-dimensional entanglement. More complex analysis with d -arm interferometers should allow us to reveal all the quantum information content of such states (e.g., non-locality).

The authors would like to thank Claudio Barreiro and Jean-Daniel Gautier for technical support. Financial support by the Swiss NCCR Quantum Photonics and by the European project RamboQ is acknowledged.

-
- [1] W. Tittel and G. Weihs, *Quantum Inf. Comput.* **1**, 3 (2001).
 [2] D. Kaszlikowski *et al.*, *Phys. Rev. Lett.* **85**, 4418 (2000).
 [3] D. Collins *et al.*, *Phys. Rev. Lett.* **88**, 040404 (2002).
 [4] S. Massar, *Phys. Rev. A* **65**, 032121 (2002).
 [5] H. Bechmann-Pasquinucci and W. Tittel, *Phys. Rev. A* **61**, 062308 (2000).
 [6] N. J. Cerf *et al.*, *Phys. Rev. Lett.* **88**, 127902 (2002).
 [7] D. Witthaut and M. Fleischhauer, e-print quant-ph/0307140.
 [8] M. Fitzzi *et al.*, *Phys. Rev. Lett.* **87**, 217901 (2001).
 [9] A. Ambainis, *Proc. Symp. Theor. Comput.* **01**, 134 (2001).
 [10] A. Lamas-Linares *et al.*, *Nature (London)* **412**, 887 (2001).
 [11] J. C. Howell *et al.*, *Phys. Rev. Lett.* **88**, 030401 (2002).
 [12] A. Mair *et al.*, *Nature (London)* **412**, 313 (2001).
 [13] A. Vaziri *et al.*, *Phys. Rev. Lett.* **89**, 240401 (2002).
 [14] R. T. Thew *et al.*, *Quantum Inf. Comput.* **4**, 93 (2004).
 [15] H. de Riedmatten *et al.*, *Quantum Inf. Comput.* **2**, 425 (2002).
 [16] This is an advantage compared to the multiphoton schemes since the detection efficiency remains constant for any dimension.
 [17] The time difference between two pump pulses can be determined very precisely by measuring the repetition rate of the laser. This allows us to determine the path length difference of the interferometer with a precision better than the pump coherence length (i.e., a few tens of micrometers).
 [18] Each photon can follow two paths [19]: long (L) or short (S) arm of the interferometer, so there are 4 different paths for the pair. Only two of them ($[S,S]$ and $[L,L]$) lead to a coincident detection.
 [19] We restrict ourself to the case where both photons exit the same output of the interferometer. We omit to write a global factor $(\frac{1}{2}t\eta)^2$, where t is the transmission in the interferometer and η the quantum efficiency of the detectors. But we take into account that $(t\eta)^2 \ll 1$ when calculating R_2 : if a given "path" leads to several coincident detection, we add the probabilities for each process.
 [20] Independently on how many pairs were present, we focus on the two pairs that gave each one photon for the detection. The considered event may have happened for these paths: $[L,x;y,L]$, $[S,x;y,S]$, $[x,L;L,y]$, and $[x,S;S,y]$, where the left part corresponds to the first pair and the right part to the second one, and $x,y \in \{L,S\}$. Altogether, this gives 16 possible paths [19], and the total number of paths for four photons is $4^2=16$.
 [21] I. Marcikic *et al.*, *Phys. Rev. A* **66**, 062308 (2002).