

Estimation of the Büttiker-Landauer traversal time based on the visibility of transmission current

Koh'ichiro Hara,^{1,*} and Ichiro Ohba^{1,2,3,†}

¹*Department of Physics, Waseda University, Tokyo 169-8555, Japan*

²*Kagami Memorial Laboratory for Materials Science and Technology, Waseda University, Tokyo 169-0051, Japan*

³*Advanced Research Center for Science and Technology, Waseda University, Tokyo 169-8555, Japan*

(Received 2 May 2000; published 14 August 2000)

We present a proposal for the estimation of Büttiker-Landauer traversal time based on the visibility of transmission current. We analyze the tunneling phenomena with a time-dependent potential and obtain the time-dependent transmission current. We found that the visibility was directly connected to the traversal time. Furthermore, this result is valid not only for rectangular potential barrier but also for general form of potential to which the WKB approximation is applicable. We compared these results with the numerical values obtained from the simulation of Nelson's quantum mechanics. Both of them fit together and it shows that our method is very effective in measuring experimentally the traversal time.

PACS number(s): 03.65.Bz, 73.40.Gk

I. INTRODUCTION

Soon after the advent of quantum mechanics, MacColl suggested that there is a time associated with the passage of a particle under a tunneling barrier, i.e., a tunneling time [1]. Now the time has been measured in several experiments and its qualitative results have been obtained. However, it is not clear whether a unique time exists or not, since we have no univocal definition of tunneling time and no definite experimental data. See Refs. [2,3] and references therein for reviews of the problem.

In this paper, we present a proposal for the estimation of Büttiker-Landauer traversal time based on the visibility of transmission current experimentally. Büttiker and Landauer [4,5] invoked an oscillatory barrier to estimate a tunneling time. The original static barrier was augmented by a small oscillation in the barrier height. The amplitude of the oscillation is kept small; the disturbance of the original kinetics can be made small as desired. At very low modulation frequencies the incident particle sees a particular part of the modulation cycle. The particle sees an effectively static barrier, but later parts of the incident wave see a slightly different barrier height. As one turns up the modulation frequency, one eventually reaches a range where an incident particle no longer sees a particular portion of the modulation cycle, but is affected by a substantial part of the modulation cycle, or several cycles. They claimed that the frequency at which this transition occurs, i.e., the frequency where one begins to deviate substantially from the adiabatic approximation, is an indication of the length of time that a particle interacts with the barrier. They made carefully several comments as follows: It is, of course, an approximate indication of a time scale. It is not the eigenvalue of a Hamiltonian, indicative of a precisely measurable value. Moreover, this traversal time value may really be characteristic of a statistical distribution.

They showed that for an opaque rectangular barrier, the modulated barrier approach yields

$$\tau = dm/\hbar\kappa, \quad (1)$$

where d is the barrier length and $\hbar\kappa$ the magnitude of the imaginary momentum under the barrier. For a potential that allows the WKB approximation, it yields

$$\tau = \int_B dx \frac{m}{\hbar\kappa(x)}, \quad (2)$$

where B means the barrier region.

This gives a plausible estimation of traversal time based on a theoretical background. However, if one wants to measure the value of traversal time by an experiment, one has to draw it from the asymptotic behavior of transmission rate as a function of ω . Generally its dependence on ω does not change so rapidly, that one cannot easily estimate the value from experimental data. There is another type of experiment; one projects a stationary incident particle beam on the target with oscillating barrier and measure the time dependence of transmission current which may also oscillate with the same frequency. Here we show the visibility of oscillating current gives us a good information about traversal time.

II. TIME-DEPENDENT BARRIER

Following Refs. [4–6], we start by considering a Hamiltonian

$$H = -\frac{\hbar^2}{2m} \frac{d^2}{dx^2} + V_0(x) + V_1(x) \cos \omega t, \quad (3)$$

where $V_0(x)$ is static and $V_1(x)$ is the amplitude of a small modulation. Incident particles with energy E interacting with the perturbation $V_1 \cos \omega t$, will emit or absorb modulation quanta $\hbar\omega$. The Schrödinger equation of this Hamiltonian has the solution in the barrier region

$$\Psi(x, t; E') = \phi_{E'}(x) \exp\left(-i \frac{E' t}{\hbar}\right) \sum_{n=-\infty}^{n=\infty} J_n\left(\frac{V_1}{\hbar\omega}\right) e^{-in\omega t}, \quad (4)$$

*Email address: khara@hep.phys.waseda.ac.jp

†Email address: ohba@mn.waseda.ac.jp

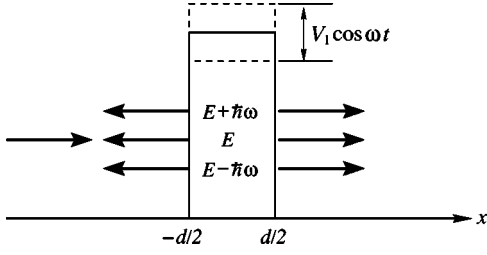


FIG. 1. Particles transmitted or reflected at a barrier of height V_0 and width d interacting a small modulation $V_1 \cos \omega t$ can absorb or emit modulation quanta $\hbar \omega$. The transmitted and reflected waves contain amplitudes at the frequency E/\hbar and the sideband frequencies E_n/\hbar .

where $\phi_{E'}(x)$ is an eigenfunction of the time-independent Hamiltonian $H_0 = -(\hbar^2/2m)d^2/dx^2 + V_0$, $H_0 \phi_{E'} = E' \phi_{E'}$ and J_n is a Bessel function. The time modulation of the potential gives rise to sidebands describing particles which have absorbed ($n > 0$) or emitted ($n < 0$) modulation quanta. Therefore we have to take into account the many sidebands of which the Bessel functions are appreciable.

To the left of the barrier, we allow an incident wave at energy E and reflected waves at energies $E' = E_n \equiv E + n\hbar\omega$,

$$\Psi^I(x,t) = e^{ikx} e^{-i(E/\hbar)t} + \sum_{E_n > 0} A_n e^{-ik_n x} e^{-i(E_n/\hbar)t}, \quad (5)$$

where $k_n = \sqrt{2mE_n/\hbar^2}$, $E_0 = E$ and $k_0 = k$, see Fig. 1. We consider only the positive energy solutions. In the barrier region, in addition to the solution (4) with $E' = E$, there exist other evanescent (and oscillating, in a certain case) modes corresponding to the reflected wave with energy $E' = E_n$. Here we also consider only positive energy solutions. Taking account of these points, we have a solution in the barrier region

$$\Psi^{II}(x,t) = \sum_{E_n > 0}^{n_{\text{eff}}} e^{-i(E_n/\hbar)t} \sum_m^{n_{\text{eff}}} (B_m e^{\kappa_m x} + C_m e^{-\kappa_m x}) J_{n-m} \left(\frac{V_1}{\hbar \omega} \right), \quad (6)$$

where $\kappa_n = \sqrt{2m(V_0 - E_n)/\hbar^2}$. For the transmitted wave, we have

$$\Psi^{III}(x,t) = \sum_{E_n > 0} D_n e^{ik_n x} e^{-i(E_n/\hbar)t}. \quad (7)$$

For small V_1 , J_n is proportional to $(V_1/2\hbar\omega)^n$ and thus, only the small numbers of terms in the summation of Eq. (6) contribute effectively. Correspondingly the numbers of terms in the summations of Eqs. (5) and (7) are suppressed. To find the solution for the Schrödinger equation, we match a superposition of incident and reflected waves (5), and also transmitted waves (7), at each energy E_n , to solutions within the barrier (6). As a result of somewhat tedious but straight cal-

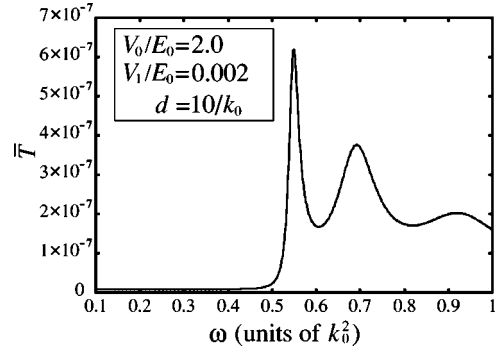


FIG. 2. The transmission probability taking a long time average.

ulation (see the Appendix A), we have the transmission and reflection coefficients in the leading order,

$$D_n = \frac{J_n(V_1/\hbar\omega)}{J_0(V_1/\hbar\omega)} \frac{2D_0 e^{i(k-k_n)d/2}}{\det(k_n, \kappa_n)} \times \{(\kappa_n^2 - k_n k_0) \sinh \kappa_n d - (\kappa^2 - k_n k_0)(\kappa_n/\kappa_0) \sinh \kappa_0 d + i\kappa_n(k_n + k_0)(\cosh \kappa_0 d - \cosh \kappa_n d)\} \quad (8)$$

and

$$A_n = \frac{J_n(V_1/\hbar\omega)}{J_0(V_1/\hbar\omega)} \frac{D_0 e^{i(k-k_n)d/2}}{\det(k_n, \kappa_n)} \times \{(\kappa_n^2 - k_n k_0) \sinh \kappa_n d \cosh \kappa_0 d - (\kappa^2 + k_n k_0)(\kappa_n/\kappa_0) \cosh \kappa_n d \sinh \kappa_0 d + i\kappa_n(k_0 - k_n)(1 - \cosh \kappa_n d \cosh \kappa_0 d) - i[(k_0 \kappa_n^2/\kappa_0) - k_n \kappa_0] \sinh \kappa_n d \sinh \kappa_0 d\}, \quad (9)$$

where $\det(k_n, \kappa_n)$ is defined by

$$\det(k_n, \kappa_n) \equiv \begin{vmatrix} (\kappa_n + ik_n) e^{-\kappa_n d} & -(\kappa_n - ik_n) \\ (\kappa_n - ik_n) e^{\kappa_n d} & -(\kappa_n + ik_n) \end{vmatrix} = 2(\kappa_n^2 - k_n^2) \sinh \kappa_n d - 4ik_n \kappa_n \cosh \kappa_n d. \quad (10)$$

From these results we can obtain the transmission probability defined by the ratio of transmitted current j_{III} and the incident current $j_{inc} = \hbar k/m$. It depends on the time as well as the position of measurement due to the interference among different energies waves. However, if we take a time average of the ratio, its dependence will disappear,

$$\bar{T} = \sum_{n=0}^{n_{\text{eff}}} \frac{k_n}{k_0} |D_n|^2. \quad (11)$$

We show an example of numerical result of the time-averaged transmission probability in Fig. 2.

Now we will discuss the traversal time. As following to Büttiker and Landauer, we assume that $\hbar\omega \ll E$, so that the wave numbers of the side bands are

$$k_{\pm n} = \sqrt{\frac{2m(E \pm \hbar\omega)}{\hbar}} \approx k \pm n \frac{m\omega}{\hbar k}, \quad (12)$$

and assume $\hbar\omega \ll V_0 - E$, so that

$$\kappa_{\pm n} = \sqrt{\frac{2m(V_0 - E \mp \hbar\omega)}{\hbar}} \approx \kappa \mp n \frac{m\omega}{\hbar \kappa}. \quad (13)$$

In the case of opaque barrier, taking account of the asymptotic forms of transmitted wave amplitudes

$$D_{\pm 1} = \pm \frac{V_1}{2\hbar\omega} D_0 (e^{\pm\omega\tau} - 1) e^{\mp i\omega\tau/2}, \quad (14)$$

Büttiker and Landauer included first order corrections to the static barrier and obtained the intensity for the transmitted sidebands, for the case of small V_1 ,

$$T_{\pm 1} = \frac{k_{\pm 1}}{k_0} \left(\frac{V_1}{2\hbar\omega} \right)^2 (e^{\pm\omega\tau} - 1)^2 T_0, \quad (15)$$

where $\tau = md/\hbar\kappa$. From this expression they found that there exists the crossover from the low frequency behavior

$$T_{\pm 1} = \frac{k_{\pm 1}}{k_0} \left(\frac{V_1\tau}{2\hbar} \right)^2 T_0, \quad (16)$$

where the two intensities of the sidebands are equal, to the high frequency behavior

$$T_{+1} = \frac{k_{+1}}{k_0} \left(\frac{V_1}{2\hbar\omega} \right)^2 e^{2\omega\tau} T_0, \quad (17)$$

$$T_{-1} = \frac{k_{-1}}{k_0} \left(\frac{V_1}{2\hbar\omega} \right)^2 T_0, \quad (18)$$

where the two intensities differ strongly. This transition to imbalance is best described by

$$\frac{k_{-1}T_{+1} - k_{+1}T_{-1}}{k_{-1}T_{+1} + k_{+1}T_{-1}} = \tanh \omega\tau. \quad (19)$$

Thus they claimed the crossover from the low frequency behavior to the high frequency behavior yields the traversal time.

III. VISIBILITY AND TRAVERSAL TIME

Their claim is a very interesting idea to estimate a certain kind of tunneling time, but it is rather difficult to determine its value from experiments. Now let us consider the time dependence of the transmitted currents. If one observes the currents at a fixed point $x=L$, one may see the interference effect between the different frequency waves in the first order approximation

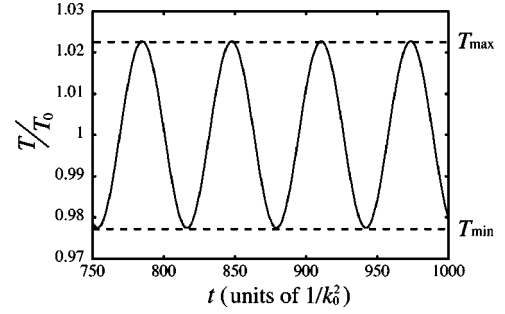


FIG. 3. The time dependence of the transmitted currents at a fixed point $x=750$ (units of $1/k_0$). The potential frequency ω is 0.1 (units of k_0^2). Other parameters (static potential height, small modulation amplitude, etc.) are the same values in Fig. 2. In this figure, T_0 is the transmission probability in the static potential case, that is, $V_1=0$.

$$\begin{aligned} T &= \frac{1}{k_0} \text{Re}\{ (k_0 D_0 e^{i(k_0 L - E_0 t)} + k_1 D_1 e^{i(k_1 L - E_1 t)} \\ &\quad + k_{-1} D_{-1} e^{i(k_{-1} L - E_{-1} t)})^* \\ &\quad \times (D_0 e^{i(k_0 L - E_0 t)} + D_1 e^{i(k_1 L - E_1 t)} + D_{-1} e^{i(k_{-1} L - E_{-1} t)}) \} \\ &\sim |D_0|^2 + \frac{1}{k_0} |D_0| [(k_0 + k_{+1}) |D_{+1}| \\ &\quad + (k_0 + k_{-1}) |D_{-1}|] \cos[\omega t - \phi(L)], \end{aligned} \quad (20)$$

where $\phi(L)$ is a phase which is independent on time t ,

$$\begin{aligned} \phi(L) &= \phi_{+1}(L) = \arg\left(\frac{D_{+1}}{D_0}\right) + (k_{+1} - k_0)L \\ &= -\phi_{-1}(L) = -\left[\arg\left(\frac{D_{-1}}{D_0}\right) + (k_{-1} - k_0)L\right]. \end{aligned} \quad (21)$$

Here the asymptotic forms (14) were used. Now we show the numerical result of the time dependence of transmitted current at a fixed point in Fig. 3. If a detector has a good time resolution, one may measure this visibility of the transmitted wave

$$\begin{aligned} I_{\text{vis}} &\equiv \frac{T_{\text{max}} - T_{\text{min}}}{T_{\text{max}} + T_{\text{min}}} \\ &= \frac{1}{k_0} \left((k_0 + k_{+1}) \left| \frac{D_{+1}}{D_0} \right| + (k_0 + k_{-1}) \left| \frac{D_{-1}}{D_0} \right| \right). \end{aligned} \quad (22)$$

In the case of a small perturbation V_1 and an opaque static potential, Eq. (22) is approximated by

$$I_{\text{vis}} \sim \frac{2V_1}{\hbar\omega} \sinh \omega\tau, \quad (23)$$

from which the traversal time is expressed by the visibility as follows:

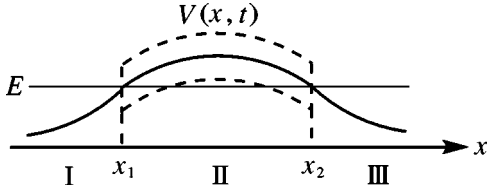


FIG. 4. Schematic illustration of one-dimensional tunneling in the general potential case. The small modulation $V_1 \cos \omega t$ exists in the region of II (illustrated with the dashed line).

$$\tau = \frac{1}{\omega} \sinh^{-1} \left(\frac{\hbar \omega}{2V_1} I_{\text{vis}} \right). \quad (24)$$

If one can choose an experimental setup satisfying the condition $\omega \tau \ll 1$, this expression becomes

$$\tau \sim \frac{\hbar}{2V_1} I_{\text{vis}}. \quad (25)$$

For the case of general potential shown in Fig. 4, which allows the WKB approximation, we have a transmitting wave after the potential wall,

$$\begin{aligned} \Psi^{\text{III}}(x, t) = & i \frac{4S_0}{4 + S_0^2} \frac{1}{\sqrt{k_0(x)}} \\ & \times \exp \left\{ i \left(\int_{x_2}^x k_0(x') dx' - \frac{\pi}{4} \right) \right\} e^{-iEt/\hbar} \\ & \times \left[1 + \frac{J_1(V_1/\hbar\omega)}{J_0(V_1/\hbar\omega)} \sqrt{\frac{k_0(x)}{k_1(x)}} \right. \\ & \times \exp \left\{ i \int_{x_2}^x \frac{m\omega}{\hbar k_0(x')} dx' \right\} (1 - \Sigma_1) e^{-i\omega t} \\ & \left. + \frac{J_{-1}(V_1/\hbar\omega)}{J_0(V_1/\hbar\omega)} \sqrt{\frac{k_0(x)}{k_{-1}(x)}} \right. \\ & \left. \times \exp \left\{ -i \int_{x_2}^x \frac{m\omega}{\hbar k_0(x')} dx' \right\} (1 - \Sigma_{-1}) e^{i\omega t} \right], \end{aligned} \quad (26)$$

where

$$\Sigma_{\pm 1} = \frac{4 + S_0^2}{4 + S_{\pm 1}^2} \frac{S_{\pm 1}}{S_0}, \quad (27)$$

$$S_n = \exp \left(- \int_{x_1}^{x_2} \kappa_n(x) dx \right). \quad (28)$$

The detailed calculation is given in Appendix B. For an opaque potential, the damping factors S_n are so small that the transmitted current becomes

$$T \sim S_0^2 \left\{ 1 + 2 \frac{J_1(V_1/\hbar\omega)}{J_0(V_1/\hbar\omega)} (\Sigma_{-1} - \Sigma_1) \cos[\omega t - \phi(x)] \right\}, \quad (29)$$

where

$$\phi(x) = \int_{x_2}^x \frac{m\omega}{\hbar k_0(x')} dx'. \quad (30)$$

Therefore the visibility is given by

$$\begin{aligned} I_{\text{vis}} = & 2 \frac{J_1(V_1/\hbar\omega)}{J_0(V_1/\hbar\omega)} (\Sigma_{-1} - \Sigma_1) \\ & \sim \frac{V_1}{\hbar\omega} 2 \sinh \left(\frac{m\omega}{\hbar} \int_{x_1}^{x_2} \frac{1}{\kappa_0(x)} dx \right), \end{aligned} \quad (31)$$

and Eq. (25) is replaced by the following expression:

$$\tau_{\text{WKB}} = \frac{m}{\hbar} \int_{x_1}^{x_2} \frac{1}{\kappa_0(x)} dx \sim \frac{\hbar}{2V_1} I_{\text{vis}}. \quad (32)$$

IV. COMPARISON OF NUMERICAL RESULTS WITH THE SIMULATION BASED ON THE NELSON'S QUANTUM MECHANICS

Here we evaluate the tunneling time by the use of Nelson's approach of quantum mechanics [7] and compare them with numerical results of traversal time obtained from the visibility. Nelson's quantum mechanics, using the real-time stochastic process, enables us to describe individual experimental runs of a quantum system in terminology of the "analog" of classical mechanics, i.e., the ensemble of sample paths. These sample paths are generated by the stochastic process

$$dx(t) = [u(x(t), t) + v(x(t), t)] dt + dw(t), \quad (33)$$

where $x(t)$ is a stochastic variable corresponding to the coordinate of the particle, and $u(x(t), t)$ and $v(x(t), t)$ are the osmotic velocity and the current velocity, respectively. The $dw(t)$ is the Gaussian white noise with the statistical properties of

$$\langle dw(t) \rangle = 0, \quad \text{and} \quad \langle dw(t) dw(t) \rangle = \frac{\hbar}{m} dt. \quad (34)$$

In principle the osmotic and the current velocities are given by solving coupled two equations, i.e., the kinetic equation and the "Newton-Nelson equation." The whole ensemble of sample paths gives us the same results as quantum mechanics in the ordinary approach. Once the equivalence of Nelson's framework and ordinary quantum mechanics is proved, it is convenient to use the relation

$$u = \text{Re} \frac{\hbar}{m} \frac{\partial}{\partial x} \ln \psi(x, t) \quad \text{and} \quad v = \text{Im} \frac{\hbar}{m} \frac{\partial}{\partial x} \ln \psi(x, t), \quad (35)$$

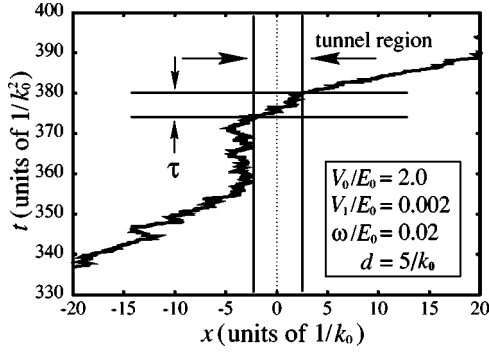


FIG. 5. Typical transmission sample path calculated by Eq. (33).

where ψ is the solution of Schrödinger equation. Since individual sample path has its own history, we obtain information on the time parameter, e.g., the traversal time [8,9].

Now using the Nelson's quantum mechanics, we estimate the traversal time crossing over a time-dependent potential barrier shown in Fig. 1. Suppose a simulation of tunneling phenomena based on Eq. (33), starting from $t = -\infty$ and ending at $t = \infty$. As we treat a wave packet satisfying the time-dependent Schrödinger equation, the wave packet is located in region I initially and turns finally into two spatially separated wave packets which are in regions I and III. Figure 5 shows a typical transmission sample path calculated by Eq. (33) with "backward time evolution method" [8,9]. The traversal time using this approach τ_{Nelson} is defined as the averaged time interval in which the random variable $x(t)$ stays in the barrier region II. Thus τ_{Nelson} defined in this way has a character of statistical distribution as pointed in Refs. [4,5], since it is the value averaged over the ensemble of sample paths having the transmitting wave packets.

We call the traversal time obtained by the visibility of transmission current, τ_{vis} . Let us compare τ_{vis} with τ_{Nelson} and τ_{WKB} in a rectangular potential barrier numerically. Here we take the unit with $m = \hbar = 1$. Figure 6 shows these numerical results versus potential width d and Fig. 7 shows those versus V_0/E_0 , where E_0 is an incident energy and V_0 is a potential height. It has been shown that, in the opaque case, the Fokker-Planck equation for the distribution for the samples can be solved analytically and gives $\tau_{\text{Nelson}} \sim md/\hbar \kappa (= \tau_{\text{WKB}})$ [8,9]. The parameters adopted in Fig. 6

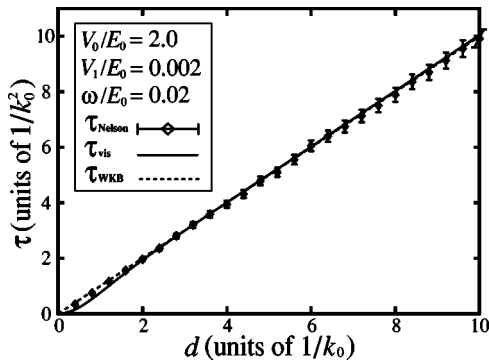


FIG. 6. Comparison of numerical results of traversal times versus potential width d in a rectangular potential barrier.

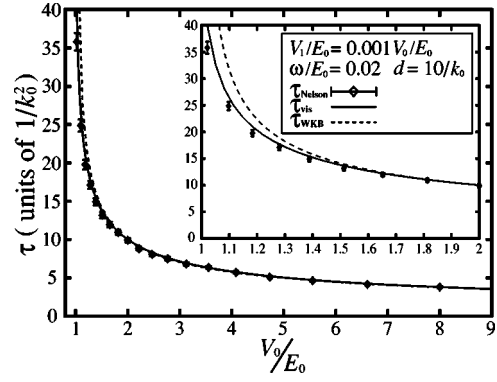


FIG. 7. Comparison of numerical results of traversal times versus V_0/E_0 , where E_0 is an incident energy and V_0 is a potential height. The inset is a magnified part of small V_0 .

give an imaginary wave number $\kappa = 1$ in the unit of k_0 which corresponds to the opaque potential except for very thin potential barrier. Thus we can see that τ_{Nelson} and τ_{WKB} agree with each other. It is notable that τ_{vis} fits also well with them except for thin barrier where the opaqueness condition is broken. The imaginary wave number dependence of traversal time is shown in Fig. 7 for a fixed and rather thick potential barrier width. The value of κ becomes larger than 1 for $V_0 > 2E_0$ and in this region τ_{Nelson} agrees with τ_{WKB} . On the other hand, in the region $V_0 < 2E_0$, τ_{WKB} becomes to deviate from τ_{Nelson} , where the opaqueness condition is not satisfied. However τ_{vis} can reproduce the value of τ_{Nelson} for almost all region. From these two figures, we see, in the opaque case, that τ_{Nelson} coincide with τ_{WKB} with respect to its dependence on potential width d and on the imaginary wave number κ . While there is an obvious reason why the τ_{WKB} can only applicable to the opaque case, one needs not assume any approximation to evaluate τ_{Nelson} in principle. Therefore the latter may represent a characteristic property of time scale for tunneling phenomena not only for the opaque case but also for the translucent case. However, both of these traversal times are defined only on the bases of theoretical models, but cannot be checked by experiment so easily. It should be noticed that τ_{vis} is connected to the experimental data directly, and the theoretical estimation may be checked by experiment rather easily. Thus we think that τ_{vis} can be a good candidate presenting time scale of tunneling phenomena both for the opaque case and for the translucent case.

V. SUMMARY AND COMMENTS

In this paper, we present a proposal for the estimation of Büttiker-Landauer traversal time based on the visibility of transmission current. We analyzed the tunneling phenomena with a time-dependent potential described by Eq. (3), and obtained the time-dependent transmission current for a small perturbation V_1 and an opaque case. We found that the visibility is directly connected to the traversal time, while Büttiker and Landauer proposed that the crossover from the low frequency behavior to the high frequency behavior yields the traversal time. Furthermore, this result is valid not only for rectangular potential barrier but also for general form of po-

tential to which the WKB approximation is applicable. After a brief review of Nelson's quantum mechanics, by which the traversal time is calculated definitely, we compared those results with the numerical values obtained from the simulation of Nelson's framework. Both of them fit together not only for the opaque case but also for the translucent case and it shows our method is very effective to measure experimentally the traversal time.

ACKNOWLEDGMENTS

K. Imafuku joined with us in the early stage of this work. The authors acknowledge his interest and also useful and helpful discussion with K. Imafuku, H. Nakazato and Y. Yamanaoka.

APPENDIX A: AMPLITUDES

In this appendix, we recapitulate briefly how to determine the amplitudes of the sidebands at $E \pm n\hbar\omega$ from the matching conditions [4–6]. It is convenient to define the following quantities:

$$W_m^{(n)}(x) \equiv (B_m e^{\kappa x} + C_m e^{-\kappa x}) J_{n-m} \left(\frac{V_1}{\hbar\omega} \right), \quad (\text{A1})$$

$$W_m^{(n)'}(x) \equiv \kappa_m (B_m e^{\kappa x} - C_m e^{-\kappa x}) J_{n-m} \left(\frac{V_1}{\hbar\omega} \right), \quad (\text{A2})$$

where the prime means a derivative with respect to the coordinate x . At the energy E_n , we have the matching conditions

$$\delta_{n0} e^{-i\alpha_n} + A_n e^{i\alpha_n} = \sum_m W_m^{(n)} \left(-\frac{d}{2} \right), \quad (\text{A3})$$

$$i \frac{2\alpha_n}{d} (\delta_{n0} e^{-i\alpha_n} - A_n e^{i\alpha_n}) = \sum_m W_m^{(n)'} \left(-\frac{d}{2} \right), \quad (\text{A4})$$

$$D_n e^{i\alpha_n} = \sum_m W_m^{(n)} \left(\frac{d}{2} \right), \quad (\text{A5})$$

$$i \frac{2\alpha_n}{d} D_n e^{i\alpha_n} = \sum_m W_m^{(n)'} \left(\frac{d}{2} \right), \quad (\text{A6})$$

where $\alpha_n \equiv k_n d/2$. Noticing that J_n is proportional to $(V_1/2\hbar\omega)^n$ and taking only the leading terms, we approximate Eqs. (A3), (A4), (A5), and (A6) and obtain the transmission coefficients and reflection coefficients. At the energy E , we recover the results of static barrier, the reflection and the transmission coefficients

$$A_0 = \frac{-2(k^2 + \kappa^2) \sinh \kappa d}{\det(k, \kappa)} e^{-ikd}, \quad (\text{A7})$$

$$D_0 = \frac{-4ik\kappa}{\det(k, \kappa)} e^{-ikd}, \quad (\text{A8})$$

where $\det(k, \kappa)$ is defined by

$$\begin{aligned} \det(k, \kappa) &\equiv \begin{vmatrix} (\kappa + ik)e^{-\kappa d} & -(\kappa - ik) \\ (\kappa - ik)e^{\kappa d} & -(\kappa + ik) \end{vmatrix} \\ &= 2(\kappa^2 - k^2) \sinh \kappa d - 4ik\kappa \cosh \kappa d. \end{aligned} \quad (\text{A9})$$

Similarly, at the energy E_n , we have the transmission and reflection coefficients in the leading order

$$\begin{aligned} D_n &= \frac{J_n(V_1/\hbar\omega)}{J_0(V_1/\hbar\omega)} \frac{2D_0 e^{i(k-k_n)d/2}}{\det(k_n, \kappa_n)} \\ &\times \{ (\kappa_n^2 - k_n k_0) \sinh \kappa_n d - (\kappa^2 - k_n k_0) (\kappa_n / \kappa_0) \sinh \kappa_0 d \\ &+ i \kappa_n (k_n + k_0) (\cosh \kappa_0 d - \cosh \kappa_n d) \} \end{aligned} \quad (\text{A10})$$

and

$$\begin{aligned} A_n &= \frac{J_n(V_1/\hbar\omega)}{J_0(V_1/\hbar\omega)} \frac{D_0 e^{i(k-k_n)d/2}}{\det(k_n, \kappa_n)} \\ &\times \{ (\kappa_n^2 - k_n k_0) \sinh \kappa_n d \cosh \kappa_0 d \\ &- (\kappa^2 + k_n k_0) (\kappa_n / \kappa_0) \cosh \kappa_n d \sinh \kappa_0 d \\ &+ i \kappa_n (k_0 - k_n) (1 - \cosh \kappa_n d \cosh \kappa_0 d) \\ &- i ((k_0 \kappa_n^2 / \kappa_0) - k_n \kappa_0) \sinh \kappa_n d \sinh \kappa_0 d \}, \end{aligned} \quad (\text{A11})$$

where $\det(k_n, \kappa_n)$ is defined by

$$\begin{aligned} \det(k_n, \kappa_n) &\equiv \begin{vmatrix} (\kappa_n + ik_n) e^{-\kappa_n d} & -(\kappa_n - ik_n) \\ (\kappa_n - ik_n) e^{\kappa_n d} & -(\kappa_n + ik_n) \end{vmatrix} \\ &= 2(\kappa_n^2 - k_n^2) \sinh \kappa_n d - 4ik_n \kappa_n \cosh \kappa_n d. \end{aligned} \quad (\text{A12})$$

APPENDIX B: THE VISIBILITY IN A GENERAL POTENTIAL CASE

We give an expression for the visibility in a general potential case by the use of the WKB approximation. A stationary solution $\Psi_E(x)$ with energy E satisfies the Schrödinger equation

$$\left[-\frac{\hbar^2}{2m} \nabla^2 + V(x) \right] \Psi_E(x) = E \Psi_E(x). \quad (\text{B1})$$

Stating from the outgoing wave solution in the region III,

$$\Psi^{\text{III}}(x) = \frac{1}{\sqrt{k(x)}} \exp\left\{i\left(\int_{x_2}^x k(x') dx' - \frac{\pi}{4}\right)\right\}, \quad (\text{B2})$$

we have the evanescent wave solution in the region II,

$$\Psi^{\text{II}}(x) = \frac{1}{\sqrt{\kappa(x)}} \left[-\frac{i}{S} \exp\left\{-\int_{x_1}^x \kappa(x') dx'\right\} + \frac{S}{2} \exp\left\{\int_{x_1}^x \kappa(x') dx'\right\} \right], \quad (\text{B3})$$

and then, the incoming and reflecting wave solutions

$$\Psi^{\text{I}}(x) = \frac{1}{\sqrt{k(x)}} \left[\left(-i \frac{4+S^2}{4S}\right) \exp\left\{-i\left(\int_x^{x_1} k(x') dx' - \frac{\pi}{4}\right)\right\} + \left(-i \frac{4-S^2}{4S}\right) \exp\left\{i\left(\int_x^{x_1} k(x') dx' - \frac{\pi}{4}\right)\right\} \right], \quad (\text{B4})$$

where

$$S = \exp\left(-\int_{x_1}^{x_2} \kappa(x') dx'\right). \quad (\text{B5})$$

Using these stationary WKB solutions, we can write down a time dependent solution in the case shown in Fig. 4,

$$\Psi(x, t) = \begin{cases} \sum_E \Psi_E^{\text{I}}(x) e^{-iEt/\hbar} & (x \leq x_1), \\ \sum_E \Psi_E^{\text{II}}(x) \sum_n J_n \left(\frac{V_1}{\hbar\omega}\right) e^{-i(E+n\hbar\omega)t/\hbar} & (x_1 \leq x \leq x_2), \\ \sum_E \Psi_E^{\text{III}}(x) e^{-iEt/\hbar} & (x_2 \leq x). \end{cases} \quad (\text{B6})$$

For the case of $n=0$, we have the solution

$$\Psi_{E_0}(x) = \begin{cases} D_0 J_0 \left(\frac{V_1}{\hbar\omega}\right) \frac{1}{\sqrt{k(x)}} \left[\left(-i \frac{4+S_0^2}{4S_0}\right) \exp\left\{-i\left(\int_x^{x_1} k(x') dx' - \pi/4\right)\right\} + \left(-i \frac{4-S_0^2}{4S_0}\right) \exp\left\{i\left(\int_x^{x_1} k(x') dx' - \pi/4\right)\right\} \right] & (x \leq x_1), \\ D_0 J_0 \left(\frac{V_1}{\hbar\omega}\right) \frac{1}{\sqrt{\kappa(x)}} \left[-\frac{i}{S_0} \exp\left\{-\int_{x_1}^x \kappa(x') dx'\right\} + \frac{S_0}{2} \exp\left\{\int_{x_1}^x \kappa(x') dx'\right\} \right] & (x_1 \leq x \leq x_2), \\ D_0 J_0 \left(\frac{V_1}{\hbar\omega}\right) \frac{1}{\sqrt{k(x)}} \exp\left\{i\left(\int_{x_2}^x k(x') dx' - \frac{\pi}{4}\right)\right\} & (x_2 \leq x), \end{cases} \quad (\text{B7})$$

where S_n is the damping factor of the n th mode,

$$S_n = \exp\left(-\int_{x_1}^{x_2} \kappa_n(x) dx\right). \quad (\text{B8})$$

The coefficients are fixed by the incoming wave normalization

$$D_0 J_0 \left(\frac{V_1}{\hbar\omega}\right) = i \frac{4S_0}{4+S_0^2}. \quad (\text{B9})$$

For the case of $n=1$, we have to consider the two types of wave in the region II,

$$\begin{aligned} & D_0 J_1 \left(\frac{V_1}{\hbar\omega}\right) \frac{1}{\sqrt{\kappa(x)}} \left[-\frac{i}{S_0} \exp\left\{-\int_{x_1}^x \kappa(x') dx'\right\} \right. \\ & \quad \left. + \frac{S_0}{2} \exp\left\{\int_{x_1}^x \kappa(x') dx'\right\} \right] + D_1 J_0 \left(\frac{V_1}{\hbar\omega}\right) \frac{1}{\sqrt{\kappa_1(x)}} \\ & \quad \times \left[-\frac{i}{S_1} \exp\left\{-\int_{x_1}^x \kappa_1(x') dx'\right\} \right. \\ & \quad \left. + \frac{S_1}{2} \exp\left\{\int_{x_1}^x \kappa_1(x') dx'\right\} \right], \end{aligned} \quad (\text{B10})$$

both of which should be matched to the reflecting and the transmitting waves with energy E_1 and wave number k_1 . A similar relation holds for $n=-1$. Requiring the condition that there are no incoming waves in these modes, we can determine the coefficients $D_{\pm 1}$ in the region III,

$$D_{\pm 1} J_0 \left(\frac{V_1}{\hbar \omega} \right) = - \frac{4 + S_0^2}{4 + S_{\pm 1}^2} \frac{S_{\pm 1}}{S_0} D_0 J_{\pm 1} \left(\frac{V_1}{\hbar \omega} \right). \quad (\text{B11})$$

Considering the above results, we get the transmitting wave up to $n = \pm 1$,

$$\begin{aligned} \Psi^{\text{III}}(x, t) = & i \frac{4S_0}{4 + S_0^2} \frac{1}{\sqrt{k_0(x)}} \\ & \times \exp \left\{ i \left(\int_{x_2}^x k_0(x') dx' - \frac{\pi}{4} \right) \right\} e^{-iEt/\hbar} \\ & \times \left[1 + \frac{J_1(V_1/\hbar\omega)}{J_0(V_1/\hbar\omega)} \sqrt{\frac{k_0(x)}{k_1(x)}} \right] \end{aligned}$$

$$\begin{aligned} & \times \exp \left\{ i \int_{x_2}^x \frac{m\omega}{\hbar k_0(x')} dx' \right\} (1 - \Sigma_1) e^{-i\omega t} \\ & + \frac{J_{-1}(V_1/\hbar\omega)}{J_0(V_1/\hbar\omega)} \sqrt{\frac{k_0(x)}{k_{-1}(x)}} \\ & \times \exp \left\{ -i \int_{x_2}^x \frac{m\omega}{\hbar k_0(x')} dx' \right\} (1 - \Sigma_{-1}) e^{i\omega t}, \quad (\text{B12}) \end{aligned}$$

where

$$\Sigma_{\pm 1} = \frac{4 + S_0^2}{4 + S_{\pm 1}^2} \frac{S_{\pm 1}}{S_0}. \quad (\text{B13})$$

-
- [1] L.A. MacColl, Phys. Rev. **40**, 621 (1932).
 [2] E.H. Hauge and J.A. Stvneng, Rev. Mod. Phys. **61**, 917 (1989).
 [3] R. Landauer and T. Martin, Rev. Mod. Phys. **66**, 217 (1994).
 [4] M. Bttiker and R. Landauer, Phys. Rev. Lett. **49**, 1739 (1982).
 [5] M. Bttiker, Phys. Rev. B **27**, 6178 (1983).

- [6] T. Martin and R. Landauer, Phys. Rev. A **47**, 2023 (1993).
 [7] E. Nelson, Phys. Rev. **150**, 1079 (1966).
 [8] K. Imafuku, I. Ohba, and Y. Yamanaka, Phys. Lett. A **204**, 329 (1995).
 [9] K. Imafuku, I. Ohba, and Y. Yamanaka, Phys. Rev. A **56**, 1142 (1997).