

Analysis of loss correction with the Gottesman-Kitaev-Preskill code

Jacob Hastrup * and Ulrik Lund Andersen †

Center for Macroscopic Quantum States (bigQ), Department of Physics, Technical University of Denmark, Building 307, Fysikvej, 2800 Kongens Lyngby, Denmark



(Received 20 November 2022; accepted 24 October 2023; published 15 November 2023)

The Gottesman-Kitaev-Preskill (GKP) code is a promising bosonic quantum error-correcting code, encoding logical qubits into a bosonic mode in such a way that many physically relevant noise types can be corrected effectively. A particularly relevant noise channel is the pure loss channel, which the GKP code is known to protect against. In particular, it is commonly pointed out that losses can be corrected by the GKP code by transforming the losses into random Gaussian displacements through a quantum-limited amplification channel. However, implementing such amplification in practice is not ideal and could easily introduce an additional overhead of noise from associated experimental imperfections. Here, we analyze the performance of teleportation-based GKP error correction against loss in the absence of an amplification channel. We show that amplification is not required to perform GKP error correction and that performing amplification actually worsens the performance for practically relevant parameter regimes.

DOI: [10.1103/PhysRevA.108.052413](https://doi.org/10.1103/PhysRevA.108.052413)

I. INTRODUCTION

Efficient quantum error correction (QEC) is essential for overcoming inherent gate errors and scaling up quantum computers. One promising QEC technique that has gained increased interest in recent years is bosonic QEC, in which each qubit is encoded into a harmonic oscillator [1–5]. This allows for an error-correctable logical qubit to be defined within a single physical mode, providing a hardware-efficient approach to fault-tolerant quantum computing. The Gottesman-Kitaev-Preskill (GKP) code [1,6] is a bosonic code which is particularly relevant for optical systems [7,8], as gates, error correction, and measurements can all be carried out efficiently with Gaussian interactions. Although it is a daunting task to generate the non-Gaussian GKP basis states on an optical platform, it is likely that they will become available in the future, e.g., using one of the numerous proposed protocols [7,9–16].

The dominant type of noise in typical optical systems is loss. This loss can arise from physical components like delay lines, beam splitters, and couplers. Additionally, it can be a result of inherent by-products from gate operations, especially in teleportation-based architectures where finite-squeezing effects are present [17].

The GKP code is designed to correct small phase-space displacement errors, and since any channel can be expanded in terms of such displacements [1], the GKP code is, in principle, capable of correcting many different types of errors, provided the expansion contains only small displacements. Unfortunately, the loss channel, as well as the physically relevant dephasing channel, is not expanded only in terms

of small displacements [18]. For example, the loss channel with transmissivity η acting on a coherent state reduces the amplitude as $\alpha \rightarrow \sqrt{\eta}\alpha = \alpha - (1 - \sqrt{\eta})\alpha$, corresponding to a displacement of magnitude $(1 - \sqrt{\eta})\alpha$. Thus, the magnitude of the displacement can be arbitrarily large for any $\eta < 1$ if α is sufficiently large. On the other hand, if α is small, the magnitude of the displacement will also be small even for small η . This simple example shows that the severity of the loss channel depends not only on the strength of the channel but also on the size of the input state; that is, states containing many photons will experience larger displacements than states containing fewer photons [18]. This results in an interesting trade-off for GKP-encoded states since the intrinsic properties of GKP states are generally improved by considering states containing higher photon numbers. Nonetheless, it has been shown numerically that the GKP code performs well against loss and in some aspects outperforms the cat [19–21] and binomial codes [22], which are designed specifically to protect against the loss channel [2]. Furthermore, GKP states containing more photons always seem to perform better against loss than GKP states containing fewer photons [2,23].

So far, the question of how to correct loss with the GKP code in practice is usually answered by the statement that loss can be transformed into a random Gaussian displacement channel by adding a quantum-limited phase-insensitive amplification channel. The effect of the random Gaussian displacement channel is to randomly displace the input state by a magnitude that is independent of the state, and therefore, increasing the photon number of the GKP state has no negative side effects for this channel, thus resolving the problem of potentially large displacements. However, implementing a strictly quantum-limited amplification channel is highly challenging in practice and will inevitably introduce an additional overhead of noise. Additionally, it is not clear whether practically relevant GKP states are so large that the

*jhast@fysik.dtu.dk

†ulrik.andersen@fysik.dtu.dk

displacement associated with loss cannot be corrected without amplification. Even the ideal quantum-limited amplification channel will add noise to the state [24], and so it is important to consider whether this added noise contributes more logical errors than what is avoided by applying the amplification in the first place.

Recently, a method to correct loss on GKP states without amplification was proposed by Fukui *et al.* [25] in the context of a long-distance communication protocol. In that work, the authors showed that if the loss is distributed evenly between the input mode to be corrected and the ancilla used for QEC, the combined noise on the two modes will be equivalent to a random Gaussian displacement on the input mode. Furthermore, this approach was shown to outperform strategies based on amplification in this particular setting. However, in other settings, such as in a quantum computer, one would likely be unable to redistribute the loss between the encoded state and the QEC ancilla states, and therefore, this strategy is not universally applicable.

In this work we quantify the performance of GKP QEC against losses both with and without added amplification. Our analysis shows that for practically relevant states, i.e., GKP squeezing levels below 15–20 dB, the application of an amplification channel introduces more errors than it fixes. Thus, one does not have to, and should not, worry about implementing efficient quantum-limited amplification to take advantage of the GKP encoding against loss. Our analysis is inspired and enabled by recent developments in the phase-space description of GKP states [26–29]. We note that a complementary extensive noise analysis of several bosonic codes, including the GKP code, was recently presented by Hillman *et al.* [30]. However, their analysis was limited to GKP states with squeezing less than 10 dB due to computational constraints.

II. PRELIMINARIES

We consider bosonic modes with position and momentum operators denoted \hat{q} and \hat{p} , using the scaling convention of $[\hat{q}, \hat{p}] = i$, corresponding to $\hbar = 1$. Ideal square GKP states can be defined as superpositions of position eigenstates at integer multiples of $\sqrt{\pi}$:

$$|0_L\rangle = \sum_{s \in \mathbb{Z}} |2s\sqrt{\pi}\rangle_q, \quad (1a)$$

$$|1_L\rangle = \sum_{s \in \mathbb{Z}} |(2s + 1)\sqrt{\pi}\rangle_q. \quad (1b)$$

These states are not normalizable and thus are nonphysical. However, we can use them to mathematically construct physically valid states with the nonunitary photon-number-damping operator $e^{-\epsilon\hat{n}}$:

$$|0_L^\epsilon\rangle = e^{-\epsilon\hat{n}}|0_L\rangle, \quad (2a)$$

$$|1_L^\epsilon\rangle = e^{-\epsilon\hat{n}}|1_L\rangle, \quad (2b)$$

where $\hat{n} = \frac{1}{2}(\hat{q}^2 + \hat{p}^2 - 1)$ is the number operator and ϵ denotes the strength of the damping. These states are composed of squeezed peaks in phase space of variance $\frac{1}{2} \tanh(\epsilon)$ [29,31], such that the squeezing level compared to vacuum in decibels is given by $-10 \log_{10}[\tanh(\epsilon)]$.

Furthermore, peaks far from the origin are dampened by a Gaussian envelope of width $\frac{1}{2} \tanh(\epsilon)^{-1}$, ensuring that the states have finite energy. Another subtle effect of the operator $e^{-\epsilon\hat{n}}$ is that the positions of the peaks are slightly reduced by a factor $\text{sech}(\epsilon) \approx 1 - \frac{1}{2}\epsilon^2$ in both quadratures [32]. The states of Eq. (2) approach the ideal GKP states of Eq. (1) in the limit of $\epsilon \rightarrow 0$.

We will refer to the finite-energy GKP states simply as GKP states in the remainder of this paper, with the superscript ϵ reminding us that these are not ideal GKP states. We now use $|0_L^\epsilon\rangle$ and $|1_L^\epsilon\rangle$ to define a logical GKP identity operator

$$I^\epsilon \equiv \sigma_0^\epsilon \equiv |0_L^\epsilon\rangle\langle 0_L^\epsilon| + |1_L^\epsilon\rangle\langle 1_L^\epsilon|, \quad (3a)$$

as well as logical Pauli operators

$$X^\epsilon \equiv \sigma_1^\epsilon \equiv |1_L^\epsilon\rangle\langle 0_L^\epsilon| + |0_L^\epsilon\rangle\langle 1_L^\epsilon|, \quad (3b)$$

$$Y^\epsilon \equiv \sigma_2^\epsilon \equiv i|1_L^\epsilon\rangle\langle 0_L^\epsilon| - i|0_L^\epsilon\rangle\langle 1_L^\epsilon|, \quad (3c)$$

$$Z^\epsilon \equiv \sigma_3^\epsilon \equiv |0_L^\epsilon\rangle\langle 0_L^\epsilon| - |1_L^\epsilon\rangle\langle 1_L^\epsilon|. \quad (3d)$$

While these operators are strictly not unitary due to the nonzero overlap of $|0_L^\epsilon\rangle$ and $|1_L^\epsilon\rangle$ and their improper normalization, we can still use them to define physically valid finite-energy GKP states as

$$\rho^\epsilon = \frac{1}{N} \left(\sigma_0^\epsilon + \sum_{k=1}^3 a_k \sigma_k^\epsilon \right), \quad (4)$$

where $\vec{a} = [a_1, a_2, a_3]$ is a GKP Pauli vector which characterizes the state, analogous to a conventional qubit Pauli vector [27]. The normalization factor N is given by

$$N = \text{Tr}(\sigma_0^\epsilon) + \sum_{k=1}^3 a_k \text{Tr}(\sigma_k^\epsilon). \quad (5)$$

The Wigner functions of the GKP Pauli operators are shown in Fig. 1(a). Since the Wigner function is linear in the density matrix, the Wigner functions of logical GKP states are constructed by simply adding together the Wigner functions of σ_0^ϵ , σ_1^ϵ , σ_2^ϵ , and σ_3^ϵ according to the weighting given by \vec{a} . Some examples are shown in Fig. 1(b). Note that unlike conventional qubit Pauli operators, the GKP Pauli operators have nonzero trace [except for σ_2^ϵ , for which $\text{Tr}(\sigma_2^\epsilon) = 0$ due to its antisymmetric Wigner function for all ϵ]. As a result, the normalization factor N depends slightly on \vec{a} as per Eq. (5). Still, for all $\epsilon > 0$ the states defined by Eq. (4) are physically valid states as long as $|\vec{a}| \leq 1$. Furthermore, for small ϵ the traces of σ_1^ϵ and σ_3^ϵ vanish compared to that of σ_0^ϵ .

Describing GKP states in terms of their GKP Pauli vectors allows us to analyze them as qubits, despite them being embedded in a larger continuous-variable Hilbert space. For example, we can define a logical fidelity between two GKP states with GKP Pauli vectors \vec{a} and \vec{b} as

$$F_L(\vec{a}, \vec{b}) = \frac{1}{2} (1 + \vec{a} \cdot \vec{b} + \sqrt{(1 - |\vec{a}|^2)(1 - |\vec{b}|^2)}). \quad (6)$$

This definition is motivated by the fact that if \vec{a} and \vec{b} are the Pauli vectors of two *qubit* states ρ_a and ρ_b , their Uhlmann fidelity $\text{Tr}(\sqrt{\sqrt{\rho_a} \rho_b \sqrt{\rho_a}})$ is given exactly by Eq. (6). Note that the logical fidelity defined by Eq. (6) for GKP states is

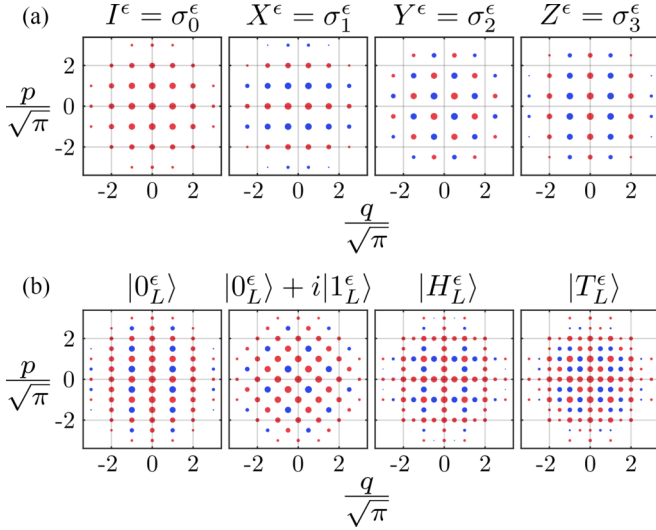


FIG. 1. (a) Contours of the Wigner functions of the finite-energy GKP Pauli operators in Eq. (3). Red indicates positive regions, and blue indicates negative regions. (b) Wigner functions of various GKP states, namely, a logical Z eigenstate, a logical Y eigenstate, an H -type magic state, and a T -type magic state. The states are described by the GKP Pauli vectors $[0,0,1]$, $[0,1,0]$, $[\frac{1}{\sqrt{2}}, 0, \frac{1}{\sqrt{2}}]$, and $[\frac{1}{\sqrt{3}}, \frac{1}{\sqrt{3}}, \frac{1}{\sqrt{3}}]$, respectively.

not exactly the same as their Uhlmann fidelity. This is most evident in the limit of large ϵ , for which both $|0_L^\epsilon\rangle$ and $|1_L^\epsilon\rangle$ converge to the vacuum state. In this regime the Uhlmann fidelity between $|0_L^\epsilon\rangle$ and $|1_L^\epsilon\rangle$ approaches 1, whereas their logical fidelity remains 0. By characterizing, e.g., a channel fidelity in terms of the Uhlmann fidelity, this convergence to vacuum can lead to high fidelities at large ϵ , which would be misleading as GKP states do not represent useful qubits in that regime. To avoid misleading conclusions due to this effect we use the logical fidelity defined in Eq. (6) instead of the Uhlmann fidelity as our figure of merit. In the regime of large squeezing ($\gtrsim 5$ dB), which is more relevant for applications, the logical fidelity and the Uhlmann fidelity converge.

III. EFFECTS OF LOSS ON GKP STATES

The loss channel of transmittance $\eta \leq 1$ is defined in the Kraus representation as

$$\mathcal{L}_\eta(\rho) = \sum_{k=0}^{\infty} K_k^{\text{loss}} \rho (K_k^{\text{loss}})^\dagger, \quad (7a)$$

with Kraus operators

$$K_l^{\text{loss}} = \sqrt{\frac{1}{k!} \left(\frac{1-\eta}{\eta} \right)^k} \hat{a}^k \eta^{\hat{a}^\dagger \hat{a}/2}, \quad (7b)$$

where \hat{a} and \hat{a}^\dagger are the photon annihilation and creation operators. The loss channel reduces the energy of an input state by a factor η and is equivalent to mixing the input with vacuum on a beam splitter with transmittance η . Losses have two effects on GKP states. First, the state shrinks in phase space by a factor $\sqrt{\eta}$. This shifts the peaks of the GKP state closer to the origin in phase space. Second, the variance of each peak

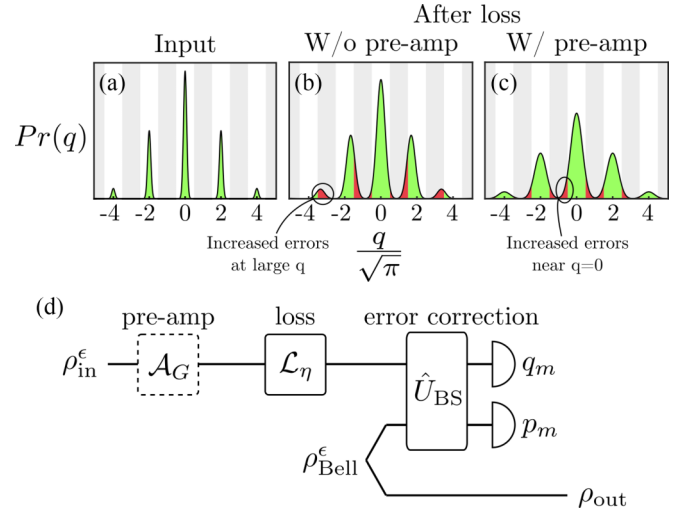


FIG. 2. (a) q -quadrature marginal distribution of the state $|0_L^\epsilon\rangle$, with $\epsilon = 0.05$ (13-dB squeezing). (b) Marginal distribution of the state in (a) after a loss channel with $\eta = 0.7$. The red regions will be misinterpreted as a logical 1 by homodyne detection. (c) Marginal distribution of the state in (a) after amplification and loss. (d) The total channel considered in this paper, comprising noise from a loss channel \mathcal{L}_η with transmissivity η , teleportation-based GKP QEC, and a possible preamplification channel \mathcal{A}_G with gain G .

of the GKP state is increasing towards that of the vacuum state. Specifically, the variances increase from $\frac{1}{2} \tanh(\epsilon)$ to $\frac{1}{2} \tanh(\epsilon)\eta + \frac{1-\eta}{2}$. Either of these two effects, as well as their combination, can cause parts of the wave function to shift by more than $\sqrt{\pi}/2$, which may lead to an erroneous bit or phase flip in the subsequent GKP error-correction operation. This is illustrated in Figs. 2(a) and 2(b), showing an example of a position marginal distribution of a GKP state before and after loss with the erroneous parts highlighted in red.

The quadrature-shrinking effect of losses can be compensated by adding a quantum-limited amplification channel with gain $G \geq 1$ defined as

$$\mathcal{A}_G(\rho) = \sum_{k=0}^{\infty} K_k^{\text{amp}} \rho (K_k^{\text{amp}})^\dagger, \quad (8a)$$

with Kraus operators

$$K_l^{\text{amp}} = \sqrt{\frac{1}{k!} \frac{1}{G} \left(\frac{G-1}{G} \right)^k} (\hat{a}^\dagger)^k G^{-\hat{a}^\dagger \hat{a}/2}. \quad (8b)$$

In particular, the shrinking can be perfectly canceled by choosing $G = 1/\eta$ and applying the amplification either before the loss channel (preamplification) or after the loss channel (postamplification) [23]. However, both pre- and postamplification come at the cost of a further increase of the peak variances. Preamplification adds less noise to the state than postamplification and is thus considered the reference strategy for this work. In particular, the variance after preamplification and loss is $\frac{1}{2} \tanh(\epsilon) + 1 - \eta$. This case is illustrated in Fig. 2(c). As shown in Fig. 2(c), the errors due to the displacement of the peaks, in particular the peaks located further from the origin, are almost eliminated using preamplification. However, because of the additional broadening,

more errors occur in the tail of each peak, which is most noticeable at the central peak of Fig. 2(c). The qualitative effect of preamplification is thus to redistribute the errors from the outer peaks out across all peaks. However, it is not obvious whether this redistribution of errors reduces or increases the total number of errors. Yet we might intuitively expect that if the input state contains many peaks, i.e., if ϵ is very small, preamplification should be beneficial as peaks far from the origin otherwise experience a very large absolute displacement from the loss.

IV. GKP ERROR CORRECTION

We now proceed by quantifying the performance of the GKP QEC protocol, comparing the pure loss channel with the amplifier-loss channel. We consider teleportation-based QEC [33], which is shown in Fig. 2(d). The input state after the loss channel is mixed on a 50:50 beam splitter with one half of a GKP Bell state $\rho_{\text{Bell}}^\epsilon$, and the resulting output modes are detected by two homodyne detectors measuring the conjugate quadratures, \hat{q} and \hat{p} , respectively. The corrected input state is then recovered at the other half of the GKP Bell state by applying a corrective Pauli gate depending on the homodyne measurement outcome.

The GKP Bell state is given by

$$|\text{Bell}_L^\epsilon\rangle = \frac{1}{\sqrt{N_{\text{Bell}}}}(|0_L^\epsilon\rangle|0_L^\epsilon\rangle + |1_L^\epsilon\rangle|1_L^\epsilon\rangle), \quad (9)$$

with a corresponding density matrix

$$\begin{aligned} \rho_{\text{Bell}}^\epsilon &= |\text{Bell}_L^\epsilon\rangle\langle\text{Bell}_L^\epsilon| \\ &= \frac{1}{N_{\text{Bell}}}(\sigma_0^\epsilon \otimes \sigma_0^\epsilon + \sigma_1^\epsilon \otimes \sigma_1^\epsilon - \sigma_2^\epsilon \otimes \sigma_2^\epsilon + \sigma_3^\epsilon \otimes \sigma_3^\epsilon) \\ &= \frac{1}{N_{\text{Bell}}} \sum_{k=0}^3 (-1)^{\delta_{k,2}} \sigma_k^\epsilon \otimes \sigma_k^\epsilon \end{aligned} \quad (10)$$

and normalization

$$N_{\text{Bell}} = \text{Tr}(\sigma_0^\epsilon)^2 + \text{Tr}(\sigma_1^\epsilon)^2 + \text{Tr}(\sigma_3^\epsilon)^2, \quad (11)$$

with $\delta_{i,j}$ denoting the Kronecker delta function. This Bell state can be generated by mixing two scaled GKP states, ‘‘GKP qunaught states,’’ on a 50:50 beam splitter [33]. By mixing one half of the Bell state with the input state ρ_0 on the beam splitter and obtaining homodyne measurement outcomes q_m and p_m , the (not normalized) output state is

$$\rho_{\text{out}} = \sum_{k=0}^3 \frac{(-1)^{\delta_{k,2}}}{N_{\text{Bell}}} \langle q_m | \langle p_m | \hat{U}_{\text{BS}} [\rho_0 \otimes \sigma_k^\epsilon] \hat{U}_{\text{BS}}^\dagger | q_m \rangle | p_m \rangle \sigma_k^\epsilon. \quad (12)$$

Defining

$$\lambda_k(q_m, p_m; \rho_0) = \frac{(-1)^{\delta_{k,2}}}{N_{\text{Bell}}} \langle q_m | \langle p_m | \hat{U}_{\text{BS}} [\rho_0 \otimes \sigma_k^\epsilon] \hat{U}_{\text{BS}}^\dagger | q_m \rangle | p_m \rangle, \quad (13)$$

we can write

$$\rho_{\text{out}} = \lambda_0 \left(\sigma_0^\epsilon + \sum_{k=1}^3 \frac{\lambda_k}{\lambda_0} \sigma_k^\epsilon \right). \quad (14)$$

Compared to Eq. (4), the output is a GKP state described by the GKP Pauli vector,

$$\vec{a}_{\text{out}}(q_m, p_m; \rho_0) = \frac{1}{\lambda_0} [\lambda_1, \lambda_2, \lambda_3]. \quad (15)$$

The probability density of obtaining measurement outcome (q_m, p_m) is given by

$$P(q_m, p_m; \rho_0) = \sum_{k=0}^3 \lambda_k(q_m, p_m; \rho_0) \text{Tr}(\sigma_k^\epsilon). \quad (16)$$

We use the output GKP Pauli vector to quantify the total channel comprising optional preamplification, loss, and error correction. Ideally, this channel should amount to a unitary Pauli rotation resulting from the teleportation protocol, with the measurement outcome dictating which Pauli rotation was applied. Thus, the ideal output GKP Pauli vector is

$$\vec{a}_{\text{ideal}} = \vec{s}(q_m, p_m) \circ \vec{a}_{\text{in}}, \quad (17)$$

where \circ denotes elementwise multiplication, i.e., $(\vec{x} \circ \vec{y})_i = x_i y_i$, and $\vec{s} = [s_x, s_x s_z, s_z]$, with $s_x = \pm 1$ and $s_z = \pm 1$, provide sign flips according to the measurement-dependent Pauli rotation. For a given input GKP state $\rho_{\text{in}}^\epsilon$ and measurement outcomes (q_m, p_m) , the logical input-output fidelity of the channel is thus

$$F_{\text{in-out}}(q_m, p_m; \rho_{\text{in}}^\epsilon) = F_L(\vec{a}_{\text{out}}(q_m, p_m; \rho_0), \vec{a}_{\text{ideal}}), \quad (18)$$

with $\rho_0 = \mathcal{L}_\eta(\mathcal{A}_G(\rho_{\text{in}}^\epsilon))$. Averaging over the measurement outcomes, we get the mean input-output fidelity:

$$\bar{F}_{\text{in-out}}(\rho_{\text{in}}^\epsilon) = \int dq_m dp_m F_{\text{in-out}}(q_m, p_m; \rho_{\text{in}}^\epsilon) P(q_m, p_m). \quad (19)$$

To define a channel fidelity [34], we average the mean input-output fidelity over the six GKP Pauli eigenstates, i.e., the states with $\vec{a}_{\text{in}} \in \{[\pm 1, 0, 0], [0, \pm 1, 0], [0, 0, \pm 1]\}$. Denoting these states as $\rho_{\pm k}^\epsilon$, with $k \in \{1, 2, 3\}$, the logical channel fidelity is defined as

$$F_C = \frac{1}{6} \sum_{j=\pm 1, \pm 2, \pm 3} \bar{F}_{\text{in-out}}(\rho_j^\epsilon). \quad (20)$$

In the Appendix we show how to calculate the coefficients λ_k of Eq. (13) needed to compute F_C for arbitrary values of η , G , ϵ , and \vec{a}_{in} .

V. RESULTS

Figure 3 shows the logical channel infidelity, $1 - F_C$, as a function of ϵ for different amounts of loss, with (dashed lines) and without (solid lines) preamplification. The sign function $\vec{s}(q_m, p_m)$ in Eq. (17) is chosen to maximize F_C . The errors in the absence of losses (black solid line) are intrinsic to the error-correction process due to the finite squeezing of the GKP states. As the squeezing level of the GKP state increases, i.e., when ϵ becomes small, these errors are rapidly suppressed. When losses are considered, improving the quality of the GKP states (by reducing ϵ) initially decreases the channel infidelity both with and without amplification. Importantly, the infidelity is generally lower without amplification. For very small ϵ , the infidelity starts to increase with reduced ϵ

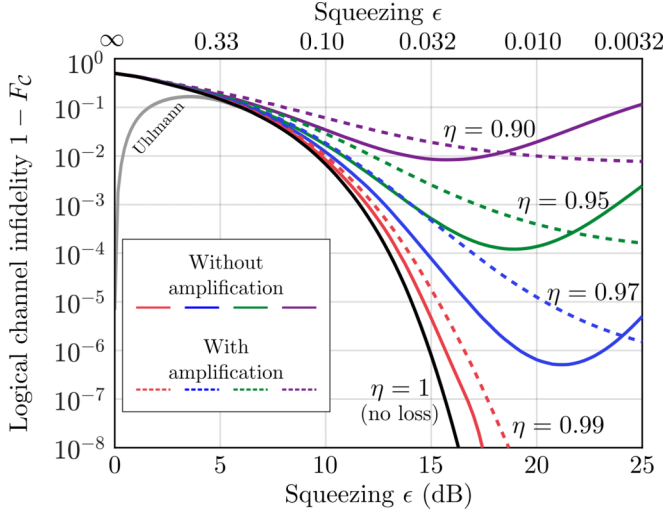


FIG. 3. Logical channel infidelity (as defined in the text) for the QEC circuit depicted in Fig. 2(d) as a function of the GKP squeezing parameter ϵ for different values of the loss channel transmissivity η . Solid lines show the results without amplification (corresponding to $G = 1$), and dashed lines show the results with amplification ($G = 1/\eta$). The gray line shows the average Uhlmann infidelity to the target output state in the $\eta = 1$ case.

in the absence of amplification. This is as expected and is due to the peak-shifting effect in Fig. 2(b), which causes errors due to the mismatch between the lattices of the GKP state after loss and the GKP Bell state used for error correction. However, preamplification does not beat the am-

plificationless strategy until the squeezing level is well above 15 dB. This is significantly larger than realistically obtainable squeezing levels and also higher than recently estimated fault-tolerance threshold values, which are in the range from 10 to 15 dB [31,35–41]. Thus, amplification would not realistically be required or beneficial in practical settings.

VI. CONCLUSION

We have used newly developed phase-space methods [27,29] to model the effects of loss on finite-energy GKP states. Our analysis has shown that GKP states which have undergone loss can be error corrected without applying a loss-compensating amplification channel, provided that the GKP state does not have an unrealistically high squeezing level ($\gg 15$ dB). Furthermore, we have shown that in practically relevant regimes even ideal amplification contributes more errors than it fixes and should therefore not be implemented in practice. This demonstrates the versatility of the GKP encoding, strengthening its candidacy as an optimal code for optical continuous-variable systems.

Note added. A complementary analysis was recently carried out by Shaw *et al.* [42] that confirmed the result presented here using a subsystem stabilizer method.

ACKNOWLEDGMENTS

This project was supported by the Danish National Research Foundation through the Center of Excellence for Macroscopic Quantum States (bigQ, DNRF0142) and the European Union’s Horizon 2020 research and innovation program CiViQ (Grant Agreement No. 820466).

APPENDIX

In this Appendix we show how to calculate the output coefficients λ_k of Eq. (13), which are used to calculate the channel fidelity of the main text. We use a phase-space representation of GKP states, in which GKP states are described as a sum of Gaussian peaks. This representation is useful since all of the channels considered, i.e., amplification, loss, beam splitting, and homodyne detection, are Gaussian, enabling everything to be described using a Gaussian framework [29,43,44]. As a result λ_k can be described by a sum of Gaussian functions, as we will see in the following. The key goal of the derivations in this Appendix is then to reduce the total number of Gaussian functions to a manageable level such that λ can be computed efficiently.

The Wigner functions of the GKP Pauli states, illustrated in Fig. 1(a), can be written as a sum of Gaussians [28,29]:

$$W_k(q, p) \equiv W(q, p; \sigma_k^\epsilon) = (-1)^{\delta_{k,2}} \sum_{\mathbf{m} \in \mathcal{M}_k} c_{\mathbf{m}}^\epsilon s_k(\mathbf{m}) G_{\mu_{\mathbf{m}}^\epsilon, \Sigma^\epsilon}(q, p), \quad (\text{A1})$$

where

$$G_{\mu, \Sigma}(\mathbf{x}) = \frac{1}{\sqrt{\det(\Sigma)}(2\pi)^n} \exp\left[-\frac{1}{2}(\mathbf{x} - \mu)^T \Sigma^{-1}(\mathbf{x} - \mu)\right] \quad (\text{A2})$$

is a multivariable Gaussian function with mean μ and covariance matrix Σ . The covariance matrix and means for the approximate GKP states in Eq. (2) are given by

$$\Sigma^\epsilon = \frac{1}{2} \tanh(\epsilon) \mathbb{1}, \quad \mu_{\mathbf{m}}^\epsilon = \text{sech}(\epsilon) \frac{\sqrt{\pi}}{2} \mathbf{m}, \quad (\text{A3})$$

where $\mathbb{1}$ is the 2×2 identity matrix. The vector $\mathbf{m} = \begin{bmatrix} m_1 \\ m_2 \end{bmatrix}$ depends on the Pauli state, i.e., k , and is defined by the following sets:

$$\mathcal{M}_0 = \{[m_1, m_2]^T \mid m_1, m_2 \in \mathbb{Z}, m_1 \text{ is even and } m_2 \text{ is even}\}, \quad (\text{A4a})$$

$$\mathcal{M}_1 = \{[m_1, m_2]^T \mid m_1, m_2 \in \mathbb{Z}, m_1 \text{ is odd and } m_2 \text{ is even}\}, \quad (\text{A4b})$$

$$\mathcal{M}_2 = \{[m_1, m_2]^T \mid m_1, m_2 \in \mathbb{Z}, m_1 \text{ is odd and } m_2 \text{ is odd}\}, \tag{A4c}$$

$$\mathcal{M}_3 = \{[m_1, m_2]^T \mid m_1, m_2 \in \mathbb{Z}, m_1 \text{ is even and } m_2 \text{ is odd}\}. \tag{A4d}$$

The sign function $s_k(\mathbf{m})$, which gives rise to the negative peaks of the Wigner function, is given by

$$s_{0,\mathbf{m}} = 1, \tag{A5a}$$

$$s_{1,\mathbf{m}} = (-1)^{\frac{m_2}{2}}, \tag{A5b}$$

$$s_{2,\mathbf{m}} = (-1)^{\frac{m_1+m_2}{2}}, \tag{A5c}$$

$$s_{3,\mathbf{m}} = (-1)^{\frac{m_1}{2}}. \tag{A5d}$$

The additional sign flip when $k = 2$, i.e., the factor $(-1)^{\delta_{k,2}}$ in Eq. (A1), could also have been included in $s_{2,\mathbf{m}}$, but here we write it separately as it will simplify the following derivation.

Finally, the weighting coefficients c_m^ϵ are given by

$$c_m^\epsilon = \exp\left[-\tanh(\epsilon)\frac{\pi}{4}(m_1^2 + m_2^2)\right]. \tag{A6}$$

The amplification and loss channels change the covariance matrix and mean according to

$$\Sigma \rightarrow G\Sigma + \frac{G-1}{2}\mathbb{1}, \quad \mu \rightarrow \sqrt{G}\mu \quad (\text{amplification}), \tag{A7}$$

$$\Sigma \rightarrow \eta\Sigma + \frac{1-\eta}{2}\mathbb{1}, \quad \mu \rightarrow \sqrt{\eta}\mu \quad (\text{loss}), \tag{A8}$$

Thus, after preamplification and loss the covariance matrix is

$$\Sigma^\epsilon \rightarrow \tilde{\Sigma}^\epsilon = \left(\frac{\eta G}{2}\tanh(\epsilon) + \eta\frac{G-1}{2} + \frac{1-\eta}{2}\right)\mathbb{1}, \tag{A9}$$

and the means are

$$\mu_m^\epsilon \rightarrow \tilde{\mu}_m^\epsilon = \sqrt{\eta G}\text{sech}(\epsilon)\frac{\sqrt{\pi}}{2}\mathbf{m}. \tag{A10}$$

Setting $G = 1/\eta$ thus leaves the means unaltered, which is the motivation for adding an amplification channel. In the following we consider arbitrary $G \geq 1$. The results in Fig. 3 are then obtained by choosing $G = 1$ and $G = 1/\eta$.

The Wigner functions for the GKP Pauli states after amplification and loss are now

$$\tilde{W}_k \equiv W(q, p; \mathcal{L}_\eta(\mathcal{A}_G(\sigma_k^\epsilon))) = (-1)^{\delta_{k,2}} \sum_{\mathbf{m} \in \mathcal{M}_k} c_m^\epsilon s_{k,\mathbf{m}} G_{\tilde{\mu}_m^\epsilon, \tilde{\Sigma}^\epsilon}(q, p). \tag{A11}$$

The Wigner function of an arbitrary GKP state with GKP Pauli vector $\vec{a}_{\text{in}} = [a_1, a_2, a_3]$ after amplification and loss is thus

$$W(q, p; \mathcal{L}_\eta(\mathcal{A}_G(\rho_{\text{in}}^\epsilon))) = \frac{1}{N} \sum_{k=0}^3 a_k \tilde{W}_k, \tag{A12}$$

where $a_0 = 1$ and N is given by Eq. (5). The Wigner function for the three-mode state before the beam-splitter interaction of the error-correction circuit of Fig. 2(d) is then given by

$$W(\mathbf{x}^{(1)}, \mathbf{x}^{(2)}, \mathbf{x}^{(3)}) = \sum_{k_2=0}^3 \left(\frac{(-1)^{\delta_{k_2,2}}}{NN_{\text{Bell}}} \sum_{k_1=0}^3 a_{k_1} \tilde{W}_{k_1}(\mathbf{x}^{(1)}) W_{k_2}(\mathbf{x}^{(2)}) \right) W_{k_2}(\mathbf{x}^{(3)}), \tag{A13}$$

where $\mathbf{x}^{(i)} = (q_i, p_i)$. Here, the superscript 1 refers to the input mode, and the superscript 2 refers to the half of the GKP Bell state which is to be measured together with the input state. We now consider the term in the parentheses of the sum in Eq. (A13), which will give us λ_{k_2} after beam splitting and homodyne detection [29]:

$$\begin{aligned} \frac{(-1)^{\delta_{k_2,2}}}{NN_{\text{Bell}}} \sum_{k_1=0}^3 a_{k_1} \tilde{W}_{k_1}(\mathbf{x}^{(1)}) W_{k_2}(\mathbf{x}^{(2)}) &= \frac{1}{NN_{\text{Bell}}} \sum_{k_1=0}^3 (-1)^{\delta_{k_1,2}} a_{k_1} \sum_{\mathbf{m}^{(1)} \in \mathcal{M}_{k_1}} \sum_{\mathbf{m}^{(2)} \in \mathcal{M}_{k_2}} c_{\mathbf{m}^{(1)}}^\epsilon c_{\mathbf{m}^{(2)}}^\epsilon s_{k_1, \mathbf{m}^{(1)}} s_{k_2, \mathbf{m}^{(2)}} G_{\tilde{\mu}_{\mathbf{m}^{(1)}}, \tilde{\Sigma}(\mathbf{x}^{(1)})} G_{\mu_{\mathbf{m}^{(2)}}, \Sigma(\mathbf{x}^{(2)})} \\ &= \frac{1}{NN_{\text{Bell}}} \sum_{k_1=0}^3 (-1)^{\delta_{k_1,2}} a_{k_1} \sum_{\mathbf{m}^{(1)} \in \mathcal{M}_{k_1}} \sum_{\mathbf{m}^{(2)} \in \mathcal{M}_{k_2}} c_{\mathbf{m}^{(1)}}^\epsilon c_{\mathbf{m}^{(2)}}^\epsilon s_{k_1, \mathbf{m}^{(1)}} s_{k_2, \mathbf{m}^{(2)}} G_{\tilde{\mu}_{\mathbf{m}^{(1)} \oplus \mu_{\mathbf{m}^{(2)}}, \tilde{\Sigma} \oplus \Sigma(\mathbf{x}^{(1)}, \mathbf{x}^{(2)})}. \end{aligned} \tag{A14}$$

The beam splitter is described by the symplectic matrix $S = \frac{1}{\sqrt{2}} \begin{bmatrix} \mathbb{1} & \\ & -\mathbb{1} \end{bmatrix}$, which transforms the covariance and mean of each Gaussian component of the Wigner function according to

$$\tilde{\Sigma} \oplus \Sigma \rightarrow S(\tilde{\Sigma} \oplus \Sigma)S^T = \frac{1}{2} \begin{bmatrix} \tilde{\Sigma} + \Sigma & -\tilde{\Sigma} + \Sigma \\ -\tilde{\Sigma} + \Sigma & \tilde{\Sigma} + \Sigma \end{bmatrix}, \quad (\text{A15})$$

$$\tilde{\mu}_{m^{(1)}} \oplus \mu_{m^{(2)}} \rightarrow S(\tilde{\mu}_{m^{(1)}} \oplus \mu_{m^{(2)}}) = \frac{1}{\sqrt{2}} \begin{bmatrix} \tilde{\mu}_{m^{(1)}} + \mu_{m^{(2)}} \\ -\tilde{\mu}_{m^{(1)}} + \mu_{m^{(2)}} \end{bmatrix}. \quad (\text{A16})$$

The homodyne detectors then measure the q quadrature of mode 1 and p quadrature of mode 2 with measurement results q_m and p_m , respectively, and the resulting transformation of Eq. (A14) gives the coefficient $\lambda_k(q_m, p_m; \rho_{\text{in}}^\epsilon)$. As the $q_1 p_2$ element of the covariance matrix [Eq. (A15)] is 0, the Gaussian factorizes, and Eq. (A14) is transformed as

$$\begin{aligned} & \rightarrow \frac{1}{NN_{\text{Bell}}} \sum_{k_1=0}^3 (-1)^{\delta_{k_1,2}} a_{k_1} \sum_{m^{(1)} \in \mathcal{M}_{k_1}} \sum_{m^{(2)} \in \mathcal{M}_{k_2}} c_{m^{(1)}}^\epsilon c_{m^{(2)}}^\epsilon s_{k_1, m^{(1)}} s_{k_2, m^{(2)}} G_{\mu'_{(m_1^{(1)}, m_1^{(2)})}, \Sigma'}(q_m) G_{\mu'_{(-m_2^{(1)}, m_2^{(2)})}, \Sigma'}(p_m) \\ & = \lambda_{k_2}(q_m, p_m; \mathcal{L}_\eta(\mathcal{A}_G(\rho_{\text{in}}^\epsilon))), \end{aligned} \quad (\text{A17})$$

where Σ' is the top left element of $\frac{1}{2}(\tilde{\Sigma} + \Sigma)$:

$$\Sigma'(\eta, G, \epsilon) = \frac{1}{4} [\tanh(\epsilon)(1 + \eta G) + \eta(G - 1) + 1 - \eta] \quad (\text{A18})$$

and

$$\mu'_m = \text{sech}(\epsilon) \frac{\sqrt{\pi}}{2\sqrt{2}} (\sqrt{\eta G} m_1 + m_2). \quad (\text{A19})$$

To factorize the sums we define $\mathbf{n}^{(1)} = (n_1^{(1)}, n_2^{(1)}) = (m_1^{(1)}, m_1^{(2)})$ and $\mathbf{n}^{(2)} = (n_1^{(2)}, n_2^{(2)}) = (m_2^{(1)}, m_2^{(2)})$. Thus, m and n are related through $m_i^{(j)} = n_j^{(i)}$. The sets of the summations are correspondingly changed; that is, $\mathbf{m}^{(1)} \in \mathcal{M}_{k_1}$ and $\mathbf{m}^{(2)} \in \mathcal{M}_{k_2}$ become $\mathbf{n}^{(1)} \in \mathcal{M}_{l_1}$ and $\mathbf{n}^{(2)} \in \mathcal{M}_{l_2}$, with l_1 and l_2 depending on k_1 and k_2 . For example, for $(k_1, k_2) = (0, 2)$ the elements $(\mathbf{m}^{(1)}, \mathbf{m}^{(2)}) = (m_1^{(1)}, m_2^{(1)}, m_1^{(2)}, m_2^{(2)}) = (n_1^{(1)}, n_1^{(2)}, n_2^{(1)}, n_2^{(2)})$ are (even, even, odd, odd), so $(\mathbf{n}^{(1)}, \mathbf{n}^{(2)}) = (n_1^{(1)}, n_2^{(1)}, n_1^{(2)}, n_2^{(2)})$ is (even, odd, even, odd), corresponding to $(l_1, l_2) = (3, 3)$. The general transformation rules for $(k_1, k_2) \rightarrow (l_1, l_2)$ are

$$\begin{aligned} (0, 0) & \rightarrow (0, 0), & (1, 0) & \rightarrow (1, 0), & (2, 0) & \rightarrow (1, 1), & (3, 0) & \rightarrow (0, 1), \\ (0, 1) & \rightarrow (3, 0), & (1, 1) & \rightarrow (2, 0), & (2, 1) & \rightarrow (2, 1), & (3, 1) & \rightarrow (3, 1), \\ (0, 2) & \rightarrow (3, 3), & (1, 2) & \rightarrow (2, 3), & (2, 2) & \rightarrow (2, 2), & (3, 2) & \rightarrow (3, 2), \\ (0, 3) & \rightarrow (0, 3), & (1, 3) & \rightarrow (1, 3), & (2, 3) & \rightarrow (1, 2), & (3, 3) & \rightarrow (0, 2). \end{aligned} \quad (\text{A20})$$

With these new summation indices we get

$$\lambda_{k_2} = \frac{1}{NN_{\text{Bell}}} \sum_{k_1=0}^3 (-1)^{\delta_{k_1,2}} a_{k_1} \sum_{\mathbf{n}^{(1)} \in \mathcal{M}_{l_1}} c_{\mathbf{n}^{(1)}}^\epsilon G_{\mu'_{\mathbf{n}^{(1)}}, \Sigma'}(q_m) \sum_{\mathbf{n}^{(2)} \in \mathcal{M}_{l_2}} c_{\mathbf{n}^{(2)}}^\epsilon s_{k_1, \mathbf{m}^{(1)}} s_{k_2, \mathbf{m}^{(2)}} G_{\mu'_{(-n_1^{(2)}, n_2^{(2)})}, \Sigma'}(p_m), \quad (\text{A21})$$

where we have also used the fact that $c_{m^{(1)}}^\epsilon c_{m^{(2)}}^\epsilon = c_{\mathbf{n}^{(1)}}^\epsilon c_{\mathbf{n}^{(2)}}^\epsilon$. The sign functions $s_{k_1, \mathbf{m}^{(1)}}$ and $s_{k_2, \mathbf{m}^{(2)}}$ can also be factorized in terms of $\mathbf{n}^{(1)}$ and $\mathbf{n}^{(2)}$ with a suitable change in indices. For example, for $(k_1, k_2) = (0, 2)$ we get $s_{k_1, \mathbf{m}^{(1)}} s_{k_2, \mathbf{m}^{(2)}} = 1 \times (-1)^{(m_1^{(2)} + m_2^{(2)})/2} = (-1)^{n_2^{(1)}/2} (-1)^{n_2^{(2)}/2} = s_{l'_1, \mathbf{n}^{(1)}} s_{l'_2, \mathbf{n}^{(2)}}$, with $(l'_1, l'_2) = (1, 1)$. The general transformation rules for $(k_1, k_2) \rightarrow (l'_1, l'_2)$ are

$$\begin{aligned} (0, 0) & \rightarrow (0, 0), & (1, 0) & \rightarrow (0, 3), & (2, 0) & \rightarrow (3, 3), & (3, 0) & \rightarrow (3, 0), \\ (0, 1) & \rightarrow (0, 1), & (1, 1) & \rightarrow (0, 2), & (2, 1) & \rightarrow (3, 2), & (3, 1) & \rightarrow (3, 1), \\ (0, 2) & \rightarrow (1, 1), & (1, 2) & \rightarrow (1, 2), & (2, 2) & \rightarrow (2, 2), & (3, 2) & \rightarrow (2, 1), \\ (0, 3) & \rightarrow (1, 0), & (1, 3) & \rightarrow (1, 3), & (2, 3) & \rightarrow (2, 3), & (3, 3) & \rightarrow (2, 0). \end{aligned} \quad (\text{A22})$$

We thus have

$$\lambda_{k_2} = \frac{1}{NN_{\text{Bell}}} \sum_{k_1=0}^3 (-1)^{\delta_{k_1,2}} a_{k_1} \sum_{\mathbf{n}^{(1)} \in \mathcal{M}_{l_1}} c_{\mathbf{n}^{(1)}}^\epsilon s_{l'_1, \mathbf{n}^{(1)}} G_{\mu'_{\mathbf{n}^{(1)}}, \Sigma'}(q_m) \sum_{\mathbf{n}^{(2)} \in \mathcal{M}_{l_2}} c_{\mathbf{n}^{(2)}}^\epsilon s_{l'_2, \mathbf{n}^{(2)}} G_{\mu'_{(-n_1^{(2)}, n_2^{(2)})}, \Sigma'}(p_m). \quad (\text{A23})$$

Finally, we flip the sign of $n_1^{(2)}$ in the last sum. $c_{\mathbf{n}^{(2)}}^\epsilon$ does not depend on the sign of the elements of $\mathbf{n}^{(2)}$. For $s_{l'_2, \mathbf{n}^{(2)}}$, changing the sign of $n_1^{(2)}$ yields an additional minus sign when $s_{l'_2, \mathbf{n}^{(2)}}$ depends on $n_1^{(2)}$, i.e., when $l'_2 \in [2, 3]$, and $n_1^{(2)}$ is odd, i.e., $l_2 \in [1, 2]$.

From the transformation rules in Eqs. (A20) and (A22), this occurs if and only if $k_1 = 2$, conveniently canceling out the factor $(-1)^{\delta_{k_1,2}}$. Thus, we get

$$\lambda_{k_2} = \frac{1}{NN_{\text{Bell}}} \sum_{k_1=0}^3 a_{k_1} \sum_{\mathbf{n}^{(1)} \in \mathcal{M}_{l_1}} c_{\mathbf{n}^{(1)}}^{\epsilon} S_{l_1, \mathbf{n}^{(1)}} G_{\mu_{\mathbf{n}^{(1)}}, \Sigma'}(q_m) \sum_{\mathbf{n}^{(2)} \in \mathcal{M}_{l_2}} c_{\mathbf{n}^{(2)}}^{\epsilon} S_{l_2, \mathbf{n}^{(2)}} G_{\mu_{\mathbf{n}^{(2)}}, \Sigma'}(p_m). \quad (\text{A24})$$

Defining

$$g_{l,l'}(x) \equiv \sum_{\mathbf{n} \in \mathcal{M}_l} c_{\mathbf{n}}^{\epsilon} S_{l, \mathbf{n}} G_{\mu_{\mathbf{n}}, \Sigma'}(x), \quad (\text{A25})$$

we can write this as

$$\lambda_{k_2} = \frac{1}{NN_{\text{Bell}}} \sum_{k_1=0}^3 a_{k_1} g_{l_1, l_1'}(q_m) g_{l_2, l_2'}(p_m). \quad (\text{A26})$$

The functions $g_{l,l'}(x)$ can be calculated numerically by cutting off the set \mathcal{M}_l when $c_{\mathbf{n}}^{\epsilon} = \exp[-\tanh(\epsilon)\frac{\pi}{4}|\mathbf{n}|^2]$ is sufficiently small. For the results in Fig. 3 we chose $c_{\mathbf{n}}^{\epsilon} > \exp(-23) \approx 10^{-10} \Leftrightarrow |\mathbf{n}| < \sqrt{23 \times \frac{4}{\pi} \tanh(\epsilon)^{-1}}$.

-
- [1] D. Gottesman, A. Kitaev, and J. Preskill, Encoding a qubit in an oscillator, *Phys. Rev. A* **64**, 012310 (2001).
 - [2] V. V. Albert, K. Noh, K. Duivenvoorden, D. J. Young, R. T. Brierley, P. Reinhold, C. Vuillot, L. Li, C. Shen, S. M. Girvin, B. M. Terhal, and L. Jiang, Performance and structure of single-mode bosonic codes, *Phys. Rev. A* **97**, 032346 (2018).
 - [3] A. L. Grimsmo, J. Combes, and B. Q. Baragiola, Quantum computing with rotation-symmetric bosonic codes, *Phys. Rev. X* **10**, 011058 (2020).
 - [4] B. M. Terhal, J. Conrad, and C. Vuillot, Towards scalable bosonic quantum error correction, *Quantum Sci. Technol.* **5**, 043001 (2020).
 - [5] W. Cai, Y. Ma, W. Wang, C.-L. Zou, and L. Sun, Bosonic quantum error correction codes in superconducting quantum circuits, *Fundam. Res.* **1**, 50 (2021).
 - [6] A. L. Grimsmo and S. Puri, Quantum error correction with the Gottesman-Kitaev-Preskill code, *PRX Quantum* **2**, 020101 (2021).
 - [7] I. Tzitrin, J. E. Bourassa, N. C. Menicucci, and K. K. Sabapathy, Progress towards practical qubit computation using approximate Gottesman-Kitaev-Preskill codes, *Phys. Rev. A* **101**, 032315 (2020).
 - [8] K. Fukui and S. Takeda, Building a large-scale quantum computer with continuous-variable optical technologies, *J. Phys. B* **55**, 012001 (2022).
 - [9] H. M. Vasconcelos, L. Sanz, and S. Glancy, All-optical generation of states for “encoding a qubit in an oscillator,” *Opt. Lett.* **35**, 3261 (2010).
 - [10] D. J. Weigand and B. M. Terhal, Generating grid states from Schrödinger-cat states without postselection, *Phys. Rev. A* **97**, 022341 (2018).
 - [11] K. R. Motes, B. Q. Baragiola, A. Gilchrist, and N. C. Menicucci, Encoding qubits into oscillators with atomic ensembles and squeezed light, *Phys. Rev. A* **95**, 053819 (2017).
 - [12] M. Eaton, R. Nehra, and O. Pfister, Non-Gaussian and Gottesman-Kitaev-Preskill state preparation by photon catalysis, *New J. Phys.* **21**, 113034 (2019).
 - [13] D. Su, C. R. Myers, and K. K. Sabapathy, Conversion of Gaussian states to non-Gaussian states using photon-number-resolving detectors, *Phys. Rev. A* **100**, 052301 (2019).
 - [14] K. Fukui, S. Takeda, M. Endo, W. Asavanant, J.-I. Yoshikawa, P. van Loock, and A. Furusawa, Efficient backcasting search for optical quantum state synthesis, *Phys. Rev. Lett.* **128**, 240503 (2022).
 - [15] J. Hastrup and U. L. Andersen, Protocol for generating optical Gottesman-Kitaev-Preskill states with cavity QED, *Phys. Rev. Lett.* **128**, 170503 (2022).
 - [16] K. Fukui, M. Endo, W. Asavanant, A. Sakaguchi, J.-I. Yoshikawa, and A. Furusawa, Generating the Gottesman-Kitaev-Preskill qubit using a cross-Kerr interaction between squeezed light and Fock states in optics, *Phys. Rev. A* **105**, 022436 (2022).
 - [17] R. N. Alexander, N. C. Gabay, Peter P. Rohde, and N. C. Menicucci, Measurement-based linear optics, *Phys. Rev. Lett.* **118**, 110503 (2017).
 - [18] B. M. Terhal and D. Weigand, Encoding a qubit into a cavity mode in circuit QED using phase estimation, *Phys. Rev. A* **93**, 012315 (2016).
 - [19] Z. Leghtas, G. Kirchmair, B. Vlastakis, R. J. Schoelkopf, M. H. Devoret, and M. Mirrahimi, Hardware-efficient autonomous quantum memory protection, *Phys. Rev. Lett.* **111**, 120501 (2013).
 - [20] M. Bergmann and P. van Loock, Quantum error correction against photon loss using multicomponent cat states, *Phys. Rev. A* **94**, 042332 (2016).
 - [21] L. Li, C.-L. Zou, V. V. Albert, S. Muralidharan, S. M. Girvin, and L. Jiang, Cat codes with optimal decoherence suppression for a lossy bosonic channel, *Phys. Rev. Lett.* **119**, 030502 (2017).
 - [22] M. H. Michael, M. Silveri, R. T. Brierley, V. V. Albert, J. Salmilehto, L. Jiang, and S. M. Girvin, New class of quantum error-correcting codes for a bosonic mode, *Phys. Rev. X* **6**, 031006 (2016).

- [23] K. Noh, V. V. Albert, and L. Jiang, Quantum capacity bounds of Gaussian thermal loss channels and achievable rates with Gottesman-Kitaev-Preskill codes, *IEEE Trans. Inf. Theory* **65**, 2563 (2018).
- [24] W. Louisell, A. Yariv, and A. Siegman, Quantum fluctuations and noise in parametric processes. I, *Phys. Rev.* **124**, 1646 (1961).
- [25] K. Fukui, R. N. Alexander, and P. van Loock, All-optical long-distance quantum communication with Gottesman-Kitaev-Preskill qubits, *Phys. Rev. Res.* **3**, 033118 (2021).
- [26] B. Q. Baragiola, G. Pantaleoni, R. N. Alexander, A. Karanjai, and N. C. Menicucci, All-Gaussian universality and fault tolerance with the Gottesman-Kitaev-Preskill code, *Phys. Rev. Lett.* **123**, 200502 (2019).
- [27] L. J. Mensen, B. Q. Baragiola, and N. C. Menicucci, Phase-space methods for representing, manipulating, and correcting Gottesman-Kitaev-Preskill qubits, *Phys. Rev. A* **104**, 022408 (2021).
- [28] L. García-Álvarez, A. Ferraro, and G. Ferrini, From the Bloch sphere to phase-space representations with the Gottesman-Kitaev-Preskill encoding, in *International Symposium on Mathematics, Quantum Theory, and Cryptography* (Springer, Singapore, 2021), pp. 79–92.
- [29] J. E. Bourassa, N. Quesada, I. Tzitrin, A. Száva, T. Isacson, J. Izaac, K. K. Sabapathy, G. Dauphinais, and I. Dhand, Fast simulation of bosonic qubits via gaussian functions in phase space, *PRX Quantum* **2**, 040315 (2021).
- [30] T. Hillmann, F. Quijandría, A. L. Grimsmo, and G. Ferrini, Performance of teleportation-based error-correction circuits for bosonic codes with noisy measurements, *PRX Quantum* **3**, 020334 (2022).
- [31] K. Noh and C. Chamberland, Fault-tolerant bosonic quantum error correction with the surface-Gottesman-Kitaev-Preskill code, *Phys. Rev. A* **101**, 012316 (2020).
- [32] T. Matsuura, H. Yamasaki, and M. Koashi, Equivalence of approximate Gottesman-Kitaev-Preskill codes, *Phys. Rev. A* **102**, 032408 (2020).
- [33] B. W. Walshe, B. Q. Baragiola, R. N. Alexander, and N. C. Menicucci, Continuous-variable gate teleportation and bosonic-code error correction, *Phys. Rev. A* **102**, 062411 (2020).
- [34] M. D. Bowdrey, D. K. Oi, A. J. Short, K. Banaszek, and J. A. Jones, Fidelity of single qubit maps, *Phys. Lett. A* **294**, 258 (2002).
- [35] N. C. Menicucci, Fault-tolerant measurement-based quantum computing with continuous-variable cluster states, *Phys. Rev. Lett.* **112**, 120504 (2014).
- [36] K. Fukui, A. Tomita, A. Okamoto, and K. Fujii, High-threshold fault-tolerant quantum computation with analog quantum error correction, *Phys. Rev. X* **8**, 021054 (2018).
- [37] K. Fukui, High-threshold fault-tolerant quantum computation with the Gottesman-Kitaev-Preskill qubit under noise in an optical setup, *Phys. Rev. A* **107**, 052414 (2023).
- [38] K. Noh, C. Chamberland, and F. G. S. L. Brandão, Low-overhead fault-tolerant quantum error correction with the surface-GKP code, *PRX Quantum* **3**, 010315 (2022).
- [39] M. V. Larsen, C. Chamberland, K. Noh, J. S. Neergaard-Nielsen, and U. L. Andersen, Fault-tolerant continuous-variable measurement-based quantum computation architecture, *PRX Quantum* **2**, 030325 (2021).
- [40] I. Tzitrin, T. Matsuura, R. N. Alexander, G. Dauphinais, J. E. Bourassa, K. K. Sabapathy, N. C. Menicucci, and I. Dhand, Fault-tolerant quantum computation with static linear optics, *PRX Quantum* **2**, 040353 (2021).
- [41] B. W. Walshe, R. N. Alexander, N. C. Menicucci, and B. Q. Baragiola, Streamlined quantum computing with macronode cluster states, *Phys. Rev. A* **104**, 062427 (2021).
- [42] M. H. Shaw, A. C. Doherty, and A. L. Grimsmo, Stabilizer subsystem decompositions for single-and multi-mode Gottesman-Kitaev-Preskill codes, [arXiv:2210.14919](https://arxiv.org/abs/2210.14919).
- [43] C. Weedbrook, S. Pirandola, R. García-Patrón, N. J. Cerf, T. C. Ralph, J. H. Shapiro, and S. Lloyd, Gaussian quantum information, *Rev. Mod. Phys.* **84**, 621 (2012).
- [44] J. B. Brask, Gaussian states and operations—A quick reference, [arXiv:2102.05748](https://arxiv.org/abs/2102.05748).