

Bose-Einstein condensates in an atom-optomechanical system with effective global nonuniform interaction

Jia-Ming Cheng,^{1,2,3} Zheng-Wei Zhou,^{1,2,*} Guang-Can Guo,^{1,2} Han Pu,^{4,†} and Xiang-Fa Zhou^{1,2,‡}

¹*CAS Key Lab of Quantum Information, University of Science and Technology of China, Hefei, 230026, People's Republic of China*

²*Synergetic Innovation Center of Quantum Information and Quantum Physics, University of Science and Technology of China, Hefei, 230026, People's Republic of China*

³*Xi'an Microelectronics Technology Institute, Xi'an, 710065, People's Republic of China*

⁴*Department of Physics and Astronomy, and Rice Center for Quantum Materials, Rice University, Houston, Texas 77251, USA*



(Received 29 May 2020; revised 2 December 2020; accepted 2 February 2021; published 24 February 2021)

We consider a hybrid atom-optomechanical system consisting of a mechanical membrane inside an optical cavity and an atomic Bose-Einstein condensate outside the cavity. The condensate is confined in an optical lattice potential formed by a traveling laser beam reflected off one cavity mirror. We derive the cavity-mediated effective atom-atom interaction potential and find that it is nonuniform, site-dependent, and does not decay as the interatomic distance increases. We show that the presence of this effective interaction breaks the Z_2 symmetry of the system and gives rise to new quantum phases and phase transitions. When the long-range interaction dominates, the condensate breaks the translation symmetry and turns into a novel self-organized latticelike state with increasing particle densities for sites farther away from the cavity. We present the phase diagram of the system and investigate the stabilities of different phases by calculating their respective excitation spectra. The system can serve as a platform to explore various self-organized phenomena induced by the long-range interactions.

DOI: [10.1103/PhysRevA.103.023328](https://doi.org/10.1103/PhysRevA.103.023328)

I. INTRODUCTION

Long-range interactions, such as the dipole-dipole interaction, the Van der Waals forces, etc., play important roles in cold atomic systems and can result in a variety of intriguing physical effects [1–9]. In recent years, photon-mediated long-range interaction between atoms inside an optical cavity has also received wide attentions as these systems provide an opportunity to engineering atom-atom interaction in a highly controllable manner [3,4,10–15], where both the range and the strength of the interaction can be tailored [16–18]. For instance, the cavity-mediated long-range spin-spin interaction can be engineered to realize various frustrated models [19,20]. The competition between the short- and long-range interactions induced in cavity also greatly enriches the physics of quantum phase transitions, which is unattainable in other setups [3]. For fermions, such long-range interaction can also result in exotic topological superfluids featuring Majorana fermions [21].

Recently, a hybrid atom-optomechanical system made up of a membrane inside a cavity and cold atoms residing in an optical lattice outside the cavity has attracted wide attentions [22–30]. This system can not only serve as a platform to explore the coupling between the mechanical modes and other physical systems [28], but also provide a toolbox to

engineer the quantized lattice vibrations [29,31]. As the cavity and the outside lattice are separate and can be placed in different vacuum chambers, they can be manipulated almost independently. For instance, the lattice potential can be highly controlled by introducing additional lasers or other necessary apparatus in the chamber. Compared to the scheme of integrating atoms and mechanics in the same chamber or the same cavity, this greatly reduce the difficulty of the experiment. For Bose-Einstein condensates, it has been theoretically predicted that the atomic cloud can experience a nonequilibrium quantum phase transition from a localized symmetric state to a shifted spontaneous-symmetry-broken state due to the presence of induced membrane-atom coupling [25,30]. Across the transition, the lattice can be either left- or right- shifted depending on the sign of the membrane displacement, which reflects the breaking of the internal Z_2 symmetry of the system. The relevant steady-state many-body phase diagram and nonequilibrium quantum phase transition for spinor system have also been considered [30,32,33].

In all previous theoretical studies of the atom-optomechanical system, the effect of cavity-mediated global interaction among atoms has been neglected under the assumption that such interaction is very weak. The validity of this assumption, however, is not thoroughly investigated. Usually, the cavity-mediated effective interaction between atoms can result in various novel self-organized structures [34–36] and strongly correlated phases [37,38]. A careful study of this effect in the hybrid atom-optomechanical system is thus highly desirable. This provides the main motivation of the current work.

*zwzhou@ustc.edu.cn

†hpu@rice.edu

‡xfzhou@ustc.edu.cn

In this work, we derive the explicit form of the cavity-mediated effective atom-atom interaction in this hybrid atom-optomechanical system. We show that this effective interaction is qualitatively different from the one when the atoms are inside the cavity [3,4,10–18]. In particular, the effective interaction in the current situation is nonuniform and site-dependent. With this effective interaction taken into account, we consider the steady-state phase diagram of the system in the mean-field level. We show that the intrinsic Z_2 -type symmetry of the atom-membrane coupling is explicitly broken by the induced global interaction, where a first-order super-radiation phase transition of mechanical modes is favored for large membrane-atom coupling with the presence of a right-moved lattice order (RLO). For even stronger effective interaction, the condensate spontaneously breaks into peaks with imbalanced onsite occupations. These peaks form an approximate latticelike density-wave order (DWO) with, however, unequal spacing between adjacent peaks. Meanwhile, the onsite occupation increases monotonously away from the cavity, and the transition from the usual lattice order to the DWO is of first-order. Finally, the stability and the excitation spectra of relevant phases are also discussed.

The paper is organized as follows. In Sec. II, we present a detailed derivation about the effective Hamiltonian of the model, where the underlying physics about the induced interaction is discussed. In Sec. III, we introduced the mean-field treatment of the system, where an effective Gross-Pitaevskii (GP) equation of the condensate is obtained. In Sec. IV, we consider the effects of the induced global nonlinear interaction, and the properties of the quasilattice like mode are discussed in some details. We provide the phase diagram of the system in Sec. V, where the relevant first-order and second-order phase transitions are also discussed. We conclude the paper in Sec. VI. Much of the technical details can be found in the appendices.

II. MODEL HAMILTONIAN

The hybrid atom-optomechanical system we consider here consists of a membrane inside an optical cavity and an ensemble of ^{87}Rb Bose-Einstein condensate outside of the cavity confined in an external optical lattice [22,24,25,27,30], as schematically shown in Fig. 1(a). The lattice potential results from a laser beam propagating towards left along the z axis, and a counter-propagating reflected light beam from the cavity mirror. The mechanical mode for the membrane can be described as

$$\hat{H}_m = \hbar\Omega_m \hat{a}^\dagger \hat{a} \quad (1)$$

with a single mechanical frequency Ω_m . The usual many-body Hamiltonian for the condensate can be written as

$$\hat{H}_a = \int dz \hat{\psi}^\dagger(z) \mathcal{H}_0 \hat{\psi}(z) + \frac{g}{2} \int dz \hat{\psi}^\dagger \hat{\psi}^\dagger \hat{\psi} \hat{\psi} \quad (2)$$

with bosonic field operator $\hat{\psi}(z)$, s -wave interaction strength g , and atom number $\hat{N} = \int dz \hat{\psi}^\dagger \hat{\psi}$. The single-particle Hamiltonian reads

$$\mathcal{H}_0 = -\hbar\omega_R \partial^2 / \partial z^2 + V \sin^2(z + \phi) \quad (3)$$

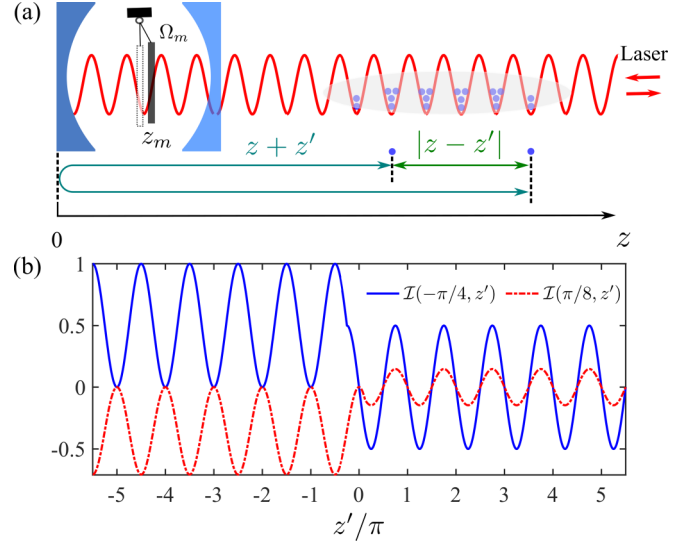


FIG. 1. (a) Schematic diagram of atom-Optomechanical system. There exist two different paths ($|z - z'|$, $|z + z'|$) for intermediated photons. The origin $z = 0$ is defined to be the position of the left cavity mirror. (b) Effective interaction $\mathcal{I}(z, z')$ with $z = -\pi/4$ and $\pi/8$. For convenience, we have shifted the origin of the coordinate to the middle of the lattice.

with recoil energy $\omega_R = \hbar k_l^2 / (2m)$, where m stands for the mass of rubidium atom and k_l represents wave number of the laser field. V is the amplitude of the optical lattice, and ϕ represents the phase shift of the standing wave outside the cavity due to the presence of cavity mirrors and the membrane [22]. For simplicity, here we choose $\phi = 0$ without loss of generality. In writing H_a and \mathcal{H}_0 , we have used the dimensionless coordinates z and set $\lambda_l = 2\pi / k_l$ as the units for length.

The condensate couples to the mechanical modes through a broad-band laser modes \hat{b}_ω described as

$$\hat{H}_l = \int_{\omega_l - \theta}^{\omega_l + \theta} d\omega \hbar(\omega - \omega_l) \hat{b}_\omega^\dagger \hat{b}_\omega \quad (4)$$

with its central frequency ω_l and spectral width 2θ . The bandwidth 2θ of the field modes, namely the line-width of the cavity, should be much larger than the recoil frequency ω_R and the characteristic frequency Ω_m of the membrane. In our case, the laser fields take the form

$$\hat{b}_\omega \rightarrow \hat{b}_\omega + b_l \delta(\omega - \omega_l). \quad (5)$$

Physically the laser modes play two distinct roles. First, the light mode (\hat{b}_ω) = $b_l \delta(\omega - \omega_l)$ has a strong field strength b_l at the central frequency ω_l , which induces the external potential $V_L = V \sin^2(z)$, together with an effective atom-laser coupling

$$\hat{H}_{al} = \lambda_a \int \frac{d\omega}{\sqrt{2\pi}} (\hat{b}_\omega + \hat{b}_\omega^\dagger) \int \hat{\psi}^\dagger \sin(z) \sin\left(\frac{\omega}{\omega_l} z\right) \hat{\psi} dz. \quad (6)$$

Second, after entering into the cavity, these laser modes also lead to membrane-light coupling described by the following Hamiltonian:

$$\hat{H}_{ml} = \lambda_m (\hat{a} + \hat{a}^\dagger) \int d\omega (\hat{b}_\omega + \hat{b}_\omega^\dagger) / \sqrt{2\pi}. \quad (7)$$

Here, λ_m and λ_a are the relevant coupling strengths.

In the case of a broad-band light field and in the bad-cavity limit, we solve the Heisenberg equations of motion for operators \hat{a} , \hat{b} , and $\hat{\psi}$. After substituting the formal solution of $\hat{b}_\omega(t)$ into the equations of motion for \hat{a} and $\hat{\psi}$ (see Appendix A for details), we find

$$i\hbar \frac{\partial}{\partial t} \hat{a} = \hbar\Omega_m \hat{a} - \Lambda \int dz \hat{\psi}^\dagger(z) \sin(2z) \hat{\psi}(z), \quad (8)$$

$$i\hbar \frac{\partial}{\partial t} \hat{\psi}(z) = \left\{ \mathcal{H}_0 + g\hat{\psi}^\dagger \hat{\psi} - \Lambda(\hat{a} + \hat{a}^\dagger) \sin(2z) - \Gamma \right. \\ \left. \times \int dz' \hat{\psi}^\dagger(z') \hat{\psi}(z') \mathcal{I}(z, z') \right\} \hat{\psi}(z) \quad (9)$$

with

$$\Lambda = \lambda_m \lambda_a / (2\hbar), \quad \Gamma = \lambda_a^2 / (2\hbar), \quad (10)$$

$$\mathcal{I}(z, z') = [\sin(z' + z) - \sin|z' - z|] \sin(z') \sin(z), \quad (11)$$

where we have omitted the Langevin noise terms for simplicity. The above equations indicate that the effective membrane-atom coupling Hamiltonian can be written as

$$\hat{H}_{ma} = -\Lambda(\hat{a} + \hat{a}^\dagger) \int dz \hat{\psi}^\dagger(z) \sin(2z) \hat{\psi}(z). \quad (12)$$

In addition, the system also gives rise to an effective cavity-mediated global atom-atom interaction, described by the Hamiltonian

$$\hat{H}_{lr} = \frac{\Gamma}{2} \int dz \int dz' \hat{\psi}^\dagger(z) \hat{\psi}^\dagger(z') \mathcal{I}(z, z') \hat{\psi}(z') \hat{\psi}(z). \quad (13)$$

Thus the total effective Hamiltonian, after eliminating the laser modes, only contains the membrane and the atomic degrees of freedom and reads

$$\hat{H}_{\text{eff}} = \hat{H}_m + \hat{H}_a + \hat{H}_{ma} + \hat{H}_{lr}. \quad (14)$$

Equation (13), along with (11), represents one of the main results of the work. Physically, since all the atoms are coupled to the same laser fields $\hat{b}_\omega(t)$, these quantized modes can thus be used as a bus for mediating the long-range interaction between atoms. Here, the two atoms located at z and z' can be linked by the intermediating fields $\hat{b}_\omega(t)$ through two different paths, as shown in Fig. 1(a). The first path corresponds the shortest distance $|z - z'|$ between the two atoms. In the second path, after leaving the first atom at z , the intermediating photon is reflected back by the cavity mirror before it reaches the second atoms located at z' . The total distance traced by the photon is therefore $z + z'$. This explains the origin of the two different sinusoidally modulated interaction terms contained in the effective global interaction \hat{H}_{lr} .

In the absence of the effective interaction \hat{H}_{lr} , it has been shown theoretically that the atoms experience a second-order phase transition from a localized symmetric state with $X_m = \langle a + a^\dagger \rangle = 0$ to a shifted symmetry-broken state with $X_m \neq 0$ as the membrane-atom coupling Λ increases [25,27,30,32]. Compared with the usual case with the atoms inside the cavity, here the lattice spacing is not changed before and after the transition point [39–41].

The induced global interaction appeared in \hat{H}_{lr} exhibits interesting features. Specifically, if we focus on the atom fixed at z , the effective interaction $\mathcal{I}(z, z')$ reduces to

$$\mathcal{I}(z, z') = \begin{cases} -\sin 2z' \sin^2 z, & \text{for } z' > z; \\ -\sin 2z \sin^2 z', & \text{for } z' < z. \end{cases} \quad (15)$$

Therefore, when $z \neq j\pi$, the effective long-range interaction between atoms at z and z' shows different site-dependent features for $z' > z$ and $z' < z$. In Fig. 1(b), we plot the effective interaction $\mathcal{I}(z, z')$ for fixed $z = -\pi/4$ and $z = \pi/8$. One can see that when $z = j\pi + \delta z$ is slightly displaced from the local minima $j\pi$ of the lattice potential V_L , the mean effective interaction $\mathcal{I}(z, z')$ for $z' < z$ takes positive and negative values depending on the sign of δz . We stress that this site-dependent feature of the induced atom-atom interaction is very different from those obtained for atoms inside the cavity [19,20], where the interaction usually only depends on $|z - z'|$. The induced global nonuniform interaction can affect the steady state of the system significantly and lead to unexpected physics, which we will focus in the following.

III. MEAN-FIELD APPROXIMATION

For condensate with large atomic number N and neglectable quantum fluctuations, we can employ the mean-field approximation, and replace the operators $\hat{\psi}(z)$ and \hat{a} with their mean values. After making substitutions $\hat{\psi}(z) \rightarrow \sqrt{N}\varphi(z)$ and $\hat{a} \rightarrow \sqrt{N}\alpha$, the Heisenberg equations of motion for operators $\hat{\psi}(z)$ and \hat{a} can then be rewritten as

$$i\hbar \partial_t \alpha = \hbar(\Omega_m - i\gamma)\alpha - \Lambda\sqrt{N} \int dz |\varphi|^2 \sin(2z), \quad (16)$$

$$i\hbar \partial_t \varphi(z) = \{\mathcal{H}_0 - \Lambda\sqrt{N}(\alpha + \alpha^\dagger) \sin(2z) \\ + gN|\varphi(z)|^2 + \Gamma N\chi[\varphi, z]\} \varphi(z), \quad (17)$$

with the functional

$$\chi[\varphi, z] = \int dz' |\varphi(z')|^2 \mathcal{I}(z, z'). \quad (18)$$

In Eq. (16), we have introduced a damping rate γ for the mechanical mode, and the normalization condition for φ reads $\int dz |\varphi(z)|^2 = 1$.

To simplify the discussion, we further assume that the membrane reaches its steady state very quickly due to its fast damping rate, and hence we can take $\partial_t \alpha = 0$. This assumption gives

$$\alpha = \frac{\Lambda\sqrt{N}}{\hbar(\Omega_m - i\gamma)} \kappa[\varphi], \quad (19)$$

with the functional

$$\kappa[\varphi] = \int dz' |\varphi(z')|^2 \sin(2z'). \quad (20)$$

After substituting this back to Eq. (17), we arrive at the effective GP equation for the condensate

$$i\hbar \partial_t \varphi(z) = \{\mathcal{H}_0 - \tilde{\Lambda}\kappa[\varphi] \sin(2z) + \tilde{g}|\varphi(z)|^2 \\ + \tilde{\Gamma}\chi[\varphi, z]\} \varphi(z), \quad (21)$$

with the following interaction parameters:

$$\begin{aligned}\tilde{\Lambda} &= N\beta\Lambda^2/(\hbar\Omega_m), & \beta &= 2\Omega_m^2/(\Omega_m^2 + \gamma^2), \\ \tilde{g} &= Ng, & \tilde{\Gamma} &= N\Gamma.\end{aligned}$$

The relative strength between the induced long-range interaction $\tilde{\Gamma}$ and the effective atom-membrane coupling $\tilde{\Lambda}$ can then be determined by λ_m , Ω_m , and γ etc. In Appendix B, we have provided an explicit estimation of these parameters based on current experimental conditions, which also covers the parameter ranges discussed in the following.

We solve Eq. (21) using the imaginary-time evolution method to obtain the ground state. For a deep lattice potential $V_L = V \sin^2(z)$ with $V \gg \{\tilde{g}, \tilde{\Lambda}, \tilde{\Gamma}\}$, the atoms mainly accumulate around its local minima at $z_j^0 = j\pi$ and thus form a lattice order. The presence of the effective membrane-atom coupling \hat{H}_{ma} introduces an additional potential proportional to $V_{ma} = -\Lambda X_m \sin(2z)$. This additional potential V_{ma} shares the same period as $V_L \propto \cos(2z)$, but features a relative phase shift. When the membrane-atoms coupling is weak, V_L dominates and the aforementioned lattice order remains unchanged. However, for sufficiently large Λ , V_{ma} can drive the lattice to move to left or to right depending on the sign of the membrane displacement X_m . The right- and left-moved lattice orders are degenerate when the effective atom-atom interaction is absent, i.e., $\hat{H}_{rr} = 0$. Therefore, a second order phase transition takes place in this process accompanied with a spontaneous breaking of the Z_2 symmetry. We stress that, for atoms inside the cavity, similar super-radiant phase transition has also been predicted and observed, which usually accompanies with a change of the periodicity of the lattice before and after the transitions [5, 10, 39–41]. In this hybrid system, by contrast, the lattice period can remain unchanged when the transition occurs.

IV. EFFECTS OF THE GLOBAL NONUNIFORM INTERACTION

When $\hat{H}_{rr} \neq 0$, the presence of the global atom-atom interaction can result in many novel features, which will be the focus of this section.

First, we note that the nonlinear interaction does not preserve the Z_2 symmetry. Since an arbitrarily weak long-range interaction can break the Z_2 symmetry of the system, the lattice favors to move once the coupling Λ surpasses the transition point Λ_c . To show this, we consider a simplified wave function for the condensate in the deep lattice limit as

$$\varphi(z) = \sum_{j=1}^L c_j |z = z_j\rangle, \quad (22)$$

where $\sum_j |c_j|^2 = 1$ and z_j represents the location of the j th wave packet. The basis $|z\rangle$ satisfies $\langle z|z'\rangle = \delta(z - z')$. We also assume $z_j = j\pi + \delta z$ with δz the overall shift of the lattice order. A simple algebra shows that the mean interaction energy for an L -site lattice reads

$$E_{rr} = \langle \hat{H}_{rr} \rangle / L = \frac{\tilde{\Gamma}}{2} \epsilon_{lr} \quad (23)$$

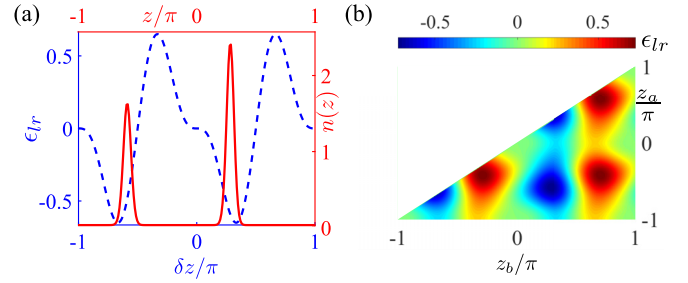


FIG. 2. (a) Density distribution $n(z)$ (red line) of atoms due to the presence of long-range interaction H_{lr} . Here we assume the lattice is not presented ($V = 0$). Other parameters read: $g = 0$, $N = 10^4$, $m = \hbar = \omega_R = 1$, $\Omega_m = 100$, $\gamma = 10$, $\tilde{\Lambda} = 0$, and $\tilde{\Gamma} = 625$. The two density peaks locates around $z_a \approx -0.58\pi$ and $z_b \approx 0.29\pi$ with $n_a/n_b \approx 2/3$. The dashed blue line shows the odd function $\epsilon_{lr} = -\sin^2(\delta z) \sin(2\delta z)$. (b) Contour plot of ϵ_{lr} for two-sites case in $z_a - z_b$ plane with $z_a < z_b$, $n_a = 0.4$ and $n_b = 0.6$. The minimal point is $(z_a, z_b) \approx (-0.58, 0.29)\pi$. For convenience, we have shifted the origin of the coordinate to the middle of the lattice.

with

$$\epsilon_{lr} = -\sin^2(\delta z) \sin(2\delta z), \quad (24)$$

which is an odd function of δz and reaches the minimum value at $\delta z = \pi/3$, as depicted in Fig. 2(a). Therefore a right-moved lattice is always favored which breaks the intrinsic Z_2 symmetry of the original model. In addition, such weak long-range interaction also makes the phase transition to be of first order (see analysis in Appendix C).

Second, for stronger interaction strength Γ , the nonlinear interaction can induce an effective lattice potential, which can change both the density distribution of the condensate and the lattice pattern of the ground state. In the case of very strong long-range interaction, the original periodic lattice pattern of the condensate induced by V_L becomes unstable. The system supports a series of isolated Gaussian wave packets. These isolated packets exist even when the lattice potential $V_L \propto \sin^2(z)$ become negligible compared with the nonlinear interactions. The spacings between adjacent packets are not constant. Hence we call this a quasi latticelike pattern. In addition, the peak values of these wave packets are also not uniform and increase as their distance away from the cavity increases. The presence of the self-adapted latticelike density wave order (DWO) represents another key feature induced by the effective global nonlinear interaction.

We stress that the presence of such quasi-lattice-like pattern can be completely attributed to the interaction H_{lr} , as this pattern exists even when the lattice trap is absent $V = 0$. Physically, the lattice potential can be tuned by introducing another laser which is slightly misaligned with the former one and generates a lattice with the same lattice spacing. To present a simple picture of the emergence of the DWO order, let us consider the simplest case with two Gaussian wave packets localized within the regime

$$-\pi \leq z_a < z_b \leq \pi. \quad (25)$$

The condensate wave function reads

$$\varphi(z) = c_a |z = z_a\rangle + c_b |z = z_b\rangle \quad (26)$$

with $|c_a|^2 + |c_b|^2 = 1$. The intersite part of the interaction can be simplified as

$$E_{\text{lr}}^{\text{int}} = -\tilde{\Gamma} n_a n_b \sin^2(z_a) \sin(2z_b) \quad (27)$$

with $n_{a,b} = |c_{a,b}|^2$. It is easy to check that to minimize the interaction energy E_{lr} shown in Eq. (23), we should set $z_a^0 = -2\pi/3$ and $z_b^0 = \pi/3$, as shown in Fig. 2(a). Around $(z_a, z_b) = (-2\pi/3, \pi/3)$, we have

$$\frac{\partial E_{\text{lr}}^{\text{int}}}{\partial z_a} \Big|_{(z_a, z_b) = (-\frac{2\pi}{3}, \frac{\pi}{3})} = -\frac{3}{4} \tilde{\Gamma} n_a n_b < 0, \quad (28)$$

$$\frac{\partial E_{\text{lr}}^{\text{int}}}{\partial z_b} \Big|_{(z_a, z_b) = (-\frac{2\pi}{3}, \frac{\pi}{3})} = \frac{3}{4} \tilde{\Gamma} n_a n_b > 0. \quad (29)$$

Therefore the interaction $E_{\text{lr}}^{\text{int}}$ can be further reduced if we choose a modified configuration with

$$-2\pi/3 < z'_a < z'_b < \pi/3 \quad (30)$$

such that $z'_b - z'_a < \pi$. Similar analysis also indicates that $n_a < n_b$ is favored to obtain an overall lower energy

$$E_{\text{lr}} = -\frac{\tilde{\Gamma}}{2} [n_a^2 \sin^2(z_a) \sin(2z_b) + n_b^2 \sin^2(z_b) \sin(2z_a)] + E_{\text{lr}}^{\text{int}}. \quad (31)$$

This is also verified numerically, where E_{lr} is minimized when $n_a \simeq 0.4$, $n_b \simeq 0.6$, $z_a \approx -0.58\pi$ and $z_b \approx 0.29\pi$, as shown in Fig. 2(b).

The above discussion can also be generalized to L -site case. As in the two-site case discussed above, the calculation indicates that these wave packets tend to be localized at positions with intervals less than π . Furthermore, the spacings between adjacent wave packets are not constant. To illustrate this, we consider the simplified condensate wave function shown in Eq. (22). The corresponding interaction energy can be written as

$$E_{\text{lr}} = E_{\text{lr}}^- + E_{\text{lr}}^+ \quad (32)$$

with

$$E_{\text{lr}}^- = \frac{\tilde{\Gamma}}{2} \sum_{j=1}^L n_j \sin^2(z_j) \left[\sum_{i < j} n_i \sin(2z_j) - \sum_{i > j} n_i \sin(2z_j) \right],$$

$$E_{\text{lr}}^+ = -\frac{\tilde{\Gamma}}{2} \sum_{j=1}^L n_j \sin^2(z_j) \sum_{i=1}^L n_i \sin^2(z_i),$$

where we have set $n_j = |c_j|^2$, and E_{lr}^- and E_{lr}^+ correspond to two different terms in Eq. (13) depending on $\sin(|z - z'|)$ and $\sin(z + z')$, respectively. This leads to

$$E_{\text{lr}} = -\tilde{\Gamma} \sum_{j=1}^L n_j \sin^2(z_j) \left[\frac{1}{2} n_j \sin(2z_j) + \sum_{k > j} n_k \sin(2z_k) \right]. \quad (33)$$

The first term corresponds to on-site interaction which is minimized when $z_j = j\pi + \pi/3$ with the lattice interval $\Delta = \pi$. The last term describes the long-range interaction between different sites, and depends closely on the index order j along the z axis. Therefore the effective potential at position z_j due

to E_{lr} reads

$$\mathcal{V}(z_j) = \frac{\partial}{\partial n_j} E_{\text{lr}} = -\tilde{\Gamma} \left[\sin^2(z_j) \sum_{k=j}^L n_k \sin(2z_k) + \sum_{k=1}^{j-1} n_k \sin^2(z_k) \sin(2z_j) \right]. \quad (34)$$

Usually, the interaction energy E_{lr} is minimized when the effective potential $\mathcal{V}(z_j)$ is also minimized as far as possible. Using this simple observation, we can then estimate the mean distance of these wave packets. For the leftmost wave packet, we have

$$\mathcal{V}(z_1) \propto -2 \sin^2(z_1) \sum_{j=1}^L n_j \sin(2z_j) \quad (35)$$

and for the rightmost one, we have

$$\mathcal{V}(z_L) \propto -2 \sin(2z_L) \sum_{j=1}^L n_j \sin^2(z_j). \quad (36)$$

It is easy to check that these two potentials reach their respective minimum when $z_1 = \bar{z}_1$ and $z_L = \bar{z}_L$ where

$$\sin^2(\bar{z}_1) = 1, \text{ and } \sin(2\bar{z}_L) = 1. \quad (37)$$

Here, without loss of generality, we assume $z_j \geq 0$ for all $j \in \{1, \dots, L\}$. In this case, we have

$$\bar{z}_1 = \frac{\pi}{2} \text{ and } \bar{z}_L = (L-1)\pi + \frac{\pi}{4}. \quad (38)$$

Therefore, if these L wave packets are equally spaced with the shortened interval

$$\bar{\Delta} = \frac{\bar{z}_L - \bar{z}_1}{L-1} = \pi - \frac{\pi}{4(L-1)} < \pi, \quad (39)$$

then the position of the j th wave packet is estimated as

$$\bar{z}_j = \bar{z}_1 + (j-1)\bar{\Delta}. \quad (40)$$

The above analysis is also verified numerically using imaginary-time evolution method. Fig. 3(a) shows the variance of the estimated \bar{z}_j with respect to the exact z_j of the j th wave packet as

$$\mathcal{D}^2 = \frac{1}{L-1} \sum_{j=2}^L |\bar{z}_j - z_j|^2. \quad (41)$$

Here the numerically obtained z_j is defined as

$$z_j = \int_{z_j} z |\varphi(z)|^2 dz / \int_{z_j} |\varphi(z)|^2 dz \quad (42)$$

and the integration is performed around the j th Gaussian wave packet [see Eq. (45)]. The result shows that \mathcal{D}^2 tends to zero quickly for stronger interaction strength $\tilde{\Gamma}$ and longer lattice site L .

We also stress that the occupation number n_j is site-dependent, and increases monotonically along with z_j . This is evident if we turn the summation in Eq. (34) into an integral in the limit $L \rightarrow \infty$. A simple algebra gives (see Appendix B

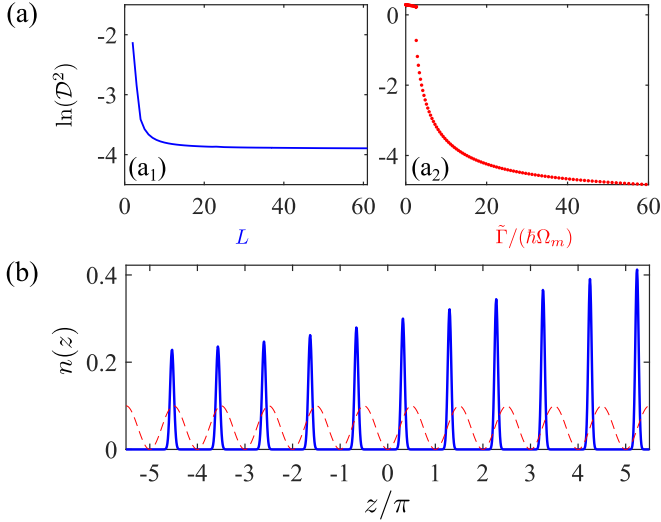


FIG. 3. (a) Variance \mathcal{D}^2 as a function of the total lattice site L with $\tilde{\Gamma}/(\hbar\Omega_m) = 12.5$ (blue line) and $\tilde{\Gamma}/(\hbar\Omega_m)$ with $L = 11$ (red line). (b) Numerically obtained density distributions $n(z)$ with $L = 11$, $\tilde{\Gamma}/(\hbar\Omega_m) = 12.5$. Red line represents the scaled optical lattice. In both figures we set $\omega_R = 1$, $V = 200$, $\Omega_m = 100$, $\gamma = 10$, $\tilde{g} = 10$, $N = 10^4$, $m = \hbar = 1$, and $\tilde{\Lambda}/(\hbar\Omega_m) = 0.495$. For convenience, we have shifted the origin of the coordinate to the middle of the lattice.

for details)

$$\mathcal{V}(z_j) \sim -\frac{\tilde{\Gamma}}{2\pi} (\cos \eta_j + \eta_j \sin \eta_j), \quad (43)$$

with $\eta_j = (j-1)\pi/[2(L-1)]$. Since $\mathcal{V}(z_j)$ decreases as z_j increases, in order to obtain a lower interaction energy E_{lr} , the occupation number also increase away from the cavity, as numerically verified in Fig. 3(b).

To show the varied density of these sites, we introduce the population imbalance \mathcal{N} defined as

$$\mathcal{N} = \frac{1}{L-1} \sum_{j=2}^L |c_j|^2 / |c_{j-1}|^2. \quad (44)$$

which quantifies the mean population difference between adjacent sites. Figure 4(a) shows the population imbalance \mathcal{N} as a function of the interaction strength $\tilde{\Gamma}$ with all other parameters fixed. When the induced interaction becomes dominant at large $\tilde{\Gamma}$, \mathcal{N} becomes larger than 1, which indicates that the occupation number n_j increases at points farther away from the cavity. We note that for parameters shown Fig. 4(a), the imbalance \mathcal{N} also exhibits a discontinuous jump as $\tilde{\Gamma}$ increases. This indicates that the system supports a first-order phase transition from a homogeneous lattice pattern to a population imbalance phase, which will be the main topic of the next section.

The site-dependent feature of n_j can be understood as the competition between the two interaction terms E_{lr}^- and E_{lr}^+ . In Fig. 4(b), we have also plotted n_j as a function of the lattice site z_j when only the long-range interaction E_{lr}^- (or E_{lr}^+) is considered. The result indicates that the occupation n_j favors an approximated central symmetric pattern with modified lattice spacing for E_{lr}^- . When only E_{lr}^+ is involved, the lattice pattern of the condensate exhibits an overall shift

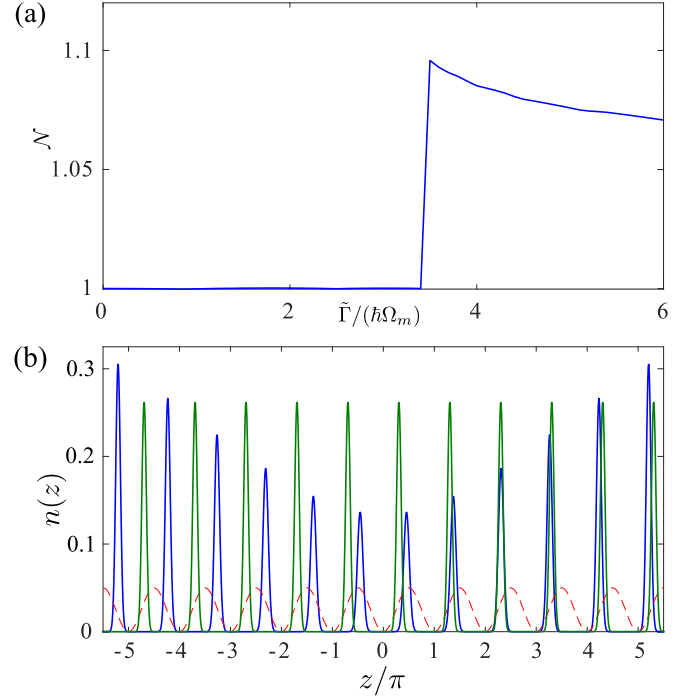


FIG. 4. (a) Population imbalance \mathcal{N} along with interaction strength $\tilde{\Gamma}$ in case of $\tilde{\Lambda}/(\hbar\Omega_m) = 0.1$. The plot also shows that the system supports a first-order phase transition. See Sec. V and Fig. 6 for more details. (b) Density distributions $n(z)$ in case of only E_{lr}^- (blue line) and only E_{lr}^+ (green line) with $\tilde{\Lambda}/(\hbar\Omega_m) = 0.1$, $\tilde{\Gamma}/(\hbar\Omega_m) = 5$. Red line represents the scaled optical lattice. For convenience, we have shifted the origin of the coordinate to the middle of the lattice. We set other parameters as: $\omega_R = 1$, $V = 200$, $\Omega_m = 100$, $\gamma = 10$, $\tilde{g} = 10$, $N = 10^4$, $m = \hbar = 1$, and $L = 11$.

without changing the spacing $\tilde{\Delta} = \pi$. It is the competition of these two different mechanisms that leads to the unique distribution of the n_j in this hybrid system. We also note that for condensate inside the cavity, both the positions of the sites and the period of the lattice are fixed by cavity parameters and mode functions. Therefore the quasilattice like order with unequal lattice spacing cannot be supported.

V. PHASE DIAGRAM

Based on above discussions, we are now ready to discuss the phase diagram of the system. For general $\tilde{\Lambda}$ and $\tilde{\Gamma}$, the system supports various lattice patterns. In the deep lattice limit, these patterns can be described using the variational wave functions

$$\varphi(z) = \sum_j c_j \psi_g(z, z_j, \sigma), \quad \sum_j |c_j|^2 = 1 \quad (45)$$

with z_j the center of each wave packet and the Gaussian function reads

$$\psi_g(z, z_j, \sigma) = \left(\frac{1}{\pi\sigma^2}\right)^{1/4} \exp\left[-\frac{(z-z_j)^2}{2\sigma^2}\right], \quad (46)$$

where parameters c_j , z_j , and σ are determined by minimizing total energy corresponding to this wave function.

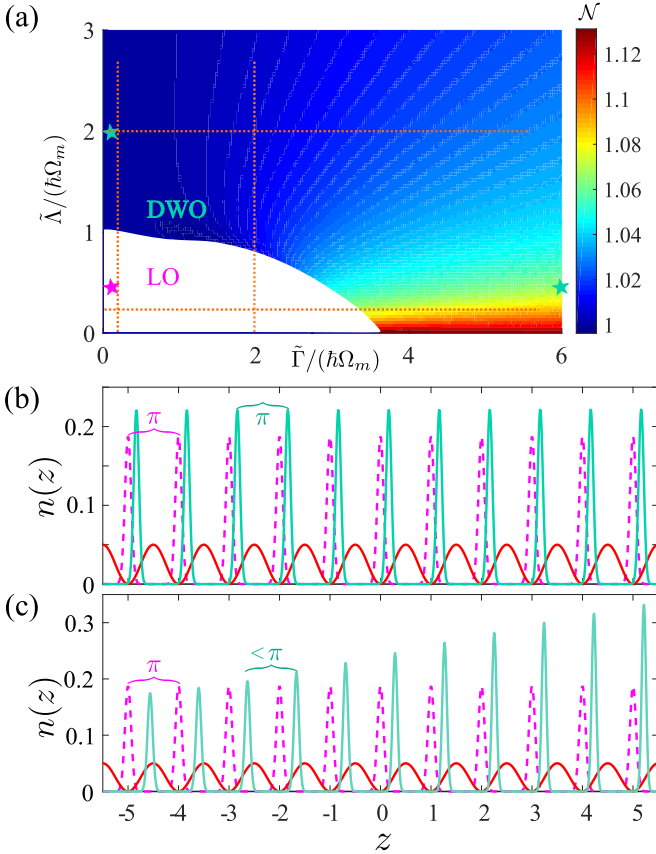


FIG. 5. (a). Phase diagram in $\tilde{\Gamma}$ - $\tilde{\Lambda}$ plane. “LO” and “DWO” represent “lattice order” and “density-wave order,” respectively. The transition between LO phase and DWO phase is of first-order. [(b) and (c)] Representative density distributions at points in the phase diagram marked by five-pointed stars. Here red lines are the scaled optical lattices. The dash lines represent the density of a LO state with parameters $\tilde{\Lambda} = 0.5\hbar\Omega_m$ and $\tilde{\Gamma} = 0.1\hbar\Omega_m$. The two representative densities of DWO states are plotted with $\tilde{\Lambda} = 2\hbar\Omega_m$, $\tilde{\Gamma} = 0.1\hbar\Omega_m$ (b) and $\tilde{\Lambda} = 0.5\hbar\Omega_m$, $\tilde{\Gamma} = 6\hbar\Omega_m$ (c). Other parameters are set as $L = 11$, $m = \hbar = 1$, $\omega_R = 1$, $V = 200$, $\Omega_m = 100$, $\gamma = 10$, $\tilde{g} = 10$, and $N = 10^4$. In (a), the dashed lines represent the parameters selected for Fig. 6. In (b) and (c), we have shifted the origin of the coordinate to the middle of the lattice.

Figure 5 shows the obtained phase diagram in the $\tilde{\Gamma}$ - $\tilde{\Lambda}$ plane using the imaginary-time evolution method. The result is also checked and confirmed using the variational wave functions. The phase diagram shows novel features which are summarized in the following.

In the absence of the induced global interaction $\tilde{\Gamma} = 0$, the system possesses Z_2 symmetry. Membrane-atom coupling gives rise to a second-order phase transition from LO to the left- or right-moved LO when $\tilde{\Lambda}$ exceeds the critical value $\tilde{\Lambda}_c$.

The presence of finite $\tilde{\Gamma} \neq 0$ breaks the Z_2 symmetry. Our calculation shows that the critical $\tilde{\Lambda}_c$ decreases monotonously and eventually reaches 0 as we increase the interaction strength $\tilde{\Gamma}/(\hbar\Omega_m)$. To show the influence of the global interaction on the transitions, in Fig. 6(a) and 6(c), we plot the order parameters $\langle z \rangle_{\text{com}}$, $\langle X_m \rangle$, and \mathcal{N} as functions of $\tilde{\Lambda}/\hbar\omega_m$ for fixed $\tilde{\Gamma} = 0.25\hbar\Omega_m$ and $2.0\hbar\Omega_m$, respectively. Here, $\langle z \rangle_{\text{com}}$ is defined as the overall center-of-mass shift

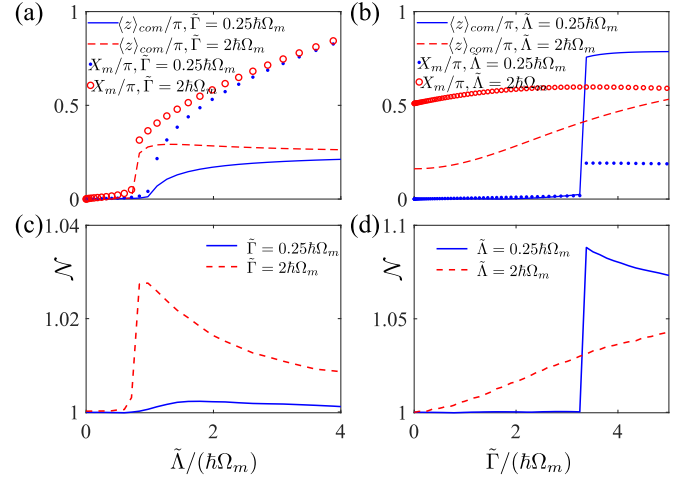


FIG. 6. Order parameters $\langle z \rangle_{\text{com}}$, $\langle X_m \rangle$ [(a) and (b)], and \mathcal{N} [(c) and (d)] along the dashed line shown in Fig. 5(a) as functions of the interaction strength $\tilde{\Lambda}$ and $\tilde{\Gamma}$. In all figures we set other parameters as $L = 11$, $m = \hbar = 1$, $\omega_R = 1$, $V = 200$, $\Omega_m = 100$, $\gamma = 10$, $\tilde{g} = 10$, and $N = 10^4$.

of the condensate. The calculation shows that all of these parameters jump discontinuously around $\tilde{\Lambda} = \tilde{\Lambda}_c$. Especially, for $\tilde{\Gamma}/(\hbar\Omega_m) \sim 1$, these jumps become more apparent, as shown in Figs. 6(a) and 6(c). This observation indicates that the transition between the LO phase and the quasilattice-like DWO is of first order, which is very different from the former case with $\tilde{\Gamma} = 0$. In the DWO regime, the condensate shows an occupation imbalance $\mathcal{N} > 1$ when $\tilde{\Lambda} > \tilde{\Lambda}_c$. In addition, \mathcal{N} also becomes smaller for stronger interaction strength $\tilde{\Lambda}$ as the effect of the induced nonlinear interaction becomes smaller comparatively in this case.

We stress that the presence of the induced nonlinear interaction leads to the change in the order of the transition from LO phase to DWO phase. To make this point more clear, we assume that when the interaction $\tilde{\Gamma}/(\hbar\Omega_m) \ll 1$ is weak, the periodicity of the system still holds. In this case, the approximate density distribution of the wave function reads

$$|\varphi(z)|^2 \simeq \sum_{j=1}^L |c_j|^2 \delta(z - z_j) \quad (47)$$

with $|c_j| = 1/\sqrt{L}$, and $z_j = j\pi + \delta z$, and its corresponding energy functional is given by (see Appendix C for details)

$$E(\delta z) \sim V \sin^2(\delta z) - \frac{\tilde{\Lambda}}{2} \sin^2(2\delta z) - \frac{\tilde{\Gamma}}{2} \sin^2(\delta z) \sin(2\delta z). \quad (48)$$

Around the phase boundary $\tilde{\Lambda} = \tilde{\Lambda}_c$, the overall shift satisfies $\delta z \sim 0$ and we have

$$E(\delta z) = p\delta z^2 - \tilde{\Gamma}\delta z^3 + q\delta z^4 + O(\delta z^5), \quad (49)$$

with

$$p = V - 2\tilde{\Lambda}, \quad q = \frac{8\tilde{\Lambda} - V}{3}. \quad (50)$$

For weak interaction $\tilde{\Gamma}/(\hbar\Omega_m) \ll 1$, the overall center-of-mass shift $\langle z \rangle_{\text{com}}$ of the condensate jumps from 0 to δz after p

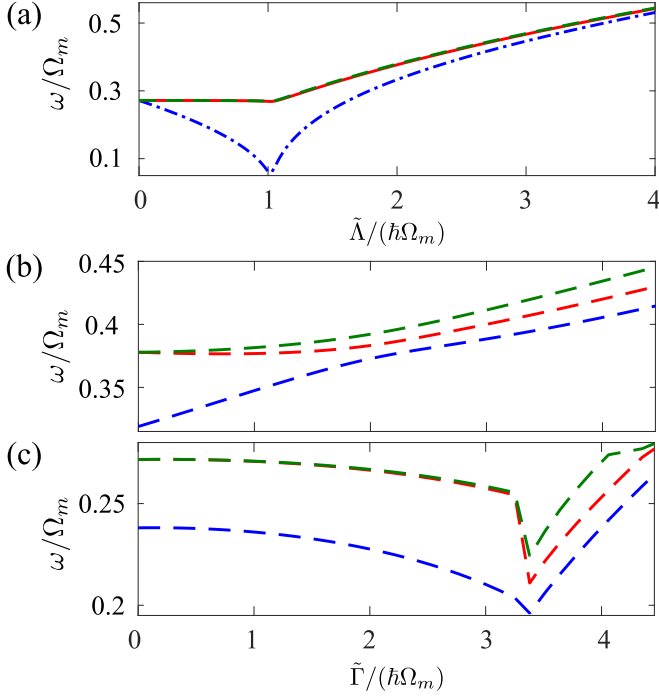


FIG. 7. The lowest three collective excitations across different phase boundaries indicated in Fig. 4 with $\tilde{\Gamma} = 0.5\hbar\Omega_m$ (a), $\tilde{\Lambda} = 2\hbar\Omega_m$ (b) and $\tilde{\Lambda} = 0.25\hbar\Omega_m$ (c), respectively.

sweeps across the critical point $p = 0$ and can be estimated as

$$\langle z \rangle_{\text{com}} = \delta z = 3\tilde{\Gamma}/4q. \quad (51)$$

Since $\delta z > 0$, this corresponds to a right-moved lattice order (RLO). Therefore, within this mean-field treatment, the relevant phase transition is of first order.

The above transition between different phases are also verified by considering $\langle z \rangle_{\text{com}}$, $\langle X_m \rangle$, and \mathcal{N} as functions of $\tilde{\Gamma}/\hbar\omega_m$ for fixed $\tilde{\Lambda} = 0.25\hbar\Omega_m$ and $2.0\hbar\Omega_m$, respectively, as shown in Fig. 6(b) and 6(d). For small $\tilde{\Lambda} = 0.25\hbar\Omega_m$, the system supports the LO state until the global nonlinear interaction $\tilde{\Gamma}$ increases and surpasses a critical value $\tilde{\Gamma}_c$, where the latticelike state is favored with nonzero $\langle z \rangle_{\text{com}}$, $\langle X_m \rangle$, and imbalanced on-site occupations \mathcal{N} . For larger $\tilde{\Lambda} = 2.0\hbar\Omega_m > \tilde{\Lambda}_c$, the calculation indicates that the initial RLO states at $\tilde{\Gamma} \ll 1$ changes continuously towards the latticelike DWO states when $\tilde{\Gamma}$ increases, and the occupation imbalance \mathcal{N} also increases gradually, as shown in Fig. 6(d).

The stability of different phases can be illustrated from their typical excitation spectra. Fig. 7 depicts the lowest three collective excitations across the phase boundaries (detailed derivation can be found in Appendix D). The spectra exhibit nonanalytical behaviors when $\tilde{\Gamma}$ or $\tilde{\Lambda}$ sweep across the transition points, as shown in Figs. 7(a) and 7(c), which indicates the onset of the phase transitions. By contrast, for $\tilde{\Lambda} > \tilde{\Lambda}_c$, the crossover from a periodic LO to a quasiperiodic lattice like DWO is characterized by continuous changes of these excitations, which is also consistent with the previous discussions, as shown in Fig. 7(b).

VI. EXPERIMENTAL CONSIDERATION AND CONCLUSION

We note that the considered steady state of the condensates has the potential to be observable within current experimental setup. As an example, we calculate the relevant parameters for ^{87}Rb condensate. For laser beam with the wavelength $\lambda_l = 780\text{nm}$, the recoil energy can be estimated as

$$\hbar\omega_R = \frac{\hbar^2 k_l^2}{2m} = \hbar \times 2\pi \times 3.77 \text{ kHz}. \quad (52)$$

Here m is the mass of the atom, $k_l = 2\pi/\lambda_l$. The coupling λ_m depends closely on the laser power and the cavity finesse, and λ_a is determined by the atom-laser coupling strength and detuning (see Appendix E for details). For typical parameters used in Ref. [28], the relative strength between $\tilde{\Gamma}$ and $\tilde{\Lambda}$ is estimated as $\tilde{\Gamma}/\tilde{\Lambda} = \lambda_a/\lambda_m \approx 3.4 \times 10^{-3}$. At first glance, it seems that we can safely ignore the effects of \hat{H}_{tr} for short-time dynamics. However, in the steady state case, the system is determined by the effective membrane-atom coupling $\tilde{\Lambda}$ and atom-atom interaction $\tilde{\Gamma}$ with

$$\tilde{\Lambda} = \frac{\beta\lambda_m^2\lambda_a^2}{4\hbar^2\hbar\Omega_m}N, \text{ and } \tilde{\Gamma} = \frac{\lambda_a^2}{2\hbar}N. \quad (53)$$

The relative strength between $\tilde{\Lambda}$ and $\tilde{\Gamma}$ is then determined by λ_m , β , and Ω_m , respectively. If we set $\beta = 2\Omega_m^2/(\Omega_m^2 + \gamma^2) = 200/101$ and the total particle number $N = 10^6$. The above parameters can then be estimated as

$$\tilde{\Lambda} \approx 0.06\hbar\omega_R, \quad \tilde{\Gamma} \approx 4.95\hbar\omega_R, \quad \tilde{\Gamma}/\tilde{\Lambda} \approx 87.87. \quad (54)$$

Therefore the induced effective interaction $\hat{\Gamma}$ can be much larger than $\hat{\Lambda}$. In addition, the lattice potential V_L outside the cavity can also be tuned almost independently. This can be achieved, for example, by introducing another laser which is slightly misaligned with the former one. The two lasers share the same frequency but their relative strengths and phases can be tuned at will. Therefore V_L can be changed in a wide range of parameters, as required. This indicates that the predict phase transition should be attainable within current setup.

To summarize, we have derived explicitly the cavity-mediated nonuniform global atom-atom interaction potential, and studied its effect in a hybrid atom-optomechanical system. In the steady-state approximation and deep lattice limit, the presence of such global interaction breaks the intrinsic Z_2 symmetry induced by membrane-atom coupling, where a right-moved lattice states is favored. In addition, the nonlocal properties of such atom-atom interaction can also lead to the breakdown of lattice order, where a self-organized latticelike state with modified on-site occupations is featured. The stabilities of these phases are also investigated by solving their Bogoliubov excitations. The predicted phases provide new possibilities of exploring novel symmetry-breaking physics in this hybrid atom-optomechanical system, and also open up new avenues of research for various exotic quantum states induced by the long-range atom-atom interactions.

ACKNOWLEDGMENTS

This work was funded by National Natural Science Foundation of China (Grants No. 11774332, No. 11574294, and No. 11474266), the major research plan of the NSFC (Grant

No. 91536219), the National Plan on Key Basic Research and Development (Grant No. 2016YFA0301700), and the ‘‘Strategic Priority Research Program (B)’’ of the Chinese Academy

of Sciences (Grant No. XDB01030200). H.P. acknowledges support from the US NSF and the Welch Foundation (Grant No. C-1669).

APPENDIX A: DERIVATION OF THE EFFECTIVE HAMILTONIAN CARRYING NONUNIFORM GLOBAL INTERACTION

In this section, we derive the effective Hamiltonian from original Hamiltonian in the main-text. Following [22,24,25,27,30], the total Hamiltonian can be written as

$$\hat{H}_{\text{tot}} = \hat{H}_m + \hat{H}_a + \hat{H}_l + \hat{H}_{\text{al}} + \hat{H}_{\text{ml}}, \quad (\text{A1})$$

where \hat{H}_m , \hat{H}_a , and \hat{H}_l represent the Hamiltonian of membrane, atomic condensate, and lasers, respectively. \hat{H}_{al} is interaction of atoms with laser beams, and \hat{H}_{ml} describes coupling of mechanical modes with laser fields. The explicit form of these interactions are listed as follows:

$$\begin{aligned} \hat{H}_m &= \hbar\Omega_m \hat{a}^\dagger \hat{a}, \\ \hat{H}_a &= \int dz \hat{\psi}^\dagger(z) \mathcal{H}_0 \hat{\psi}(z) + \frac{g}{2} \int dz \hat{\psi}^\dagger \hat{\psi}^\dagger \hat{\psi} \hat{\psi}, \\ \hat{H}_l &= \int_{\omega_l-\theta}^{\omega_l+\theta} d\omega \hbar(\omega - \omega_l) \hat{b}_\omega^\dagger \hat{b}_\omega, \\ \hat{H}_{\text{al}} &= \lambda_a \int \frac{d\omega}{\sqrt{2\pi}} (\hat{b}_\omega + \hat{b}_\omega^\dagger) \int \hat{\psi}^\dagger \sin(z) \sin\left(\frac{\omega}{\omega_l} z\right) \hat{\psi} dz, \\ \hat{H}_{\text{ml}} &= \lambda_m (\hat{a} + \hat{a}^\dagger) \int \frac{d\omega}{\sqrt{2\pi}} (\hat{b}_\omega + \hat{b}_\omega^\dagger). \end{aligned}$$

According to Heisenberg equation, evolutions of operators a , $\psi(z)$ and b_ω read

$$i\hbar\dot{\hat{a}} = [\hat{a}, \hat{H}_{\text{tot}}] = \hbar\Omega_m \hat{a} + \lambda_m \int_{\omega_l-\theta}^{\omega_l+\theta} \frac{d\omega}{\sqrt{2\pi}} (\hat{b}_\omega + \hat{b}_\omega^\dagger), \quad (\text{A2})$$

$$i\hbar\dot{\hat{\psi}}(z) = [\hat{\psi}(z), \hat{H}_{\text{tot}}] = [\mathcal{H}_0 + g\hat{\psi}^\dagger(z)\hat{\psi}(z)]\hat{\psi}(z) + \lambda_a \int_{\omega_l-\theta}^{\omega_l+\theta} \frac{d\omega}{\sqrt{2\pi}} (\hat{b}_\omega + \hat{b}_\omega^\dagger) \sin(z) \sin\left(\frac{\omega}{\omega_l} z\right) \hat{\psi}(z), \quad (\text{A3})$$

$$i\hbar\dot{\hat{b}}_\omega = [\hat{b}_\omega, \hat{H}_{\text{tot}}] = \hbar\Delta_\omega \hat{b}_\omega + \frac{\lambda_m}{\sqrt{2\pi}} (\hat{a} + \hat{a}^\dagger) + \frac{\lambda_a}{\sqrt{2\pi}} \int dz \hat{\psi}^\dagger(z) \sin(z) \sin\left(\frac{\omega}{\omega_l} z\right) \hat{\psi}(z) \quad (\text{A4})$$

with $\Delta_\omega = \omega - \omega_l$, spectra width θ of input pulse. The formal solution of $\hat{b}_\omega(t)$ can be written as

$$\hat{b}_\omega(t) = \hat{b}_\omega(0) e^{-i\Delta_\omega t} + \int_0^t d\tau e^{-i\Delta_\omega(t-\tau)} \frac{-i}{\hbar\sqrt{2\pi}} \left\{ \lambda_m (\hat{a} + \hat{a}^\dagger)_\tau + \lambda_a \left[\int dz \hat{\psi}^\dagger(z) \sin(z) \sin\left(\frac{\omega}{\omega_l} z\right) \hat{\psi}(z) \right]_\tau \right\}, \quad (\text{A5})$$

where subscription τ indicates that the relevant operators is time-dependent. The first term in Eq. (A5) depends on initial condition and can be regarded as a noise. We substitute Eq. (A5) into Eq. (A2) and obtain that

$$\begin{aligned} i\hbar\dot{\hat{a}} &= \hbar\Omega_m \hat{a} + \lambda_m \int_{\omega_l-\theta}^{\omega_l+\theta} \frac{d\omega}{\sqrt{2\pi}} \left\{ [\hat{b}_\omega(0) e^{-i\Delta_\omega t} + \hat{b}_\omega^\dagger(0) e^{i\Delta_\omega t}] + \int_0^t d\tau \frac{i}{\hbar\sqrt{2\pi}} \lambda_m (\hat{a} + \hat{a}^\dagger)_\tau [e^{i\Delta_\omega(t-\tau)} - e^{-i\Delta_\omega(t-\tau)}] \right\} \\ &+ \frac{i}{\hbar} \lambda_m \lambda_a \int_0^t d\tau \int dz \hat{\psi}^\dagger(z) \hat{\psi}(z) \sin(z) \int_{\omega_l-\theta}^{\omega_l+\theta} \frac{d\omega}{2\pi} \sin\left(\frac{\omega}{\omega_l} z\right) [e^{i\Delta_\omega(t-\tau)} - e^{-i\Delta_\omega(t-\tau)}]. \end{aligned} \quad (\text{A6})$$

Since we have $\theta \gg \Omega_m$, it is safe to expand the limits of integration $\omega_l \pm \theta$ to $\pm\infty$. The second term relating to $\hat{b}_\omega(0)$ depends on the initial conditions and is known as quantum noises

$$\hat{F}_a = \int_{-\infty}^{+\infty} \frac{d\omega}{\sqrt{2\pi}} [\hat{b}_\omega(0) e^{-i\Delta_\omega t} + \hat{b}_\omega^\dagger(0) e^{i\Delta_\omega t}] \text{ with } \langle \hat{F}_a \rangle = 0.$$

Using $\int_{-\infty}^{+\infty} e^{i\omega t} d\omega = 2\pi\delta(t)$, Heisenberg equation of the membrane operator a turns into

$$\begin{aligned} i\hbar\dot{\hat{a}} &= \hbar\Omega_m\hat{a} + \frac{1}{2\hbar}\lambda_m\lambda_a \int dz \hat{\psi}^\dagger(z)\hat{\psi}(z) \sin(z) \int_0^t d\tau \int_{-\infty}^{+\infty} \frac{d\omega}{2\pi} [e^{i\omega(t-\tau+\frac{z}{\omega_l})} e^{-i\omega_l(t-\tau)} - e^{-i\omega(t-\tau-\frac{z}{\omega_l})} e^{i\omega_l(t-\tau)} + \text{c.c.}] \\ &= \hbar\Omega_m\hat{a} + \frac{1}{2\hbar}\lambda_m\lambda_a \int dz \hat{\psi}^\dagger(z)\hat{\psi}(z) \sin(z) \int_0^t d\tau \left[\delta\left(t-\tau+\frac{z}{\omega_l}\right) e^{-i\omega_l(t-\tau)} - \delta\left(t-\tau-\frac{z}{\omega_l}\right) e^{i\omega_l(t-\tau)} + \text{c.c.} \right] \\ &= \hbar\Omega_m\hat{a} - \Lambda \int dz \hat{\psi}^\dagger(z) \sin(2z)\hat{\psi}(z) \end{aligned} \quad (\text{A7})$$

with $\Lambda = \lambda_m\lambda_a/(2\hbar)$, where we have neglected the noise term and assumed $z > 0$. Similarly, after substituting Eq. (A5) into Eq. (A3), we obtain that

$$\begin{aligned} i\hbar\dot{\hat{\psi}}(z) &= [\mathcal{H}_0 + g\hat{\psi}^\dagger(z)\hat{\psi}(z)]\hat{\psi}(z) + \frac{i}{\hbar} \int_0^t d\tau \int_{-\infty}^{+\infty} \frac{d\omega}{2\pi} (e^{i\Delta_\omega(t-\tau)} - e^{-i\Delta_\omega(t-\tau)}) \left\{ \lambda_a\lambda_m(\hat{a} + \hat{a}^\dagger)_\tau \right. \\ &\quad \left. + \lambda_a^2 \left[\int dz' \hat{\psi}^\dagger(z') \sin(z') \sin\left(\frac{\omega}{\omega_l} z'\right) \hat{\psi}(z') \right]_\tau \right\} \sin(z) \sin\left(\frac{\omega}{\omega_l} z\right) \hat{\psi}(z). \end{aligned} \quad (\text{A8})$$

Following the same steps in Eq. (A7), we can easily see that for membrane-atom coupling

$$i \int_0^t d\tau \int_{-\infty}^{+\infty} \frac{d\omega}{2\pi} [e^{i\Delta_\omega(t-\tau)} - e^{-i\Delta_\omega(t-\tau)}] (\hat{a} + \hat{a}^\dagger)_\tau \sin\left(\frac{\omega}{\omega_l} z\right) = \cos(z)(\hat{a} + \hat{a}^\dagger), \quad (\text{A9})$$

and for atom-atom coupling

$$\begin{aligned} &\int_0^t d\tau \int_{-\infty}^{+\infty} \frac{d\omega}{2\pi} [e^{i\Delta_\omega(t-\tau)} - e^{-i\Delta_\omega(t-\tau)}] \sin\left(\frac{\omega}{\omega_l} z\right) \sin\left(\frac{\omega}{\omega_l} z'\right) \\ &= -\frac{1}{4} \int_0^t d\tau \int_{-\infty}^{+\infty} \frac{d\omega}{2\pi} [e^{i(\omega-\omega_l)(t-\tau)} - e^{-i(\omega-\omega_l)(t-\tau)}] (e^{i\omega\frac{z}{\omega_l}} - e^{i\omega\frac{z'}{\omega_l}}) (e^{i\omega\frac{z'}{\omega_l}} - e^{i\omega\frac{z}{\omega_l}}) \\ &= -\frac{1}{4} \int_0^t d\tau \int_{-\infty}^{+\infty} \frac{d\omega}{2\pi} \{ [e^{i\omega(t-\tau+\frac{z}{\omega_l}+\frac{z'}{\omega_l})} - e^{i\omega(t-\tau-\frac{z}{\omega_l}+\frac{z'}{\omega_l})}] + e^{i\omega(t-\tau-\frac{z}{\omega_l}-\frac{z'}{\omega_l})} - e^{i\omega(t-\tau+\frac{z}{\omega_l}-\frac{z'}{\omega_l})} \} e^{-i\omega_l(t-\tau)} - \text{c.c.} \} \\ &= -\frac{1}{4} \int_0^t d\tau \left\{ \left[\delta\left(t-\tau-\frac{z'+z}{\omega_l}\right) - \delta\left(t-\tau-\frac{|z'-z|}{\omega_l}\right) \right] e^{-i\omega_l(t-\tau)} - \text{c.c.} \right\} \\ &= \frac{i}{2} (\sin(z'+z) - \sin|z'-z|), \end{aligned} \quad (\text{A10})$$

in which we have assumed that $z, z' > 0$. Combining the above two equations gives that

$$i\hbar\dot{\hat{\psi}}(z) = \left\{ \mathcal{H}_0 + g\hat{\psi}^\dagger\hat{\psi} - \Lambda(\hat{a} + \hat{a}^\dagger) \sin(2z) - \Gamma \int dz' \hat{\psi}^\dagger(z') \sin(z') \hat{\psi}(z') [\sin(z'+z) - \sin|z'-z|] \sin(z) \right\} \hat{\psi}(z) \quad (\text{A11})$$

with $\Gamma = \lambda_a^2/(2\hbar)$. These two equations Eqs. (A7) and (A11) allow us to write down the effective Hamiltonian H_{eff} in the main text.

APPENDIX B: EFFECTIVE CHEMICAL POTENTIAL IN THE SELF-ORGANIZED LATTICELIKE PHASE

The effective potential at position z_j reads

$$\mathcal{V}(z_j) = \frac{\partial}{\partial n_j} E_{\text{lr}} = -\tilde{\Gamma} \left[\sin^2(z_j) \sum_{k=j}^L n_k \sin(2z_k) + \sum_{k=1}^{j-1} n_k \sin^2(z_k) \sin(2z_j) \right]. \quad (\text{B1})$$

To show the site-dependent feature of $\mathcal{V}(z_j)$, we assume an homogeneous density distribution with $n_j = 1/L$ for all $j = 1, \dots, L$. Therefore $\mathcal{V}(z_j)$ can be recast into

$$\mathcal{V}(z_j) \simeq -\tilde{\Gamma} \frac{1}{2L} \left[(1 - \cos \xi_j) \sin \xi_j + (1 - \cos \xi_j) \sum_{k=j+1}^L \sin \xi_k + \sin \xi_j \sum_{k=1}^{j-1} (1 - \cos \xi_k) \right], \quad (\text{B2})$$

where we have set

$$\xi_k = 2\bar{z}_k = 2[\bar{z}_1 + (k-1)\Delta\bar{z}] = 2\left[\frac{\pi}{2} + (k-1)\left(\pi - \frac{1}{L-1}\frac{\pi}{4}\right)\right] = \pi + 2(k-1)\pi - \eta_k \quad (\text{B3})$$

with $\eta_k = (k-1)\pi/2(L-1)$. Since $\eta_k \in (0, \pi/2)$, when $L \rightarrow \infty$, we can approximate the above summation into integral

$$\begin{aligned} \mathcal{V}(z_j) &\simeq -\frac{\tilde{\Gamma}}{2L} \left[(1 + \cos \eta_j) \sin \eta_j + (1 + \cos \eta_j) \sum_{k=j+1}^L \sin \eta_k + \sin \eta_j \sum_{k=1}^{j-1} (1 + \cos \eta_k) \right] \\ &\simeq -\frac{\tilde{\Gamma}}{2L} \left[(1 + \cos \eta_j) \sin \eta_j + (1 + \cos \eta_j) \frac{1}{\Delta\eta} \int_{\eta_j}^{\pi/2} d\eta \sin \eta + \sin \eta_j \frac{1}{\Delta\eta} \int_0^{\eta_j} d\eta (1 + \cos \eta) \right] \\ &= -\frac{\tilde{\Gamma}}{2L} \left[(1 + \cos \eta_j) \sin \eta_j + \frac{\cos \eta_j + \eta_j \sin \eta_j + 1}{\Delta\eta} \right] \end{aligned} \quad (\text{B4})$$

with $\Delta\eta = \pi/2(L-1)$. This results in

$$\mathcal{V}(z_j) \xrightarrow{L \rightarrow \infty} -\frac{\tilde{\Gamma}}{\pi} (\cos \eta_j + \eta_j \sin \eta_j + 1). \quad (\text{B5})$$

Since the function $f(\eta) = \cos \eta + \eta \sin \eta$ increase monotonically as

$$\frac{\partial f}{\partial \eta} = -\sin \eta + \sin \eta + \eta \cos \eta = \eta \cos \eta > 0 \quad (\text{B6})$$

when $\eta \in (0, \pi/2)$, we conclude that the effective potential decreases along with the increase of lattice indices j .

APPENDIX C: FIRST-ORDER PHASE TRANSITIONS INDUCED BY GLOBAL NONUNIFORM INTERACTION

The presence of weak long-range interaction $\tilde{\Gamma}$ not only breaks the intrinsic Z_2 symmetry but also makes the transition from a lattice order and a right-moved lattice order to be of first order. To show this, we consider the simplified variational wave-function $\varphi(z) = \sum_j c_j |z = z_j^0\rangle$ with $z_j^0 = j\pi + \delta z$ and $|c_j| = 1/\sqrt{L}$ for all $j \in [1, L]$ (L is the total number of wave packets), then the corresponding energy functional is

$$E(\delta z) = E_0 + V \sin^2(\delta z) - \frac{\tilde{\Lambda}}{2} \sin^2(2\delta z) - \frac{\tilde{\Gamma}}{2} \sin^2(\delta z) \sin(2\delta z) \quad (\text{C1})$$

with E_0 the remaining interaction energy which is not relevant here. When $\tilde{\Gamma}/\hbar\Omega_m \ll 1$, around phase boundary $\tilde{\Lambda} \rightarrow \tilde{\Lambda}^c$, we have $\delta z \sim 0$ and

$$E(\delta z) \sim p\delta z^2 - \tilde{\Gamma}\delta z^3 + q\delta z^4 + O(\delta z^5) \quad (\text{C2})$$

with $p = V - 2\tilde{\Lambda}$, $q = (8\tilde{\Lambda} - V)/3$. When $\tilde{\Gamma} = 0$, The above equation describes a continuous phase transitions at $p = 0$ when $q > 0$. Otherwise, the local energy minimal $E(\delta z)$ of can be obtained from

$$E'(\delta z) = 0 \Rightarrow \delta z_0 = 0, \quad \delta z_{\pm} = (3\tilde{\Gamma} \pm \chi)/(8q) \text{ with } \chi = \sqrt{9\tilde{\Gamma}^2 - 32pq}. \quad (\text{C3})$$

The corresponding energies and second-order derivations are

$$E(\delta z_0) = 0, \quad E''(\delta z_0) = 2p, \quad (\text{C4})$$

$$E(\delta z_+) = \frac{-1}{2048q^3} (3\tilde{\Gamma} + \chi)^2 [\tilde{\Gamma}(3\tilde{\Gamma} + \chi) - 16pq], \quad E''(\delta z_+) = \frac{\chi(\chi + 3\tilde{\Gamma})}{8q}, \quad (\text{C5})$$

$$E(\delta z_-) = \frac{-1}{2048q^3} (3\tilde{\Gamma} - \chi)^2 [\tilde{\Gamma}(3\tilde{\Gamma} - \chi) - 16pq], \quad E''(\delta z_-) = \frac{\chi(\chi - 3\tilde{\Gamma})}{8q}. \quad (\text{C6})$$

In our case, since $\tilde{\Lambda} \rightarrow \tilde{\Lambda}^c = V/2$ and $\tilde{\Gamma} \ll 1$, this ensures $q > 0$. Therefore an overall shift occurs only when $p \leq 0$. This gives the following constrains:

$$\chi \geq 3\tilde{\Gamma} > 0, \quad \delta z_- < 0 < \delta z_+, \quad (\text{C7})$$

$$E''(\delta z_0) \leq 0, \quad E''(\delta z_+) > 0, \quad E''(\delta z_-) \geq 0. \quad (\text{C8})$$

Therefore we have $E(\delta z_+) < E(\delta z_-) \leq E(\delta z_0)$. The energy minimal point locates at $\delta z = \delta z_+$ and the ground state is a right-moved lattice phase. At the critical point $p = 0$, the order parameter jumps from zero to its minimal value $\delta z_+|_{\min} = 3\tilde{\Gamma}/4q$, which indicates that the phase transition is of first order.

APPENDIX D: BOGOLIUBOV EXCITATIONS

In this section, we explore the stability and the excitations of different states in the phase diagram. Taking into account the first-order fluctuations, we rewrite the order parameter as $\varphi(z) = \varphi_0(z) + \delta\varphi(z)$, where $\varphi_0(z)$ is wave function of atomic BEC and $\delta\varphi(z)$ is the fluctuation. Substituting $\varphi(z)$ into the GP equation [Eq. (21)], the zero-order term gives the mean-field ground state satisfying

$$i\partial_t\varphi_0(z) = \{\mathcal{H}_0 + \tilde{g}|\varphi_0(z)|^2 - \tilde{\Lambda}\kappa[\varphi_0] \sin(2z) - \tilde{\Gamma}\chi[\varphi_0, z] \sin(z)\}\varphi_0(z). \quad (\text{D1})$$

For the fluctuation $\delta\varphi(z)$, up to the first-order correction, we get the Bogoliubov equation

$$\begin{aligned} i\partial_t\delta\varphi(z) = & \{\mathcal{H}_0 + 2\tilde{g}|\varphi_0(z)|^2 - \tilde{\Lambda}\kappa[\varphi_0] \sin(2z) - \tilde{\Gamma}\chi[\varphi_0, z] \sin(z)\}\delta\varphi(z) + \tilde{g}\varphi_0^2(z)\delta\varphi^*(z) \\ & - \tilde{\Lambda} \sin(2z)\varphi_0(z) \int dz' \sin(2z')[\varphi_0^*(z')\delta\varphi(z') + \varphi_0(z')\delta\varphi^*(z')] \\ & - \tilde{\Gamma} \sin(z)\varphi_0(z) \int dz' \sin(z')[\sin(z+z') - \sin|z-z'|][\varphi_0^*(z')\delta\varphi(z') + \varphi_0(z')\delta\varphi^*(z')]. \end{aligned} \quad (\text{D2})$$

To obtain the Bogoliubov excitation, we rewrite the time-dependent wave function as

$$\varphi_0(z, t) = \exp(-i\mu t)\varphi_0(z), \quad \delta\varphi(z, t) = e^{-i\mu t}[e^{-i\omega t}u(z) + e^{i\omega t}v^*(z)], \quad (\text{D3})$$

with chemical potential μ and excitation energy $\omega > 0$. Here μ depends only on wave function $\varphi_0(z)$ of condensation

$$\mu = \int dz \varphi_0^*(z)\{\mathcal{H}_0 + \tilde{g}|\varphi_0(z)|^2 - \tilde{\Lambda}\kappa[\varphi_0] \sin(2z) - \tilde{\Gamma}\chi[\varphi_0, z] \sin(z)\}\varphi_0(z). \quad (\text{D4})$$

The excitation energy ω is determined by following equations of $u(z)$ and $v(z)$

$$\omega u(z) = [\mathcal{A}(z) - \mu]u(z) + [\mathcal{B}(z, z') + \mathcal{C}(z, z')]u(z') + [\mathcal{B}'(z, z') + \mathcal{C}'(z, z')]v(z') + \tilde{g}\psi_0^2(z)v(z), \quad (\text{D5})$$

$$\omega v(z) = -[\mathcal{B}^*(z, z') + \mathcal{C}^*(z, z')]u(z') - \tilde{g}\psi_0^{*2}(z)u(z) - [\mathcal{A}^*(z) - \mu]v(z) - [\mathcal{B}^*(z, z') + \mathcal{C}^*(z, z')]v(z') \quad (\text{D6})$$

with operators

$$\mathcal{A}(z) = \mathcal{H}_0 + 2\tilde{g}|\varphi_0(z)|^2 - \tilde{\Lambda}\kappa[\varphi_0] \sin(2z) - \tilde{\Gamma}^2\chi[\varphi_0, z] \sin(z), \quad (\text{D7})$$

$$\mathcal{B}(z, z') = -\tilde{\Lambda} \sin(2z)\varphi_0(z) \int dz' \sin(2z')\varphi_0^*(z'), \quad (\text{D8})$$

$$\mathcal{B}'(z, z') = -\tilde{\Lambda} \sin(2z)\varphi_0(z) \int dz' \sin(2z')\varphi_0(z'), \quad (\text{D9})$$

$$\mathcal{C}(z, z') = -\tilde{\Gamma} \sin(z)\varphi_0(z) \int dz' \sin(z')(\sin(z+z') - \sin|z-z'|)\varphi_0^*(z'), \quad (\text{D10})$$

$$\mathcal{C}'(z, z') = -\tilde{\Gamma} \sin(z)\varphi_0(z) \int dz' \sin(z')(\sin(z+z') - \sin|z-z'|)\varphi_0(z'). \quad (\text{D11})$$

The presence of membrane-atom and atom-atom couplings brings about nonlocal long-range coupling of excitation modes between $u(z)$ and $v(z)$, which is explicitly shown by \mathcal{B} , \mathcal{B}' and \mathcal{C} , \mathcal{C}' respectively. From Eqs. (D5) and (D6), we can obtain the excitation spectra using numerical diagonalization. The lowest three excitations are shown in Fig. 7 in the main text. The vanishing imaginary part of the excitations indicates the dynamical stability of all three orders in phase diagram. The transition between different phases can also be observed from the excitation spectra by their typical analytical behavior around the critical points.

APPENDIX E: PARAMETERS ESTIMATION IN A HYBRID ATOM-OPTOMECHANICAL SYSTEM

In the main text, we have introduced the dimensionless coordinate z in the total Hamiltonian [see Eq. (A1)]. The units of b_ω , V (org), and $\lambda_{m,a}$ are $\text{Hz}^{-1/2}$, J, and $\text{J} \cdot (\text{Hz})^{-1/2}$ respectively. Following the discussions in [22], we can write down the relevant parameters as

$$V = \frac{\mu^2 \epsilon_w^2 \zeta^2}{\hbar \tilde{\delta}}, \quad (\text{E1})$$

$$\lambda_a = \frac{\sqrt{2\pi} \mu^2 \epsilon_w^2 \zeta}{\hbar \tilde{\delta}}, \quad (\text{E2})$$

$$\lambda_m = \hbar \frac{\zeta k_l l_a}{\sqrt{\pi}} |\tau_m| \frac{2\mathcal{F}}{\pi}, \quad (\text{E3})$$

where μ is the atomic dipole moment, $\epsilon_{w_l} = \sqrt{\frac{\hbar w_l}{\pi \epsilon_0 c S}}$ with the light speed c and the cross-sectional area S of the laser mode, ζ is related with the laser power $P = \frac{\hbar w_l \zeta^2}{2\pi}$, λ_l is the wave-length of laser and k_l wave number of laser, $\tilde{\delta} = w_l - w_{eg}$ is the detuning between the laser frequency w_l and the atomic energy gap w_{eg} , $l_a = \sqrt{\frac{\hbar}{M\Omega_m}}$ is the characteristic length of the membrane with mass M and frequency Ω_m , τ_m is the reflection index, and \mathcal{F} is the finesse of the cavity. We assume that a pencil-like shape condensate resides in a potential trap which is a harmonic trap in x, y directions with high frequency w_x, w_y , and a square well in z axis with length L_z . Other needed physical constants are

$$\begin{aligned}\hbar &= 6.626 \times 10^{-34} / (2\pi) \text{ J s}, \epsilon_0 = 8.854 \times 10^{-12} \text{ C N}^{-1} \text{ m}^{-2}, \\ c &= 3 \times 10^8 \text{ m/s}, \mu = 3.584 \times 10^{-29} \text{ C m}.\end{aligned}$$

In this quasideimensional system, wave function of atoms can be assumed as $\psi(\mathbf{r}') = \psi_g(x')\psi_g(y')\psi'(z')$ with

$$\psi_g(\gamma) = \frac{1}{\sqrt{a_\gamma} \sqrt{\pi}} \exp\left(-\frac{\gamma^2}{2a_\gamma^2}\right), \quad a_\gamma = \sqrt{\frac{\hbar}{mw_\gamma}}, \quad \text{and } \gamma = x', y'. \quad (\text{E4})$$

Effective s -wave interaction can be derived as

$$\frac{g'}{2} \int d\mathbf{r}' |\psi(\mathbf{r}')|^4 = \frac{g'}{2} \int dx' |\psi_g(x')|^4 \int dy' |\psi_g(y')|^4 \int dz' |\psi'(z')|^4 \equiv \frac{g}{2} \int dz |\psi(z)|^4 \quad \text{with } g = \frac{2\hbar^2 a_s}{ma_x a_y \lambda_l}, \quad (\text{E5})$$

where we have used $g' = 4\pi\hbar^2 a_s/m$, $z' = z\lambda_l$ and $\psi(z) = \sqrt{\lambda_l} \psi'(z')$.

We next calculate these parameters by taking ^{87}Rb atom as an example. The mass of a ^{87}Rb atom is $m = 87 \times 1.66 \times 10^{-27} \text{ Kg}$. In experiment [28], the relevant parameters of the membrane and cavity are

$$M = 117 \text{ ng}, \quad \Omega_m = 2\pi \times 276 \text{ kHz}, \quad \tau_m = 0.41, \quad \mathcal{F} = 570. \quad (\text{E6})$$

Here the wavelength of laser is $\lambda_l = 780 \text{ nm}$, $\tilde{\delta} = -2\pi \times 1 \text{ GHz}$ is the detuning, and the laser power is $P = 3.4 \text{ mW}$. The beam waist of laser reads $w_r = 250 \mu\text{m}$, from which we have that $S = \pi w_r^2$. The frequencies of the harmonic traps can be set as $\{w_x, w_y\} = 2\pi \times \{62, 85\} \text{ Hz}$. Their corresponding characteristic length are $a_x = 1.37 \mu\text{m}$ and $a_y = 1.17 \mu\text{m}$. We also set the length of the quasideimensional condensate as $L_z = 10\lambda_l = 7.8 \mu\text{m} \gg \lambda_l/2$. Using these settings, we can then calculate the recoil energy as

$$\hbar\omega_R = \frac{\hbar^2 k_l^2}{2m} = 2.498 \times 10^{-30} \text{ J} = \hbar \times 2\pi \times 3.77 \text{ kHz} \quad (\text{E7})$$

and

$$\begin{aligned}\lambda_m &\approx 0.00595941 \text{ s}^{1/2} \hbar\omega_R, \\ \lambda_a &\approx 0.00002044 \text{ s}^{1/2} \hbar\omega_R, \\ \frac{\lambda_a}{\lambda_m} &\approx 3.4 \times 10^{-3}.\end{aligned}$$

Next we calculate effective membrane-atom coupling $\tilde{\Lambda}$ and long-range atom-atom interaction $\tilde{\Gamma}$ with

$$\begin{aligned}\tilde{\Lambda} &= \frac{\beta \Lambda^2}{\hbar \Omega_m} N = \frac{\beta \lambda_m^2 \lambda_a^2}{4\hbar^2 \hbar \Omega_m} N, \\ \tilde{\Gamma} &= \frac{\Gamma}{2} N = \frac{\lambda_a^2}{2\hbar} N.\end{aligned} \quad (\text{E8})$$

The relative strength between $\tilde{\Lambda}$ and $\tilde{\Gamma}$ is then determined by λ_m, β , and Ω_m , respectively. If we set $\beta = 2\Omega_m^2 / (\Omega_m^2 + \gamma^2) = 200/101$ and the total particle number $N = 10^6$. Using the above parameters, we can obtain that

$$\tilde{\Lambda} \approx 0.06 \hbar\omega_R, \quad \tilde{\Gamma} \approx 4.95 \hbar\omega_R, \quad \tilde{\Gamma}/\tilde{\Lambda} \approx 87.87. \quad (\text{E9})$$

This ratio indicates that the predicted phase transition should be attainable within current setup.

[1] T. Dauxois, S. Ruffo, E. Arimondo, and M. Wilkens (eds.), *Dynamics and Thermodynamics of Systems with Long Range Interactions*, Lecture Notes in Physics, Vol. 602 (Springer-Verlag, Berlin, Heidelberg, 2002), Chap. 1, pp. 1–19.

[2] Y. Dudin and A. Kuzmich, *Science* **336**, 887 (2012).

[3] R. Landig, L. Hruby, N. Dogra, M. Landini, R. Mottl, T. Donner, and T. Esslinger, *Nature (London)* **532**, 476 (2016).

- [4] R. Mottl, F. Brennecke, K. Baumann, R. Landig, T. Donner, and T. Esslinger, *Science* **336**, 1570 (2012).
- [5] H. Ritsch, P. Domokos, F. Brennecke, and T. Esslinger, *Rev. Mod. Phys.* **85**, 553 (2013).
- [6] B. Blaß, H. Rieger, G. Roósz, and F. Iglói, *Phys. Rev. Lett.* **121**, 095301 (2018).
- [7] C. Georges, J. G. Cosme, L. Mathey, and A. Hemmerich, *Phys. Rev. Lett.* **121**, 220405 (2018).
- [8] M. A. Norcia, R. J. Lewis-Swan, J. R. Cline, B. Zhu, A. M. Rey, and J. K. Thompson, *Science* **361**, 259 (2018).
- [9] R. M. Kroeze, Y. Guo, V. D. Vaidya, J. Keeling, and B. L. Lev, *Phys. Rev. Lett.* **121**, 163601 (2018).
- [10] A. F. Van Loo, A. Fedorov, K. Lalumiere, B. C. Sanders, A. Blais, and A. Wallraff, *Science* **342**, 1494 (2013).
- [11] S. Schütz and G. Morigi, *Phys. Rev. Lett.* **113**, 203002 (2014).
- [12] E. J. Davis, G. Bentsen, L. Homeier, T. Li, and M. H. Schleier-Smith, *Phys. Rev. Lett.* **122**, 010405 (2019).
- [13] C. Aron, M. Kulkarni, and H. E. Türeci, *Phys. Rev. X* **6**, 011032 (2016).
- [14] S. Welte, B. Hacker, S. Daiss, S. Ritter, and G. Rempe, *Phys. Rev. X* **8**, 011018 (2018).
- [15] R. Landig, F. Brennecke, R. Mottl, T. Donner, and T. Esslinger, *Nat. Commun.* **6**, 7046 (2015).
- [16] V. D. Vaidya, Y. Guo, R. M. Kroeze, K. E. Ballantine, A. J. Kollár, J. Keeling, and B. L. Lev, *Phys. Rev. X* **8**, 011002 (2018).
- [17] S. Gopalakrishnan, B. L. Lev, and P. M. Goldbart, *Phys. Rev. A* **82**, 043612 (2010).
- [18] Y. Guo, R. M. Kroeze, V. D. Vaidya, J. Keeling, and B. L. Lev, *Phys. Rev. Lett.* **122**, 193601 (2019).
- [19] S. Gopalakrishnan, B. L. Lev, and P. M. Goldbart, *Phys. Rev. Lett.* **107**, 277201 (2011).
- [20] S. Gopalakrishnan, B. L. Lev, and P. M. Goldbart, *Nat. Phys.* **5**, 845 (2009).
- [21] F. Schlawin and D. Jaksch, *Phys. Rev. Lett.* **123**, 133601 (2019).
- [22] B. Vogell, K. Stannigel, P. Zoller, K. Hammerer, M. T. Rakher, M. Korppi, A. Jöckel, and P. Treutlein, *Phys. Rev. A* **87**, 023816 (2013).
- [23] J. S. Bennett, L. S. Madsen, M. Baker, H. Rubinsztein-Dunlop, and W. P. Bowen, *New J. Phys.* **16**, 083036 (2014).
- [24] B. Vogell, T. Kampschulte, M. Rakher, A. Faber, P. Treutlein, K. Hammerer, and P. Zoller, *New J. Phys.* **17**, 043044 (2015).
- [25] N. Mann, M. R. Bakhtiari, A. Pelster, and M. Thorwart, *Phys. Rev. Lett.* **120**, 063605 (2018).
- [26] H. Tan and L. Sun, *Phys. Rev. A* **92**, 063812 (2015).
- [27] N. Mann and M. Thorwart, *Phys. Rev. A* **98**, 063804 (2018).
- [28] A. Vochezer, T. Kampschulte, K. Hammerer, and P. Treutlein, *Phys. Rev. Lett.* **120**, 073602 (2018).
- [29] A. Jöckel, A. Faber, T. Kampschulte, M. Korppi, M. T. Rakher, and P. Treutlein, *Nat. Nanotechnol.* **10**, 55 (2015).
- [30] N. Mann, A. Pelster, and M. Thorwart, *New J. Phys.* **21**, 113037 (2019).
- [31] P. Christoph, T. Wagner, H. Zhong, R. Wiesendanger, K. Sengstock, A. Schwarz, and C. Becker, *New J. Phys.* **20**, 093020 (2018).
- [32] C. Gao and Z. Liang, *Phys. Rev. A* **99**, 013629 (2019).
- [33] X. Xu, Z. Zhang, and Z. Liang, *Phys. Rev. A* **100**, 053616 (2019).
- [34] K. Baumann, C. Guerlin, F. Brennecke, and T. Esslinger, *Nature (London)* **464**, 1301 (2010).
- [35] M. R. Bakhtiari, A. Hemmerich, H. Ritsch, and M. Thorwart, *Phys. Rev. Lett.* **114**, 123601 (2015).
- [36] J. Klinder, H. Keßler, M. R. Bakhtiari, M. Thorwart, and A. Hemmerich, *Phys. Rev. Lett.* **115**, 230403 (2015).
- [37] H. Busche, P. Huillery, S. W. Ball, T. Ilieva, M. P. Jones, and C. S. Adams, *Nat. Phys.* **13**, 655 (2017).
- [38] F. Motzoi and K. Mølmer, *New J. Phys.* **20**, 053029 (2018).
- [39] Y. Colombe, T. Steinmetz, G. Dubois, F. Linke, D. Hunger, and J. Reichel, *Nature (London)* **450**, 272 (2007).
- [40] F. Brennecke, T. Donner, S. Ritter, T. Bourdel, M. Köhl, and T. Esslinger, *Nature (London)* **450**, 268 (2007).
- [41] D. Nagy, G. Kónya, G. Szirmai, and P. Domokos, *Phys. Rev. Lett.* **104**, 130401 (2010).