

Decay Properties of the Nuclides Fermium-256 and -257 and Mendeleevium-255, -256, and -257

T. SIKKELAND, A. GHIORSO, R. LATIMER, AND A. E. LARSH

Lawrence Radiation Laboratory, University of California, Berkeley, California

(Received 3 June 1965)

The decay properties of fermium and mendeleevium nuclides produced by B^{11} , C^{12} , and C^{13} ion bombardments of californium have been studied. Those observed for Fm^{256} , Fm^{257} , Md^{255} , and Md^{256} agree well with previously reported results. For the first time alpha particles were recorded in the decay of Fm^{256} (6.85 MeV) and Md^{256} (7.17 MeV). In the course of the experiments the nuclide Md^{257} was discovered. It decays with a half-life of about 3 h with the emission of 7.07-MeV alpha particles. Evidence is presented that its main mode of decay is electron capture. Attempts to produce and identify the isotope Fm^{258} failed. A brief discussion of the results is given.

I. INTRODUCTION

HEAVY ions from the Berkeley HILAC have been used in the production and identification of several new nuclides. In most of these cases the nuclides were formed in "neutron out" reactions. These reactions are characterized by a complete fusion of ion and target nuclei followed by evaporation. The excitation function for a particular isotope exhibits a distinct maximum, the position of which can be used to determine the number of neutrons evaporated and hence the mass number of the isotope. These reactions will yield neutron-deficient isotopes.

In addition to these reactions, incomplete fusion also takes place in which one or more nucleons are exchanged between ion and target nuclei. Here a variety of nuclei is formed and an excitation function can no longer be used for mass assignment. Instead, this now has to rest on chemical methods and decay characteristics.

The advantage of using the latter type of reactions is that neutron-rich nuclides can be produced. This is particularly important in the region of the heaviest elements. Such isotopes may also be produced by neutron irradiation by the use of very high fluxes.

The present work was undertaken in an attempt to produce relatively heavy nuclides of trans-californium elements by the use of the heavy-ion stripping method. This report does not give a complete account of the isotopes that are produced. Rather it must be regarded as a progress report from a continuing program. The data given have been collected over a period of about four years.

As target nucleus Cf^{252} was used because this is the heaviest isotope available in reasonable quantities. The target was bombarded with B^{11} , C^{12} , and C^{13} in order to determine the effect of Z and N of the ion on the yield of a particular nuclide. Efforts were concentrated on production and identification of unknown nuclides and of isotopes whose decay characteristics are not well known.

II. EXPERIMENTAL

The target was made by electroplating a carefully purified Cf sample onto a 2.1-mg/cm² thick Ni foil. The

target was approximately 0.3 cm in diameter and consisted of 35 μ g Cf^{252} and 7 μ g Cf^{250} . The ions from the accelerator have an energy of 10.4 MeV/nucleon and their energy was reduced known amounts by the use of weighed Al or Be foils.

Ions with energies of a few MeV above the Coulomb barrier for the ion and target nuclei were used. This corresponds to laboratory energies of about 75 and 65 MeV for the carbon and boron ions, respectively. In general the yield of the spallation products from multi-nucleon transfer in the heavy-element region is at a maximum at these energies. The average intensity of the beams was usually 0.5 μ A.

Typically the bombardments lasted three hours. Reaction recoils were caught in 1 mg/cm² thick Pd foils. The trans-californium elements were separated from Pd by the use of an anion-exchange column and from each other by the use of a "But" column (Dowex-50 ion-exchange resin and ammonium α -hydroxy-isobutyrate eluant).¹

The drops from this column were individually analyzed for α and spontaneous fission (SF) activities in a 20-sample solid-state detection device. This analyzer also gave a rough indication of the α energies involved. The important fractions were analyzed by the use of two Frisch-grid ionization chambers each connected with 200-channel pulse-height analyzers. As calibration standards the 5.80-, 6.40-, and 6.63-MeV alphas, respectively, from Cm^{244} , Es^{254} , and Es^{253} were used.

The Fm fraction was immediately recognized by its high α activity. Around 4000 α /min and 300 SF/min were typically recorded at the end of separation. The α activity was due to Fm^{253} , Fm^{254} , and Fm^{255} and that of SF was due to Fm^{256} . The Fm fractions from different runs were, after the decay of the lighter Fm isotopes, combined, repurified, and analyzed for α and SF radiations from Fm isotopes heavier than 256.

The Md fraction was easily identified by the growth of SF activity from the isotope Fm^{256} via Md^{256} . Around 3000 SF were recorded per experiment in this fraction.

¹ G. R. Choppin, B. G. Harvey, and S. G. Thompson, *J. Inorg. Nucl. Chem.* **2**, 66 (1955).

In addition Y and Tm tracers were used to further internally calibrate the But column.

No α or SF activities were observed in the 102 or 103 fractions. The time between end of bombardment and separation Δt was as much as 20 min. Separate experiments were performed in which recoils were analyzed directly without chemical separation. Here Δt was reduced to $\frac{1}{2}$ min. Again no radiation was detected that could be definitely attributed to 102 or 103 isotopes.

Most of the efforts in the short bombardments were concentrated on the Md fraction. Only drops from the elution peak and its leading edge were analyzed to prevent interference from Fm activities. To further prove to our satisfaction that the observed activities were indeed due to isotopes of Md or their daughters, additional experiments were performed in which the Md fraction was repurified by the use of a second But column. In general, only one such column was used.

III. RESULTS AND DISCUSSION

A. Mendeleevium Fraction

In approximately 20 experiments that were undertaken, similar alpha pulse-height spectra of the Md fraction were obtained. In Fig. 1, one is shown what is a composite of four runs. There are five distinct alpha groups of 6.85, 7.07, 7.17, 7.24, and 7.34 MeV. The energies are believed to be accurate to better than 30 keV.

It is evident that especially the group at 7.07 MeV is a composite of at least two groups. At the end of the decay of this group, its energy is closer to 7.04 MeV; however, we will in the following label this group as 7.07 MeV.

Frequently observed were higher energy pulses around 7.5 and 7.6 MeV that decayed relatively quickly. These probably belong to ground-state transition alphas for some of the Md isotopes (see Sec. IV). Not enough data were available to analyze them and they will therefore be ignored in the discussion.

The decay curves of the different alpha groups and

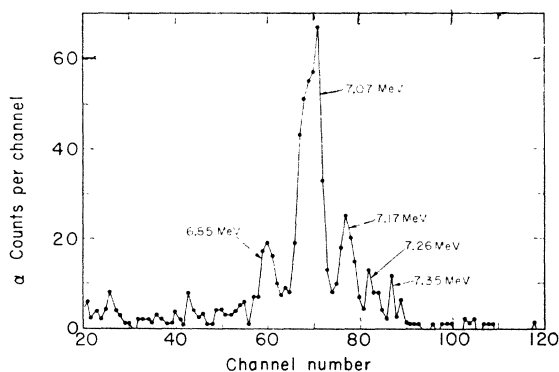


FIG. 1. Alpha spectrum of the Md fraction from four 3-h bombardments of 40 μg of $\text{Cf}^{250,252}$ with B^{11} , C^{12} , and C^{13} . Average beam intensity was about 7 $\mu\text{A}/\text{cm}^2$.

of the SF activity are shown in Fig. 2. In Table I are listed the nuclides to which we have assigned these activities together with their decay characteristics as deduced from our data. In the same table are also given results from other experiments. The mass assignments were based on the following arguments.

1. Md^{255} . The experiments with two But columns excluded the possibility that the groups at 7.17, 7.24, and 7.34 MeV and the 3-h component of the 7.07-MeV group were due to daughters of Md isotopes. The long-lived component of the latter group was assigned to Fm^{255} and is thus the electron capture (EC) daughter of Md^{255} . By comparing the relative intensity of Fm^{255} after the first and the second column, it was concluded that Md^{255} has a half-life of about $\frac{1}{2}$ h. Consequently, we assigned the $\frac{1}{2}$ h, 7.34-MeV alpha group to Md^{255} . The electron-capture (EC) branching was estimated from the yield of Fm^{255} . The decay properties agree well with earlier work.²

2. Md^{256} and Fm^{256} . The growth and decay of the SF activity is identical to that observed^{2,3} in the Md fraction from helium bombardment of Es^{253} and is known to be due to Fm^{256} , the EC daughter of Md^{256} . The half-life of the latter isotope is 1.5 h as deduced from the SF decay curve. The α group at 7.17 MeV decays with a similar half-life and was therefore assigned to Md^{256} .

The growth and decay of the 6.85-MeV alphas suggests they are due to a daughter of Md with a half-life of around 3 h and thus are assigned to Fm^{256} . However, the curve is not identical to that of the SF from Fm^{256} . In particular, the value for the ratio

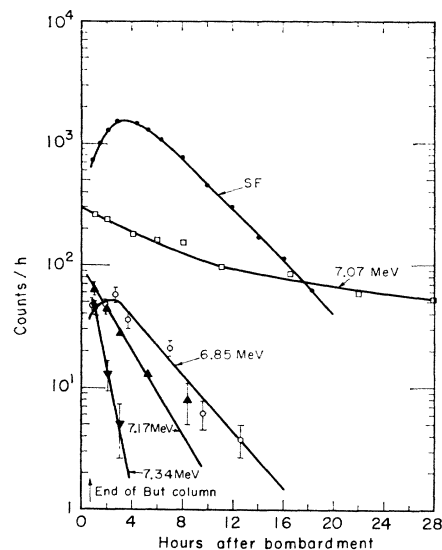


FIG. 2. Decay curves of the alpha groups of Md shown in Fig. 1 and spontaneous fission in the Md fractions.

² L. Phillips, R. Gatti, A. Chesne, L. Muga, and S. G. Thompson, Phys. Rev. Letters 1, 215 (1958).

³ A. Ghiorso, B. G. Harvey, G. R. Choppin, S. G. Thompson, and G. T. Seaborg, Phys. Rev. 98, 1518 (1955).

TABLE I. Nuclear properties of fermium and mendelevium isotopes studied.

Nuclide	Mode of decay	Half-life	Alpha-particle energy (MeV)	Branching ratio
Md ²⁵⁵	α , EC	30 min ^a 35±10 min	7.34 ^a 7.34	EC/ α = 9±2
Md ²⁵⁶	α , EC	1.5 h ^a 1.5±0.2 h	7.17	EC/ α = 30±5
Md ²⁵⁷	α , EC, SF?	3±0.5 h	7.07, 7.27?	(SF+EC)/ α = 12±5 SF/ α < 1
Fm ²⁵⁶	α , SF	2.7 h ^a 2.7±0.1 h	6.85	SF/ α = 35±10
Fm ²⁵⁷	α , SF	79 day ^b 80±5 day	6.6 complex ^b 6.525, 6.57?, 6.60?	SF/ α = 2×10 ^{-3b} SF/ α = 1.7×10 ⁻³
Fm ²⁵⁸	SF?	11 day ^c

^a Taken from Ref. 2.

^b Taken from Ref. 7.

^c Taken from Ref. 10.

SF/(6.85-MeV α) is increasing with time. A possible explanation for this discrepancy is the presence in the 6.85-MeV peak of alphas from other relatively short-lived Md isotopes such as Md²⁵⁸ or lighter. For that reason the ratio SF/ α listed in Table I was taken at the end of the decay curves and consequently the value is not very accurate due to poorer statistics at this time.

3. *Md²⁵⁷*. The 3-h component of the 7.07- and 7.24-MeV alpha groups was assigned to the previously unobserved isotope Md²⁵⁷. The assignment of the latter group is questionable. Its energy and half-life are characteristic also for those of Fm²⁵⁴. This isotope⁴ can be present both as the result of contamination and as a consequence of production of the hypothetical EC isotope Md²⁵⁴. On account of the few events observed we feel these possibilities are not entirely ruled out. It was not possible to observe the growth of its α and EC daughters, Es²⁵³ and Fm²⁵⁷, due to their relatively long half-lives. The mass assignment can be argued as follows. Results from experiments with Es²⁵³+He⁴ exclude the possibility that this emitter is Md²⁵⁶ or lighter.² From decay systematics, that are discussed later, it is suggested that for $A \geq 258$ the α half-lives are too long and the yields too low to account for the intensity of the 7.07-MeV peak. These arguments make Md²⁵⁷ the most reasonable choice.

The value for the branching ratio (EC+SF)/ α given in Table I was not based on a direct measurement but was deduced from the estimated yield of Md²⁵⁷. In Table II the cross section of the 7.07-MeV 3-h alpha emitter is compared to those of the Md and Fm isotopes. The yield of a particular isotope was within a factor of two independent of the ion used. For these values no corrections were made for self-adsorption of recoils in the target since it was assumed that the Md isotopes are made by mechanisms that lead to similar ranges of the products. The cross sections given therefore have a value on a relative basis. What is of importance here is that the cross sections for Md²⁵⁵ and Md²⁵⁶ are nearly

equal whereas that for the production of the 7.07-MeV alphas is an order of magnitude lower. The cross section for Md²⁵⁷ was taken as the average value of those for the two other Md isotopes for which the (EC+SF) branching was computed.

An upper limit of 10% can be set on contribution to the SF curve from a 3-h SF-emitting Md isotope and so the partial SF half-life for Md²⁵⁷ is at least 30 h. This further means that this species is decaying predominantly by EC to Fm²⁵⁷. The long half-life of the latter prevents it from being detected in a 3-h bombardment. A prolonged bombardment is not of any help in determining the EC branching of Md²⁵⁷ since the Fm²⁵⁷ is also produced directly.

The decay systematics of these isotopes as discussed in Sec. IV furnish additional evidence for the correctness of the mass assignments.

B. Fermium Fraction

1. *Fm²⁵⁷*. Evidence for a long-lived alpha-emitting Fm isotope, tentatively assigned as Fm²⁵⁷, was obtained in these experiments in 1964.⁵ The energy of the alphas was slightly less than 6.6 MeV, close to that of Es²⁵³ alphas. In our experiments Es²⁵³ grows in, both from Fm²⁵³ and Fm²⁵⁷, via Cf²⁵³. The production cross section for Fm²⁵³ is around 200 μ b and that of Fm²⁵⁷ (directly

TABLE II. Maximum cross section^a in μ b (10⁻³⁰ cm²) for production of fermium and mendelevium isotopes with B¹¹, C¹², and C¹³ incident on Cf^{250,252}.

Ion								7.07
	Fm ²⁵³	Fm ²⁵⁴	Fm ²⁵⁵	Fm ²⁵⁶	Fm ²⁵⁷	Md ²⁵⁵	Md ²⁵⁶	MeV- 3 h
B ¹¹	300	150	150	10		4	9	0.5
C ¹²	...	350	350	9	7.5 ^b	6	7	0.5
C ¹³	...	300	150	20		3	4	0.3

^a Not corrected for loss of recoil atoms in the target.

^b Average value for the three ions used.

⁴ M. Jones, R. P. Schuman, J. P. Butler, G. Cowper, T. A. Eastwood, and H. G. Jackson, Phys. Rev. **102**, 203 (1956).

⁵ This information was reported by one of us (A.G.) at the Los Alamos meeting of the Ad Hoc Transplutonium Advisory Committee in February, 1964.

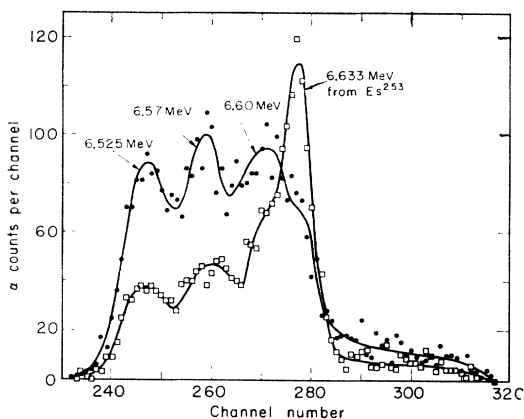


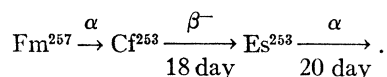
FIG. 3. Alpha spectra of the Fm fraction. ●—accumulated counts for one week starting 10 days after the last But column was run. □—accumulated counts for two weeks starting 37 days after the last But column was run.

and via Md^{257}) approximately $15 \mu\text{b}$. For this reason the final But column for the combined Fm fractions was run after about two months had elapsed since the last bombardment. By that time the three-day⁶ Fm^{253} was reduced by a factor of 10^6 .

The fermium fraction was electropolated and Cm^{244} added as a tracer to check yield and stability of the analyzer. Following the separation no alphas from Fm^{253} or Es^{253} were recorded. Instead a complex α spectrum was observed consisting of three groups at $6.525 \text{ MeV} \pm 5 \text{ keV}$, $6.57 \pm 10 \text{ keV}$, and $6.60 \text{ MeV} \pm 10 \text{ keV}$. The combined activity of these groups was ca. 0.5 counts/min (1.5 dis/min) and the ratios between them 2:2:1. There was considerable tailing of the peaks towards higher energies indicating the presence of electrons in coincidence with the alphas and thus that these alphas are not ground-state transitions.

The peak at 6.60 MeV and partly that at 6.56 MeV in time became obscured because of the growth of an alpha group at 6.63 MeV coming from Es^{253} and hence the identification of these groups is less certain. They may in fact consist of 6.525-MeV alphas and coincident conversion electrons. Typical spectra from early and later parts of the analysis are given in Fig. 3.

The growth in of Es^{253} can only be explained by the presence of Fm^{257} :



The decay of the peak at 6.525 MeV (since this is not affected by alphas from Es^{253}) and growth of the 6.633-MeV alphas from Es^{253} were analyzed. The former had a half-life of 80 days and the latter corresponded to a grandmother with similar half-life.

The analysis was terminated after about 50 days

⁶ T. Sikkeland, S. Amiel, and S. G. Thompson, *J. Inorg. Nucl. Chem.* **11**, 261 (1959).

during which some 3×10^4 alphas had been recorded. The sample then was bombarded with neutrons as will be discussed later. At this time the intensities of the Es^{253} peak and that of the three others were about equal. This shows that the bulk of the alphas observed after separation was indeed due to Fm^{257} .

Hulet *et al.*⁷ have reported Fm^{257} to decay mainly by alpha emission and with a half-life of 79 ± 8 days. This isotope was produced in prolonged bombardment of Cm with neutrons in a reactor. They also observed a complex alpha group around 6.6 MeV with an intensity of 0.4 dis/min that they were not able to resolve. This intensity was shown to increase by 20% over a period of 60 days after which it decayed. The sample was analyzed for about 100 days and the conclusion was drawn that this increase was due to the growth in of Es^{253} and thus that the alphas in the fresh sample were due to Fm^{257} . The results from these two sets of experiments are thus in good agreement.

2. Fm^{258} . The isotope Fm^{258} is expected to emit alpha particles with an energy of about 6.6 MeV with an alpha half-life of some 300 days.⁸ Spontaneous fission half-life guesses have ranged from seconds to days. The alpha daughter would be Cf^{254} which decays by SF with a half-life of 56 days.⁹

The ratio of SF to the alphas assigned to Fm^{257} was observed to be 1:500 and 1:600 in the experiments by Hulet *et al.*⁷ and by us, respectively. No evidence could be presented for this SF activity to be due to Fm^{258} or Cf^{254} and hence for Fm^{258} to have a half-life longer than one month.

Gatti *et al.* detected an SF emitter with a half-life of about 11 days in the fermium fraction after neutron irradiation of curium.¹⁰ They suggested this emitter to be either Fm^{257} or Fm^{258} . The evidence presented above eliminates the former possibility.

To look specifically for this emitter, our Fm^{257} sample was subjected to neutron flux in the Idaho Materials Testing Reactor (MTR). Here it received $1.2 \times 10^{20} \text{ n/cm}^2$ over a period of eight days. The fermium fraction was chemically separated after bombardment so that the effective number of Fm^{257} atoms irradiated could be established and to eliminate Cf^{254} interference in the sample. The latter isotope would be produced in the pile from the capture of neutrons by Cf^{253} , the alpha daughter of Fm^{257} .

The analysis of the fermium fraction was started one day after the end of bombardment. Again the alphas from Fm^{257} were observed. Only four drops of the fermium peak were analyzed and were found to contain 2.5×10^4 atoms of Fm^{257} .

⁷ E. K. Hulet, R. W. Hoff, J. E. Evans, and R. W. Lougheed, *Phys. Rev. Letters* **13**, 343 (1964).

⁸ B. M. Foreman, Jr., and G. T. Seaborg, *J. Inorg. Nucl. Chem.* **1**, 305 (1958).

⁹ P. R. Fields *et al.*, *Phys. Rev.* **102**, 180 (1956). For other references to work on Cf^{254} see Ref. 12.

¹⁰ R. Gatti, R. Brandt, L. Phillips, and S. G. Thompson, *J. Inorg. Nucl. Chem.* **7**, 305 (1958).

TABLE III. Decay systematics of fermium and mendelevium isotopes studied.

	Md ²⁵⁵	Md ²⁵⁶	Md ²⁵⁷	Fm ²⁵⁶	Fm ²⁵⁷		Fm ²⁵⁸
Q_α (MeV) ^a	7.83	7.76	7.50	6.95	6.78		6.62
Q_{EC} (MeV) ^a	1.1	2.1	0.5	Stable	Stable		Stable
Q_α^{expt} (MeV)	7.46	7.28	7.18	6.96	6.63	6.67?	6.70?
t_α	3.9 h	20 h	51 h	8 h	150 h	175 day	110 day
t_α^{expt}	6.0 h	47 h	39 h	400 h	100 h	200 day	200 day
t_{SF}	> 30 h	2.7 h	3.7 × 10 ⁴	d ^b	4.8 × 10 ⁴ day (±30%)

^a Taken from Ref. 8.

^b Taken from Ref. 7.

Only 41 fission events were recorded of which 7 were background events over a period of 50 days. Within statistical errors (one standard deviation) this SF activity could be due to Fm²⁵⁷. An upper limit of 2 b can be set for the production of a 10-day SF emitter in neutron irradiation of Fm²⁵⁷. This is a very low neutron capture cross section for an even-odd nucleus. However, it would not be unique in this region. The nuclide Cf²⁵³ has a cross section of only 2 b.¹¹

The nuclide Fm²⁵⁸ should have been produced in our heavy-ion bombardments. Here no direct evidence was found for the existence of a 10-day SF emitter. If this species has an SF half-life shorter than days its presence will be masked by the intense SF activity from Fm²⁵⁶.

IV. DECAY SYSTEMATICS

In Table III are given predicted values, taken from Ref. 8 for Q_α and Q_{EC} , of the energy releases in ground state α and EC transitions, respectively. We have further given the experimental values Q_α^{expt} for the alpha groups observed and the calculated values⁸ for the partial alpha half-life t_α in an unhindered decay of energy Q_α^{expt} . The values for t_α are to be compared to those for the experimental partial α half-life t_α^{expt} . The partial half-lives t_{SF} for spontaneous fission are also listed.

For the even-even isotope Fm²⁵⁶ we should have $Q_\alpha = Q_\alpha^{expt}$. The agreement is good. The estimated partial α half-life for this isotope is longer than the experimental one. However in the alpha group, in addition to alphas to the ground-state transition, alphas to the 2+ rotational level are included. Generally the energy of the latter alphas will be around 45 keV lower in energy than the former and their abundance around 15%. Corrections for this effect will bring the half-lives in reasonable agreement with each other. This suggests two things: (1) The α decay is favored, and (2) the isotope decays predominantly by α emission. In addition assuming the Q_α value to be correct, the alpha emitter is indeed Fm²⁵⁶.

For odd- A and odd-odd isotopes we should in general have $Q_\alpha > Q_\alpha^{expt}$ since here the dominant alpha group normally does not correspond to the ground-state tran-

sition. This appears to be the case also for such isotopes listed in Table III.

The energy-level diagram of Nilsson has been successful in predicting the particle levels of odd- A nuclei.¹² According to his scheme the ground state of the nuclides Md²⁵⁵ and Md²⁵⁷ and their daughters Es²⁵¹ and Es²⁵³ are $[514] \frac{7}{2}^-$ and $[613] \frac{7}{2}^+$, respectively, and hence the transition between these two states will be unfavored. However, an excited proton level, $[514] \frac{7}{2}^-$, in the daughters is expected to which a favored decay will take place. As seen from Table III the dominant groups of Md²⁵⁵ and Md²⁵⁷ do in fact decay with half-lives that are close to the estimated ones. These transitions are therefore favored. From the values for Q_α we deduce the $[514] \frac{7}{2}^-$ proton state in Es²⁵¹ and Es²⁵³ to be around 350 keV above the ground state. Nilsson's diagram indicates a relatively large gap between the $[633] \frac{7}{2}^+$ and the $[514] \frac{7}{2}^-$ levels although it does not pretend to predict their energies quantitatively.¹² This gap will be responsible for relatively long α half-lives for odd- A Md isotopes. However, the energy difference between these levels does not necessarily have to be independent of A (Cf. decay schemes of Am²³⁹, Am²⁴¹, and Am²⁴³ given in Ref. 13 where it increases slightly with increasing A .)

The alpha group at 7.24 MeV for Md²⁵⁷ has a hindrance factor around 50 and belongs perhaps to a transition to the rotational band based on the $[521] \frac{3}{2}^-$ level in Nilsson's particle diagram.¹²

The ground-state configuration of Fm²⁵⁷ cannot readily be deduced from Nilsson's diagram¹² since there are many close-lying levels. Apparently the 6.525-MeV alphas belong to a favored transition between the same neutron states in Fm²⁵⁷ and Cf²⁵³.

For odd-odd nuclides no clear systematics exists. We see that Md²⁵⁶ α decays very nearly unhindered to a level in Es²⁵² that is around 350 keV above the ground state.

V. CONCLUSIONS

In the course of these experiments we have discovered the nuclides Md²⁵⁷ and Fm²⁵⁷ and for the first

¹² S. G. Nilsson, Kgl. Danske Videnskab. Selskab, Mat. Fys. Medd. **29**, No. 16 (1955). Level diagrams for protons and neutrons are given in Ref. 13, p. 119.

¹³ E. K. Hyde, I. Perlman, and G. T. Seaborg, *The Nuclear Properties of Heavy Elements* (Prentice Hall, Englewood Cliffs, New Jersey, 1964), p. 843.

¹¹ J. Milsted, P. R. Fields, and D. N. Metta, Argonne National Laboratory (unpublished).

time observed alphas from Md^{256} and Fm^{256} . We have further confirmed previously reported decay properties for Md^{255} , Md^{256} , and Fm^{256} . We have not been able to verify the existence of a 10-day SF emitter of fermium.

As to the possibility of producing still heavier Fm and Md isotopes by the use of heavy ions, one can only speculate. The extrapolation of the cross section to Md^{257} , as was done above, is probably valid. This isotope is produced by the net transfer of $(3p+2n)$ to Cf^{252} and $(3p+4n)$ to Cf^{250} . According to results from reactions with lighter targets, there is a maximum in the yield when the number of transferred neutrons and protons is equal.¹⁴ Hence the cross sections for Md^{258} and Md^{259} should be comparable to those of the lighter ones. For still heavier isotopes the yield will decrease with increasing mass number. Higher yields would be expected when neutron-rich ions such as B^{11} and C^{13} are used.

From the variation of EC half-lives with Q_{EC} for the Md isotopes, it is apparent that Md^{258} might have an EC half-life of the order of hours. Its alpha half-life should be several days and consequently alphas from this isotope should be very difficult to detect.

The isotope Md^{259} is listed by Swiatecki and Myers¹⁵ as having positive Q_{EC} ; however, Foreman and Seaborg⁸ predict this isotope to be β stable. In any case its alpha

half-life should be too long to be observed in the present experiments.

The cross sections for the Fm isotopes show an interesting pattern. The values for isotopes of mass 255 and lighter are at least one order of magnitude higher than that for Fm^{256} and Fm^{257} . The former are probably produced in an alpha transfer followed by neutron evaporation. Such a transfer has a high probability and is presumably connected with an alpha structure of the ion. The isotope Fm^{256} corresponds to the net transfer of $(2p+2n)$ to Cf^{252} or of $(2p+4n)$ to Cf^{250} . Hence, according to arguments used above for Md isotope production, there will be a decrease in cross section with increasing A past $A=256$. Again a neutron-rich ion might be more advantageous to use. It appears to be possible to produce Fm^{258} and Fm^{259} with a reasonable cross section by this method. The latter isotope will have an alpha half-life of the order of years and hence its alphas could not be observed by us. It is either β^- unstable⁸ or β stable.¹⁵

ACKNOWLEDGMENTS

We are indebted to Alfred Wydler for the design and building of the solid-state detection device, to Mrs. Roberta Garrett for help in the chemical separations, to Charles Corum for the design of the target ensemble, and to the HILAC crew for their patient cooperation during the many months of bombardment. The initial separation of californium from the neutron-irradiated curium was undertaken by Sherman Fried and his group for which we express our gratitude. Miss Judy Hartwell showed much patience in typing this manuscript.

¹⁴ W. Grochulski, T. Kwiecinski, Lian Go-Chan, E. Lozynski, J. Maly, L. K. Tarasov, and V. V. Volkov, *Proceedings of the Third Conference on Reactions Between Complex Nuclei, Asilomar, California, April, 1963* (University of California Press, Berkeley, 1963), p. 120.

¹⁵ W. J. Swiatecki and W. Myers, Lawrence Radiation Laboratory (private communication).