




Quantum State Control of a Bose-Einstein Condensate in an Optical Lattice

N. Dupont,¹ G. Chatelain,¹ L. Gabardos¹, M. Arnal,¹ J. Billy,¹ B. Peaudecerf¹, D. Sugny,² and D. Guéry-Odelin^{1,*}

¹Laboratoire Collisions Agrégats Réactivité, UMR 5589, FERMI, UT3, Université de Toulouse, CNRS, 118 Route de Narbonne, Toulouse CEDEX 09 31062, France

²Laboratoire Interdisciplinaire Carnot de Bourgogne, UMR 6303, 9 Avenue A. Savary, BP 47 870, Dijon Cedex F-21078, France



(Received 12 May 2021; accepted 31 August 2021; published 5 October 2021)

We report on the efficient design of quantum optimal-control protocols to manipulate the motional states of an atomic Bose-Einstein condensate (BEC) in a one-dimensional optical lattice. Our protocols operate on the momentum comb associated with the lattice. In contrast to previous works also dealing with control in discrete and large Hilbert spaces, our control schemes allow us to reach a wide variety of targets by varying a *single* parameter, the lattice position. With this technique, we experimentally demonstrate a precise, robust, and versatile control: we optimize the transfer of the BEC to a single or multiple quantized momentum states with full control on the relative phase between the different momentum components. This also allows us to prepare the BEC in a given eigenstate of the lattice band structure, or superposition thereof.

DOI: [10.1103/PRXQuantum.2.040303](https://doi.org/10.1103/PRXQuantum.2.040303)

I. INTRODUCTION

Quantum simulation amounts to using a tunable quantum system to simulate another less controllable one and is particularly suited for studying model dynamics in large Hilbert spaces [1]. This field has been growing very fast in recent years as an alternative to the all-purpose quantum computer and quantum simulations are currently under study on a wide variety of quantum platforms (see Refs. [1–4] and references therein).

Key requirements for quantum simulation are the ability to generate the desired Hamiltonian, to reliably prepare the initial quantum state of interest, and to measure the subsequent time-evolved state. Many innovative techniques have been developed to produce synthetic Hamiltonians, using, e.g., properly designed coupling between external fields and atoms [2,5,6] or periodic driving of the parameters of the system [7,8]. The time evolution can either be probed continuously or investigated at fixed time intervals in the case of a digitized time evolution [9] or to study discretized dynamics [10,11].

Satisfying the requirement of the reliable preparation of a desired initial state often calls for manipulating a dynamical system by means of external time-dependent parameters. In practice, it amounts to steering that system from a state easily provided by an experimental setup to the desired one in a minimum time and with a very high fidelity, while satisfying experimental constraints and limitations. Many quantum control methods, such as shortcuts to adiabaticity [12], composite pulses [13], machine-learning approaches [14] or protocols based on optimal-control theory with a minimal use of resources [15–19], have been developed and even combined to reach this goal in a variety of contexts.

In particular, optimal-control theory, which has its roots in engineering [16], has been transposed with success to quantum systems, first in the context of physical chemistry [20,21], then applied in nuclear magnetic resonance for the control of spin dynamics [22–24], and nowadays in quantum technologies [18]. For quantum systems with complex dynamics, efficient iterative algorithms have been developed to solve optimal-control problems [23,25,26]. This has recently led to experimental realizations of optimal-control protocols aimed at engineering quantum states or operations in various platforms, such as NV centers [27,28], photonic states in a cavity [29], internal states of atoms in low-excitation states [30,31], or a Rydberg manifold [32].

Atomic Bose-Einstein condensates (BECs), in which all atoms occupy a macroscopic wave function, lend

*dgo@irsamc.ups-tlse.fr

Published by the American Physical Society under the terms of the [Creative Commons Attribution 4.0 International](https://creativecommons.org/licenses/by/4.0/) license. Further distribution of this work must maintain attribution to the author(s) and the published article's title, journal citation, and DOI.

themselves naturally to the use of optimal-control techniques. Theoretical studies have investigated how to manipulate BECs via a modulation of the magnetic confinement potential in a one- [33–36] but also three-dimensional case [37] and on atom chips [38–41], outperforming simpler control protocols. Experimental evidence of the efficiency of optimal-control laws has been provided for the manipulation of vibrational states in a single trap [42,43], in particular for interferometry applications [44]. Other investigations have extended to the optimal driving of strongly interacting atoms, including through a phase transition [43,45].

The control of a BEC in optical lattices is of particular interest for quantum simulation [46]. Simple momentum-state superpositions can be generated [47] in order to realize a shaken-lattice interferometer [48–50]. Optimal control at the quantum speed limit in a two-level quantum system realized in a lattice has been demonstrated in Ref. [51]. Efficient control targeting specifically the eigenstates of optical lattices has been achieved in Ref. [52] but required combined optimized manipulations of both the lattice position and the lattice amplitude.

In this study, we use quantum optimal-control (QOC) protocols to shape the momentum distribution of a BEC in a one-dimensional optical lattice. The Hilbert space has a large unbound size provided by a momentum comb of fixed spacing. In contrast with previous studies [29,30,32,42,44], we drive the system through this large space by continuously varying the lattice position. With this simple but sufficient scheme, we experimentally achieve a robust and versatile control of the BEC wave function and prepare arbitrary states, in a short time window (typically of the order of 100 μ s) compared to commonly used adiabatic protocols. This allows us to reach a wide variety of states for which there is no known analytical solution of the control problem. We demonstrate the transfer of the BEC to single and multiple quantized momentum states, with the ability to control the relative phases between the different momentum components. As a further application, we prepare the BEC in arbitrary superpositions of Bloch eigenstates of the lattice. The implementation of the computed optimal control systematically leads to an excellent agreement between the numerical target and the experimental result.

II. EXPERIMENTAL SETUP AND ALGORITHM

A. BEC experimental setup

We perform our experiments in a hybrid trap [53] in which we obtain pure ^{87}Rb BECs of typically 2×10^5 atoms in the lowest hyperfine state $|F = 1, m_F = -1\rangle$. These BECs are loaded in a one-dimensional optical lattice produced by two laser beams of wavelength $\lambda = 1064$ nm counterpropagating along the x axis. They are superimposed on the optical dipole beams and the quadrupolar

magnetic field of the hybrid trap. Along the optical lattice axis, the atoms experience the potential

$$U(x, t) = -\frac{s}{2}E_L \cos(k_L x + \varphi(t)) + U_{\text{hyb}}(x), \quad (1)$$

where $k_L \equiv 2\pi/d = 2\pi/(\lambda/2)$ and $E_L = \hbar^2 k_L^2 / (2m)$ (with m the mass of an atom and \hbar the reduced Planck constant) are, respectively, the wave vector and the energy associated with the lattice ($E_L = 4E_R$, with E_R the recoil energy). The harmonic potential of the hybrid trap $U_{\text{hyb}}(x)$ has an angular frequency $\omega_x = 2\pi \times 50$ Hz. The dimensionless depth of the lattice s is independently and precisely calibrated [54] for each experiment presented here.

We adiabatically load the atoms in the ground state of the lattice potential, i.e., in a Bloch wave of spatial period d [55]. As a result, the momentum distribution is made up of equally spaced peaks separated by $\hbar k_L$. Experimentally, we image this momentum distribution after a sufficiently long ballistic expansion following a sudden switch off of the confining potentials. The final spatial density $n(\mathbf{r})$ then reproduces the initial momentum density $\tilde{n}(\mathbf{p})$ up to a scaling factor: $n(\mathbf{r}, t = t_{\text{TOF}}) = \tilde{n}(\mathbf{p} = m\mathbf{r}/t_{\text{TOF}}, t = 0)$, with t_{TOF} the time-of-flight duration.

The phase $\varphi(t)$ of the lattice potential is our control parameter. Varying φ as a function of time amounts to moving the lattice position along the x axis. This parameter is set by the relative phase between the two phase-locked acousto-optic modulators controlling the lattice beams. In the following section, we explain how to engineer $\varphi(t)$ to tailor the momentum distribution at will. As the phase is varied, we only apply global transformations to the lattice: as a consequence, the quasimomentum q in the laboratory reference frame remains equal to its value for the initially prepared ground state of the lattice, $q = 0$. Therefore, in that reference frame, we engineer arbitrary momentum-superposition states of the form

$$|\Psi\rangle = \sum_{\ell \in \mathbb{Z}} c_\ell |\chi_\ell\rangle, \quad (2)$$

where the vector $|\chi_\alpha\rangle$ is the eigenstate of the momentum operator with eigenvalue $\alpha \hbar k_L$ (and $\chi_\alpha(x) = e^{i\alpha k_L x} / \sqrt{2\pi}$).

B. Control algorithm

Our objective is to tailor the time variation of the control field $\varphi(t)$ over a fixed time interval $[0, t_f]$, in order to assign a desired value to the c_ℓ coefficients. For this purpose, we use a standard first-order gradient algorithm [23,26,56]. As the quasimomentum $q = 0$ is fixed in the laboratory reference frame, we recast the Schrödinger equation involving *only* the optical lattice potential in the following matrix

form:

$$i\dot{C} = \mathcal{M}(\varphi(t))C, \quad (3)$$

where the state of the system is denoted by the vector C with coordinates $\{c_\ell\}$ that satisfy

$$i\dot{c}_\ell = \ell^2 c_\ell - \frac{s}{4}(e^{i\varphi(t)}c_{\ell-1} + e^{-i\varphi(t)}c_{\ell+1}), \quad (4)$$

with a rescaling of time: $t \rightarrow E_L t / \hbar$. The initial condition is given by the vector associated with the lowest Bloch state at $q = 0$ for the lattice depth s . The optimal-control problem is defined with respect to a figure of merit $\mathbb{F}(C(t_f), C^\dagger(t_f))$ to be maximized at the fixed final time t_f of the control process. The choice of the function \mathbb{F} depends on the objective of the control (see below). We do not put any other constraint on the control field $\varphi(t)$. The optimal solution is formulated from the Pontryagin Hamiltonian [15,19]

$$H_P = \Re[\langle D | \dot{C} \rangle] = \Im[\langle D | \mathcal{M} | C \rangle], \quad (5)$$

where $\Re[\cdot]$ and $\Im[\cdot]$ denote, respectively, the real and the imaginary parts of a complex number. We introduce D , the adjoint vector, which is the solution of

$$i\dot{D} = \mathcal{M}(\varphi(t))D, \quad (6)$$

with the final condition

$$D(t_f) = \frac{\partial \mathbb{F}(C(t_f), C^\dagger(t_f))}{\partial C^\dagger(t_f)}. \quad (7)$$

The correction $\delta\varphi$ to first order of the control field is proportional to the derivative of H_P with respect to $\varphi(t)$:

$$\delta H_P(t) = \frac{\partial H_P}{\partial \varphi(t)} = \Im \left[\langle D | \frac{\partial \mathcal{M}}{\partial \varphi(t)} | C \rangle \right]. \quad (8)$$

We thus consider the following gradient algorithm:

1. Choose a guess field $\varphi(t) = \varphi_0(t)$.
2. Propagate forward the state $C(t)$ up to the final state $C(t_f)$.
3. Propagate backward the adjoint state of the system from Eq. (6), with the final condition given by Eq. (7).
4. Compute the correction $\delta\varphi(t)$ to the control field, $\delta\varphi(t) = \varepsilon \delta H_P(t)$, where ε is a small positive parameter.
5. Define the new control field $\varphi(t) \mapsto \varphi(t) + \delta\varphi(t)$.
6. Repeat from step 2 until the desired value of the figure of merit \mathbb{F} is reached.

In the numerical simulations, ε is determined from a line-search method [56]. A constant phase adapted to the

target state is generally a good starting control field for the algorithm. For the experimental implementation under study, we verify that the accuracy of a first-order algorithm is sufficient and that second-order corrections are therefore not necessary [57,58].

C. Implementation

In practice, the optimal-control field $\varphi(t)$ manipulated by the algorithm is a piecewise constant function. The control sequence is divided into a large number of time steps $\Delta t \simeq 250$ ns. The relatively smooth optimal pulses derived from the algorithm justify this approximation. Its successful implementation in the experiment imposes stringent technical requirements, such as the ability to vary the phase in an arbitrary fashion with an accuracy of less than 1% and on a frequency scale much higher than the characteristic frequencies of the atomic dynamics (approximately 10 kHz) [59].

Finally, the choice of the time duration t_f of the phase control is a compromise between two opposite requirements. It should be larger than the natural time scale of evolution for the atoms in the lattice, since the algorithm takes advantage of the dynamics, but not too long to mitigate the deleterious effects of the accumulation of small errors in the control, due to experimental fluctuations or imperfections. In practice, we choose a control time $t_f \sim 1.5 T_0$, where T_0 is the time associated with the energy difference between the two lowest eigenstates at $q = 0$ ($T_0 \simeq 70 \mu\text{s}$ for $s \simeq 5$). This experimentally leads to the highest fidelities to the desired targets.

III. CONTROL OF MOMENTUM-STATE POPULATIONS

In a first set of experiments, we investigate the control of the populations $p_\ell = |c_\ell|^2$ in the desired momentum orders ($\sum_\ell p_\ell = 1$). To reach a specific target with populations $\{p_{t,\ell}\}$, we run the previously described algorithm with the figure of merit

$$\begin{aligned} \mathbb{F} &= 1 - \frac{1}{2} \sum_\ell (|c_\ell|^2 - p_{t,\ell})^2 \\ &= 1 - \frac{1}{2} \sum_\ell (C^\dagger O_\ell C - p_{t,\ell})^2, \end{aligned} \quad (9)$$

where O_ℓ is the projection operator onto the state $|\chi_\ell\rangle$ [60]. Using this definition and the algorithm described in Sec. II B, we present optimal-control ramps leading first to the preparation of a single-momentum state (Sec. III A) and then to arbitrary-weight superpositions of two or more momentum components (Sec. III B).

A. Populating a single-momentum state

We first optimize the control field $\varphi(t)$ to populate a single-momentum state $|\chi_n\rangle$. In doing so, we somehow “erase” in momentum space the information on the periodicity of the wave function. We compare the experimentally obtained momentum states to the targeted ones by computing the average fidelity

$$\mathcal{F}(p_{\text{exp}}, p_t) = \left[\sum_{\ell} \sqrt{p_{\text{exp},\ell}} \sqrt{p_{t,\ell}} \right]^2, \quad (10)$$

where the $p_{\text{exp},\ell} = |c_{\text{exp},\ell}|^2$ correspond to the populations of the different momentum components of the experimental distribution p_{exp} , obtained by averaging over ten experimental realizations. The ideal targeted momentum distribution p_t is given here by $p_{t,\ell} = \delta_{\ell,n}$. We compare the experimental fidelity to the theoretical value \mathcal{F}_{num} obtained from numerical simulations using the same control field $\varphi(t)$. We use this fidelity to assess our results rather than the figure of merit of Eq. (9), as it is closer to the usually defined fidelity in quantum physics (the modulus squared of the states overlap). The chosen figure of merit for the algorithm leads, however, to a simpler gradient computation and both quantities should reach the value 1 for an optimal-control solution.

In the experiments shown in Fig. 1, we choose a lattice depth $s \simeq 5$ and populate various positive single-momentum states up to the momentum state $p = 10\hbar k_L$. The measured experimental fidelities are very close to the numerical ones and both show a similar trend, with slowly decreasing values as we go from low-momentum targets to high-momentum targets. At the same time, the control phase profile gets more complex, as seen in Fig. 1(d). To reach high single-momentum states, such as $p = 10\hbar k_L$ [Fig. 1(d)], we have to increase the time of the control ramp to ensure the convergence of the algorithm. We recover here a standard result of optimal control, namely that the reachable set increases for larger control times. It is worth noting that the QOC algorithm allows us to reach momentum values that are much higher than the ones accessible from the classical free dynamics [55], for which $p_{\text{max}}^2 \sim 2m sE_L$, i.e., $p_{\text{max}} \sim \sqrt{s\hbar k_L} \simeq 2.2\hbar k_L$. In using QOC to populate with high fidelity a single diffraction order n of the lattice, we effectively realize a blazed grating for matter waves, with the algorithm designing a constant phase gradient $\Delta\phi(x) = n k_L x = 2\pi n x/d$ across the lattice sites.

We can compare our QOC method to the more standard protocol of accelerating the lattice to impart momentum to the atoms. We illustrate this comparison in the case of $n = 4$ in Fig. 1(c2): we uniformly accelerate the lattice up to a velocity of $4 h/(md)$ for the same amount of time t_f and lattice depth s used for the QOC experiment. After the acceleration, the fidelity to the target state, i.e., the single-momentum state $p = 4\hbar k_L$, is much

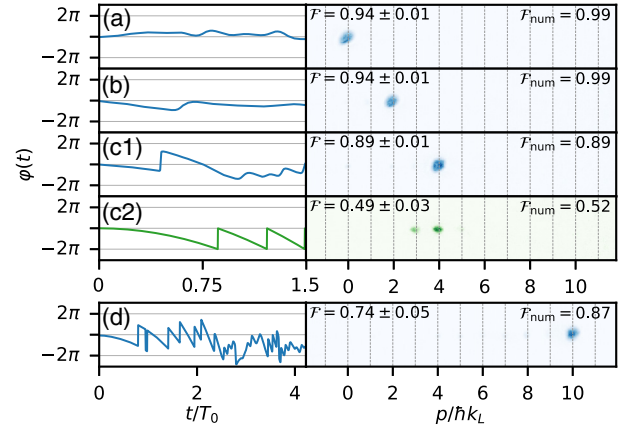


FIG. 1. Single-momentum states. (a)–(d) Left: control fields $\varphi(t)$ for the preparation of single-momentum states 0, 2, 4, and $10\hbar k_L$, respectively. Time is given in units of T_0 (see text). (a), (b), (c1), and (d) (blue) are obtained by QOC and (c2) (green) is the quadratic phase evolution of a uniformly accelerated lattice reaching velocity $4 h/md$ in $1.5T_0$ (see text). Right: corresponding absorption images of diffraction orders. The displayed fidelities are computed with respect to the ideal single-momentum target states, with \mathcal{F} being the average fidelities of ten experimental realizations (errors are statistical and correspond to one standard deviation) and \mathcal{F}_{num} being the expected fidelities from numerically evolving the state in the lattice potential with the corresponding $\varphi(t)$. The calibrated dimensionless lattice depths are $s_a = 5.1 \pm 0.2$, $s_b = 5.2 \pm 0.2$, $s_{c1} = 5.2 \pm 0.2$, $s_{c2} = 5.0 \pm 0.1$, and $s_d = 5.1 \pm 0.2$.

lower than the one obtained using the QOC method. This is clearly visible on the experimental absorption image, with a noticeable population on the $p = 3\hbar k_L$ momentum peak for the acceleration method [61]. One could argue that the fidelity to the target state using the acceleration method can be increased by working adiabatically and performing Bloch oscillations. Numerical simulations show, however, that reaching a fidelity $> 90\%$ to a given single-momentum state requires low lattice depths $s < 1$ and that the adiabaticity condition then leads to a generally much longer control time t_f . The control time will also grow linearly with the momentum of the targeted state, reaching $t_f = 1.7$ ms for the $p = 4\hbar k_L$ state considered here. Such long control times also mean that the atomic wave packet moves much further away from the center of the hybrid trap during its acceleration, with deleterious effects. We have, in fact, to reduce the axial confinement from 50 Hz to 4 Hz when using the acceleration method to achieve the result of Fig. 1(c2). In Table I, we summarize the results of such a comparison between optimal control and Bloch acceleration for several momentum orders. We conclude that the QOC method is both a fast and accurate procedure to populate single-momentum states with a high fidelity.

The comparison between the control fields $\varphi(t)$ in both methods sheds light on the way the optimal phase is

TABLE I. Comparison of the control times t_f required to reach a given single-momentum target ($p = n\hbar k_L$) with the same fidelity using either our QOC protocol or the quadiabatic Bloch oscillation scheme with a uniformly accelerated lattice. We indicate the lattice depth s at which the experiments are performed (for the QOC case) or which would be required (for the accelerated case).

Target n	2	4	8	10
Fidelity \mathcal{F}	0.94 ± 0.01	0.89 ± 0.01	0.76 ± 0.04	0.74 ± 0.05
QOC	$s(\pm 0.2)$	5.2	5.2	5.1
	t_f (μs)	91.7	91.7	260
Accelerated	s	0.75	1.1	2.1
	t_f (μs)	1.7×10^3	1.7×10^3	1.4×10^3

designed: the folded quadratic growth pattern observed in the control phase for the acceleration method can also be found in the QOC phases, for instance in Fig. 1(c1) [and also in Fig. 1(d)]. In this case, the optimal-control field $\varphi(t)$ can be interpreted in terms of a first acceleration stage ($t/T_0 < 0.75$) toward the targeted momentum state and a second “correction” stage to reduce the population in unwanted momentum states.

The QOC solution turns out to be quite robust. Indeed, we get small error bars on the measured average fidelity over ten realizations, despite the possible shot-to-shot atom-number fluctuations or lattice-depth fluctuations (there is no active stabilization of the lattice beam intensity), the atom-atom interactions that affect the BEC wave function, and the presence of the external confinement $U_{\text{hyb}}(x)$ superimposed on the lattice, which is not taken into account in the algorithm.

B. Populating an arbitrary number of momentum states

In a second set of experiments, we shape the phase $\varphi(t)$ to populate an arbitrary number of momentum states with the desired probabilities. First, we realize equiprobable superpositions of two momentum states, varying their relative momentum: we show the case of neighboring momentum states [Fig. 2(a)], opposite momentum states [Fig. 2(b)], and an arbitrary pair of momentum states [Fig. 2(c)] for which an earlier simple method (with a constant phase and a specific control time) has given decent results in specific cases [55]. A closer look at the absorption image obtained for two neighboring momentum states reveals the presence of a diffuse scattering halo, which results from elastic collisions occurring during the time of flight (see Ref. [55] and references therein). This latter effect is therefore intrinsically related to our measurement procedure and may be responsible for an under evaluation of the experimental fidelity. We also demonstrate the superposition of a high number of momentum states [five in Fig. 2(d)] with arbitrary weights. In each case

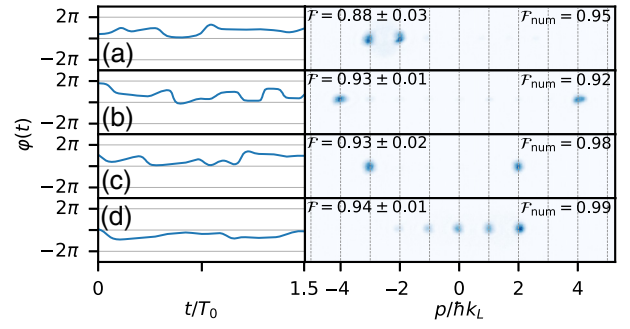


FIG. 2. Arbitrarily populated momentum states. (a)–(c) Equiprobable superpositions of, respectively, $(-3, -2)\hbar k_L$, $(-4, 4)\hbar k_L$, and $(-3, 2)\hbar k_L$ momentum states. (d) Superposition of the momenta $(-2, -1, 0, 1, 2)\hbar k_L$ with populations $p_\ell = \{1, 2, 3, 4, 5\}/15$. Left: QOC-computed control fields $\varphi(t)$. Time is given in units of T_0 (see text). Right: corresponding absorption images of the momentum distribution. The displayed fidelities are computed with respect to the ideal target states, with \mathcal{F} being the fidelities from an average over ten experimental realizations (errors are statistical and correspond to one standard deviation) and \mathcal{F}_{num} being the expected fidelities from numerically evolving the state in the lattice potential with the corresponding $\varphi(t)$. The calibrated dimensionless lattice depths are $s_a = 4.6 \pm 0.2$, $s_b = 5.0 \pm 0.1$, $s_c = 4.6 \pm 0.2$, and $s_d = 5.1 \pm 0.1$.

shown, we achieve good experimental fidelities to the ideal target (larger than 88%), just slightly below the corresponding numerical fidelities. The QOC robustness and versatility also allows us to record all $2^7 = 128$ combinations of equal-weight superpositions of momenta between $p = -3\hbar k_L$ and $p = 3\hbar k_L$, which, for example, can then be stacked together to spell out words (see Appendix A).

IV. FULL STATE CONTROL OF MOMENTUM SUPERPOSITIONS

In Sec. III, the control field $\varphi(t)$ is optimized toward a target defined solely in terms of the populations p_ℓ of the momentum peaks, regardless of their relative phases. In this section, we improve the degree of control by targeting both the populations of and the relative phases between different momentum components. To fulfill these requirements, we run our optimization algorithm with a figure of merit sensitive to phase differences, the standard quantum fidelity:

$$\mathbb{F} = \mathcal{F}_Q = |\langle C(t_f) | C_t \rangle|^2, \quad (11)$$

with C_t being the target vector.

In the following, we first show that we can prepare and identify a superposition of two momentum components with an arbitrary relative phase (Sec. IV A). Then we move to the preparation of more complex superpositions of momenta, such as specific eigenstates of the lattice potential and superpositions thereof (Sec. IV B).

A. Controlling the phase of a momentum superposition

To demonstrate control over the relative phase of momentum components, we focus here on a simple momentum superposition of the form

$$|\Psi_{\Delta\phi}\rangle = \frac{1}{\sqrt{2}}(|\chi_1\rangle + e^{i\Delta\phi} |\chi_{-1}\rangle). \quad (12)$$

For several values of the relative phase $\Delta\phi_j = j \times \pi/8$, $j \in \{0, \dots, 15\}$, we find an optimal-control ramp that prepares the corresponding superposition $|\Psi_{\Delta\phi_j}\rangle$. To identify the relative phase of the prepared superposition, we use the subsequent evolution of the momentum distribution in the static lattice: just after the preparation ramp, the lattice phase is set back to its initial value, $\varphi(t > t_f) = 0$, and we measure the evolution of the momentum distribution over an extra 110 μs . This evolution depends strongly on the effective phase of the superposition, as illustrated in Figs. 3(a)–3(e). All experiments are performed in a lattice of depth $s \simeq 5$ [54].

A precise determination of the phase of the superposition is achieved by fitting the time evolution of the ideal state $|\Psi_{\Delta\phi}\rangle$ to the measured evolution of the momentum orders, as shown in Fig. 3(c₋₂ – c₂). A least-squares fitting with $\Delta\phi$ as free parameter yields the measured phase $\Delta\phi_{\text{meas}}$. In Fig. 3(f), we compare this measured phase to the prepared phase $\Delta\phi_{\text{prep}}$, which is the phase of the

superposition as given by the optimal-control solution (which may differ slightly from the target $\Delta\phi_j = j \times \pi/8$), for all the values $\Delta\phi_j$. The error bars represent the 95% confidence interval determined from the likelihood function [62]. The good agreement between the phase expected from the optimal-control law $\Delta\phi_{\text{prep}}$ and the measured result $\Delta\phi_{\text{meas}}$ demonstrates our ability to engineer the phase of momentum superpositions reliably. The residual mismatch may be attributed to at least two different effects: (1) the lattice-depth fluctuations and (2) limits of the theoretical model. Indeed, both the optimal-control derivation and the fits to the experimental data are done using the time evolution of an interaction-free wave function evolving in an optical lattice of constant depth and in the absence of the weak harmonic potential superimposed to the lattice. Examples of three-momenta superpositions with different relative phases are also provided in Appendix B.

B. Preparing lattice eigenstates

To further illustrate our control on the relative phase in momentum superpositions, we use the very same optimal-control algorithm to prepare eigenstates of the lattice potential. For a given lattice quasimomentum $q \equiv \tilde{q}k_L$, the n^{th} Bloch function reads

$$|\psi_{n,q}\rangle = \sum_{\ell} c_{\ell}^{(n,q)} |\chi_{\ell+q}\rangle, \quad (13)$$

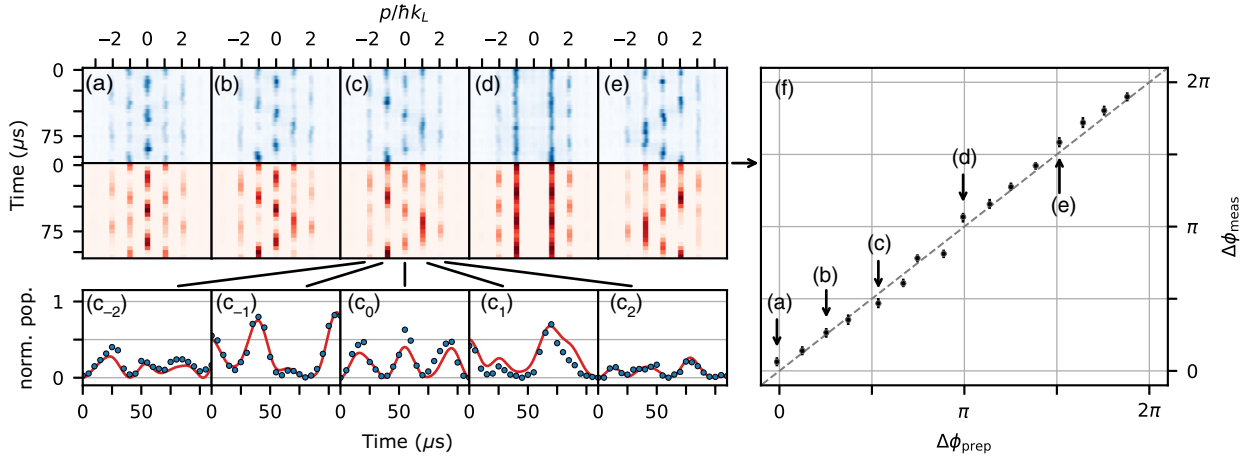


FIG. 3. Control and measurement of the phase between momentum components. (a)–(e) Top: stacks of integrated experimental images (blue), showing the evolution of the momentum distribution during a 110 μs holding time in a static lattice after applying a control field $\varphi(t)$ preparing the momentum superposition $|\Psi_{\Delta\phi}\rangle$ of momentum components $(-1, 1) \hbar k_L$ (see text) with an expected relative phase $\Delta\phi_{\text{prep}} = 3^\circ, 46^\circ, 96^\circ, 184^\circ$, and 276° . Bottom: numerical propagation (red) in a static lattice of the same momentum superposition with a relative phase measured by least-squares fitting of the experimental data (see text), yielding, respectively, $\Delta\phi_{\text{meas}} = (11 \pm 6)^\circ, (48 \pm 7)^\circ, (84 \pm 6)^\circ, (192 \pm 7)^\circ$, and $(285 \pm 6)^\circ$. (c₋₂ – c₂). Detail of the evolution of momentum populations in (c), with panel (c_i) featuring the i th momentum component, and showing the experimental data (blue dots) and numerical propagation of the superposition $|\Psi_{\Delta\phi_{\text{meas}}}\rangle$ with relative phase $\Delta\phi_{\text{meas}}$ determined by least-square fitting (continuous red line). (f) Measured relative phase $\Delta\phi_{\text{meas}}$ as a function of QOC-prepared relative phase $\Delta\phi_{\text{prep}}$ for data (a)–(e) and more. All data shown are obtained for a calibrated lattice depth $s \simeq 5$. The error bars represent the 95% confidence interval for the value of $\Delta\phi_{\text{meas}}$ deduced from the likelihood function. The gray dotted line is of slope 1.

where the coefficients $c_\ell^{(n,q)}$ are solutions of the stationary Schrödinger equation

$$E_{n,q}c_\ell = (\ell + \tilde{q})^2 c_\ell - \frac{s}{4}(c_{\ell-1} + c_{\ell+1}), \quad (14)$$

with $E_{n,q}$ in units of E_L .

As the atoms are initially prepared in the ground state of the lattice, for which $q = 0$, we first target eigenstates in that subspace. When $q = 0$, the parity of the quantum state in the $S, D, G \dots$ bands is even ($c_\ell = c_{-\ell}$), while it is odd in the P, F, \dots bands ($c_\ell = -c_{-\ell}$). The capability to adjust the relative phase between the different momentum components is therefore of utmost importance for such targets.

The result of such a preparation is shown in Fig. 4(b). Here, we first apply a control field $\varphi(t)$ to generate the momentum superposition corresponding to the eigenstate in the P band (at $q = 0$) and we monitor the evolution of the momentum distribution over the following $110 \mu\text{s} \simeq 1.5 T_0$, to reveal the lattice dynamics. The measured momentum distribution is shown in Fig. 4(b1): as expected, since we prepare an eigenstate of the lattice potential, there is no visible evolution of the distribution. As a comparison, Fig. 4(b2) presents the evolution that one would expect from the prepared state as given numerically by the optimal-control phase (which has a fidelity to the ideal P band eigenstate of $\mathcal{F}_{Q,\text{num}} = 99\%$). Finally, in

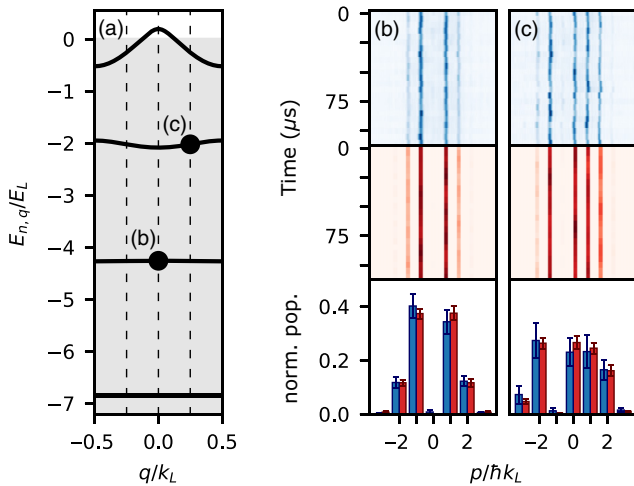


FIG. 4. Lattice eigenstates. (a) Lattice band structure for a depth $s = 8.2$. The gray area denotes the depth of the lattice potential. The black dots denote the states prepared in (b) and (c). (b) Preparation of the eigenstate of the P band at quasimomentum $q = 0$. Top: Experimental data showing the evolution of the prepared state in the lattice. Middle: Numerical evolution of the prepared state as expected from the optimal-control phase. Bottom: Time-averaged experimental (blue) and theoretical (red) momentum distributions. The error bars represent the standard deviation. (c) The same as (b) but for the eigenstate on the D band at quasimomentum $q = 0.25 k_L$.

Fig. 4(b3), we compare the time-averaged momentum distributions for both experimental and theoretical evolutions. We find, once again, good quantitative agreement between the observed and expected evolutions.

We can also effectively reach lattice eigenstates at $q = q_0 \neq 0$ by exploiting a change of reference frame. To that end, we first use the optimal-control algorithm to prepare the momentum superposition with the coefficients $c_\ell^{(n,q_0)}$ [see Eq. (13)]. If, as in all previous experiments, the lattice is returned to a constant phase $\varphi = 0$ after preparation, then the obtained state will not be an eigenstate. If, however, we set the lattice in motion, applying right after preparation a phase $\varphi(t > t_f) = 2\pi(\hbar q_0/m)(t - t_f)/d$, we translate the prepared superposition into the $q = q_0$ subspace in the reference frame of the lattice, making it a proper eigenstate.

In Fig. 4(c), we use this technique to prepare the eigenstate of the D band at $q = 0.25 k_L$. As expected, the populations of the prepared superposition do not evolve in time, demonstrating again that we are generating an eigenstate (the expected fidelity of the prepared state to the ideal eigenstate is $\mathcal{F}_{Q,\text{num}} = 99\%$). Note that the same state could, in principle, be reached by a direct optimization in the laboratory frame with an additional force breaking the translational symmetry.

Finally, we can use optimal control to prepare more complex superpositions, such as the superposition of two lattice eigenstates. This is illustrated in Fig. 5, where we show both the experimentally measured and the calculated evolution for equal-weight superpositions of the P and F bands at $q = 0$ [Fig. 5(b)] and of the S and D bands at

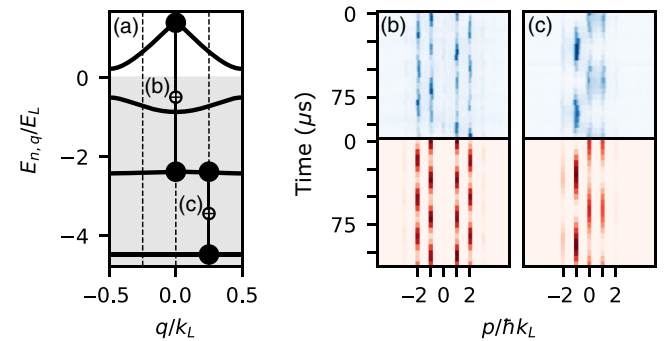


FIG. 5. Superposition of lattice eigenstates. (a) Lattice band structure for a depth $s = 5.6$. The gray area denotes the depth of the lattice potential. The pairs of black dots linked by a plus sign denote the states prepared in (b) and (c). (b) Preparation of an equal-weight superposition of eigenstates of the P and F bands at quasimomentum $q = 0$. Top: Experimental data showing the evolution of the prepared state in the lattice. Bottom: Numerical evolution of the prepared state as expected from the optimal-control phase. (c) The same as (b) but for an equal-weight superposition of eigenstates of the S and D bands at quasimomentum $q = 0.25 k_L$.

$q = 0.25k_L$ [Fig. 5(c)]. A striking feature of these data is the evolution of all momentum orders with a single frequency [one can contrast these with, e.g., Fig. 3(c)], which corresponds to the energy difference between the eigenstates involved.

V. CONCLUSION AND PERSPECTIVES

We demonstrate a versatile optimal-control scheme for ultracold atoms in an optical lattice that relies on the modulation of the lattice position. With this simple scheme, it is possible to prepare arbitrary periodic states in the lattice, with full control on the populations and relative phases of the momentum components. We exploit this technique to reach hundreds of different targets with a high fidelity. Interestingly, it is possible to produce in a fast manner quantum states that cannot be reached by adiabatic transformations. This method enables us to efficiently prepare lattice eigenstates in a straightforward way, as compared to periodic modulations of phase or amplitude [63], and is also robust to the presence of a small external confinement.

This work is a promising step forward in the context of quantum simulation, as it could be extended to the tailoring of the wave function to either load specific semiclassical orbits in the phase space of the lattice [10] or to optimally prepare initial states for coupled atomic momentum lattices [64] or lattice-based Floquet systems [7,8,65]. Our protocol can be readily generalized to lattices of higher dimensions. A stimulating perspective for quantum simulation is to extend this single-parameter scheme to strongly interacting systems. Besides, optimal control opens new perspectives in quantum sensing, when the control function is tailored in order to magnify the response of a quantum system to a specific parameter, such as an external force.

ACKNOWLEDGMENTS

This work was supported by Programme Investissements d’Avenir under Program No. ANR-11-IDEX-0002-02, Reference No. ANR-10-LABX-0037-NEXT, and research funding Grant No. ANR-17-CE30-0024. N.D. acknowledges support from Région Occitanie and Université Toulouse III-Paul Sabatier.

APPENDIX A: BEC “PRINTER”

The robustness and versatility of our QOC scheme can be illustrated in an amusing and striking way through the realization of an experimental BEC “printer.” Inspired by the dot-printing technique, we can prepare and record the absorption images of all $2^7 = 128$ equal-weight superpositions of momenta between $p = -3\hbar k_L$ and $p = 3\hbar k_L$. Aligning such images vertically and putting them side by side (in combination with an absorption image with no atoms for an empty space), we can put together letters



FIG. 6. Illustration of an experimental BEC dot printer: each of the 67 columns of the image is an absorption image taken after a QOC preparation of an equal-weight superposition of momentum states chosen among $\{|\chi_i\rangle, i \in \{-3, \dots, 3\}\}$ (see text).

of the alphabet, words, and sentences as we please. An example of such a printout is shown Fig. 6.

APPENDIX B: THREE-MOMENTUM SUPERPOSITIONS

In Fig. 7, we illustrate the control of the relative phases of the QOC prepared state on the following three-component momentum superpositions: $|\psi_a\rangle = (|\chi_{-2}\rangle + |\chi_0\rangle + |\chi_2\rangle)/\sqrt{3}$, $|\psi_b\rangle = (|\chi_{-2}\rangle + e^{2i\pi/3}|\chi_0\rangle + e^{4i\pi/3}|\chi_2\rangle)/\sqrt{3}$ and $|\psi_c\rangle = (e^{2i\pi/3}|\chi_{-2}\rangle + |\chi_0\rangle + e^{2i\pi/3}|\chi_2\rangle)/\sqrt{3}$. For each of these states, we show the experimentally measured evolution of the momentum distribution in the static lattice following the state preparation (in a lattice of depth $s = 5.7 \pm 0.2$), along with the numerically calculated evolution expected from the state as ideally prepared with QOC. The agreement between the experimental and theoretical data is very good and allows us to identify the prepared superposition.

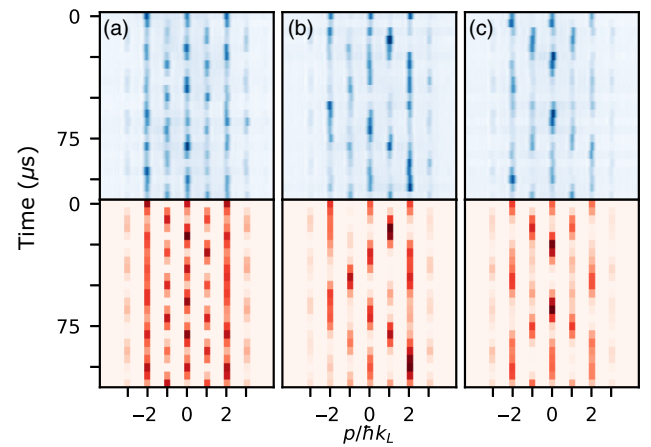


FIG. 7. Preparation of three-momentum target states. Preparation of the superpositions (a) $|\psi_a\rangle = (|\chi_{-2}\rangle + |\chi_0\rangle + |\chi_2\rangle)/\sqrt{3}$, (b) $|\psi_b\rangle = (|\chi_{-2}\rangle + e^{2i\pi/3}|\chi_0\rangle + e^{4i\pi/3}|\chi_2\rangle)/\sqrt{3}$, (c) $|\psi_c\rangle = (e^{2i\pi/3}|\chi_{-2}\rangle + |\chi_0\rangle + e^{2i\pi/3}|\chi_2\rangle)/\sqrt{3}$. Top: stacks of integrated experimental images (blue), showing the evolution of the momentum distribution during a 110 μs holding time in a static lattice after applying the control field $\varphi(t)$ preparing the target momentum superposition. Bottom: numerical propagation of the expected prepared state in a static lattice (red). For all three prepared states, the dimensionless lattice depth is $s = 5.7 \pm 0.2$.

- [1] E. Altman *et al.*, Quantum simulators: Architectures and opportunities, *PRX Quantum* **2**, 017003 (2021).
- [2] I. M. Georgescu, S. Ashhab, and F. Nori, Quantum simulation, *Rev. Mod. Phys.* **86**, 153 (2014).
- [3] J. I. Cirac and P. Zoller, Goals and opportunities in quantum simulation, *Nat. Phys.*, **8**, 264,266 (2012).
- [4] J. Argüello-Luengo, A. González-Tudela, T. Shi, P. Zoller, and J. I. Cirac, Analogue quantum chemistry simulation, *Nature* **574**, 215 (2019).
- [5] J. Dalibard, F. Gerbier, G. Juzeliūnas, and P. Öhberg, Colloquium: Artificial gauge potentials for neutral atoms, *Rev. Mod. Phys.* **83**, 1523 (2011).
- [6] N. R. Cooper, J. Dalibard, and I. B. Spielman, Topological bands for ultracold atoms, *Rev. Mod. Phys.* **91**, 015005 (2019).
- [7] A. Eckardt, Colloquium: Atomic quantum gases in periodically driven optical lattices, *Rev. Mod. Phys.* **89**, 011004 (2017).
- [8] N. Goldman and J. Dalibard, Periodically Driven Quantum Systems: Effective Hamiltonians and Engineered Gauge Fields, *Phys. Rev. X* **4**, 031027 (2014).
- [9] B. P. Lanyon, C. Hempel, D. Nigg, M. Müller, R. Geritsma, F. Zähringer, P. Schindler, J. T. Barreiro, M. Rambach, G. Kirchmair, M. Hennrich, P. Zoller, R. Blatt, and C. F. Roos, Universal digital quantum simulation with trapped ions, *Science* **334**, 57 (2011).
- [10] M. Arnal, G. Chatelain, M. Martinez, N. Dupont, O. Giraud, D. Ullmo, B. Georgeot, G. Lemarié, J. Billy, and D. Guéry-Odelin, Chaos-assisted tunneling resonances in a synthetic Floquet superlattice, *Sci. Adv.* **6**, eabc4886 (2020).
- [11] K. Sacha and J. Zakrzewski, Time crystals: A review, *Rep. Prog. Phys.* **81**, 016401 (2017).
- [12] D. Guéry-Odelin, A. Ruschhaupt, A. Kiely, E. Torrontegui, S. Martínez-Garaot, and J. G. Muga, Shortcuts to adiabaticity: Concepts, methods, and applications, *Rev. Mod. Phys.* **91**, 045001 (2019).
- [13] G. T. Genov, D. Schraft, T. Halfmann, and N. V. Vitanov, Correction of Arbitrary Field Errors in Population Inversion of Quantum Systems by Universal Composite Pulses, *Phys. Rev. Lett.* **113**, 043001 (2014).
- [14] P. Wigley, P. Everitt, A. van den Hengel, J. Bastian, M. Sooriyabandara, G. McDonald, K. Hardman, C. Quinlivan, P. Manju, C. Kuhn, I. Petersen, A. Luiten, J. Hope, N. Robins, and M. Hush, Fast machine-learning online optimization of ultra-cold-atom experiments, *Sci. Rep.* **6**, 25890 (2016).
- [15] D. Liberzon, *Calculus of Variations and Optimal Control Theory* (Princeton University Press, Princeton, 2012).
- [16] B. Bonnard and D. Sugny, *Optimal Control with Applications in Space and Quantum Dynamics*, AIMS on Applied Mathematics Vol. 5 (AIMS, 2012), ISBN 9781601330130, <https://www.aims.org/book/AM/volume/Volume%205>.
- [17] L. Pontryagin, V. Boltyanskii, R. Gamkrelidze, and E. Mishchenko, *The Mathematical Theory of Optimal Processes*, edited by L. Neustadt (John Wiley & Sons, New York, 1962).
- [18] S. J. Glaser, U. Boscain, T. Calarco, C. P. Koch, W. Köckenerberger, R. Kosloff, I. Kuprov, B. Luy, S. Schirmer, T. Schulte-Herbrüggen, D. Sugny, and F. K. Wilhelm, Training Schrödinger's cat: Quantum optimal control, *Eur. Phys. J. D* **69**, 279 (2015).
- [19] U. Boscain, M. Sigalotti, and D. Sugny, Introduction to the Foundations of Quantum Optimal Control, *PRX Quantum* **2**, 030203 (2021).
- [20] C. Brif, R. Chakrabarti, and H. Rabitz, Control of quantum phenomena past, present and future, *New J. Phys.* **12**, 075008 (2010).
- [21] C. P. Koch, M. Lemeshko, and D. Sugny, Quantum control of molecular rotation, *Rev. Mod. Phys.* **91**, 035005 (2019).
- [22] N. C. Nielsen, C. Kehlet, S. J. Glaser, and N. Khaneja, in *Encyclopedia of Nuclear Magnetic Resonance*, edited by R. K. Harris, R. L. Wasylishen (Wiley, Hoboken, NJ, USA, 2010).
- [23] N. Khaneja, T. Reiss, C. Kehlet, T. Schulte-Herbrüggen, and S. J. Glaser, Optimal control of coupled spin dynamics: Design of NMR pulse sequences by gradient ascent algorithms, *J. Magn. Reson.* **172**, 296 (2005).
- [24] M. Lapert, Y. Zhang, M. Braun, S. J. Glaser, and D. Sugny, Singular Extremals for the Time-Optimal Control of Dissipative Spin 1/2 Particles, *Phys. Rev. Lett.* **104**, 083001 (2010).
- [25] D. M. Reich, M. Ndong, and C. P. Koch, Monotonically convergent optimization in quantum control using Krotov's method, *J. Chem. Phys.* **136**, 104103 (2012).
- [26] J. Werschnik and E. Gross, Quantum optimal control theory, *J. Phys. B* **40**, R175 (2007).
- [27] G. Waldherr, Y. Wang, S. Zaiser, M. Jamali, T. Schulte-Herbrüggen, H. Abe, T. Ohshima, J. Isoya, J. Du, P. Neumann, and J. Wrachtrup, Quantum error correction in a solid-state hybrid spin register, *Nature* **506**, 204 (2014).
- [28] T. Nöbauer, A. Angerer, B. Bartels, M. Trupke, S. Rotter, J. Schmiedmayer, F. Mintert, and J. Majer, Smooth Optimal Quantum Control for Robust Solid-State Spin Magnetometry, *Phys. Rev. Lett.* **115**, 190801 (2015).
- [29] R. Heeres, P. Reinhold, N. Ofek, L. Frunzio, L. Jiang, M. Devoret, and R. Schoelkopf, Implementing a universal gate set on a logical qubit encoded in an oscillator, *Nat. Commun.* **8**, 94 (2017).
- [30] B. E. Anderson, H. Sosa-Martinez, C. A. Riofrío, I. H. Deutsch, and P. S. Jessen, Accurate and Robust Unitary Transformations of a High-Dimensional Quantum System, *Phys. Rev. Lett.* **114**, 240401 (2015).
- [31] J. Saywell, M. Carey, M. Belal, I. Kuprov, and T. Freegarde, Optimal control of Raman pulse sequences for atom interferometry, *J. Phys. B* **53**, 085006 (2020).
- [32] A. Larrouy, S. Patsch, R. Richaud, J.-M. Raimond, M. Brune, C. P. Koch, and S. Gleyzes, Fast navigation in a Large Hilbert Space Using Quantum Optimal Control, *Phys. Rev. X* **10**, 021058 (2020).
- [33] U. Hohenester, P. K. Rekdal, A. Borzi, and J. Schmiedmayer, Optimal quantum control of Bose-Einstein condensates in magnetic microtraps, *Phys. Rev. A* **75**, 023602 (2007).
- [34] G. Jäger, D. M. Reich, M. H. Goerz, C. P. Koch, and U. Hohenester, Optimal quantum control of Bose-Einstein condensates in magnetic microtraps: Comparison of gradient-ascent-pulse-engineering and Krotov optimization schemes, *Phys. Rev. A* **90**, 033628 (2014).

- [35] J. Sørensen, M. Aranburu, T. Heinzl, and J. Sherson, Quantum optimal control in a chopped basis: Applications in control of Bose-Einstein condensates, *Phys. Rev. A* **98**, 022119 (2018).
- [36] D. Hocker, J. Yan, and H. Rabitz, Optimal nonlinear coherent mode transitions in Bose-Einstein condensates utilizing spatiotemporal controls, *Phys. Rev. A* **93**, 053612 (2016).
- [37] J.-F. Mennemann, D. Matthes, R.-M. Weishäupl, and T. Langen, Optimal control of Bose-Einstein condensates in three dimensions, *New J. Phys.* **17**, 113027 (2015).
- [38] R. Corgier, S. Amri, W. Herr, H. Ahlers, J. Rudolph, D. Guéry-Odelin, E. Rasel, E. Charron, and N. Gaaloul, Fast manipulation of Bose-Einstein condensates with an atom chip, *New J. Phys.* **20**, 055002 (2018).
- [39] S. Amri, R. Corgier, D. Sugny, E. Rasel, N. Gaaloul, and E. Charron, Optimal control of the transport of Bose-Einstein condensates with atom chips, *Sci. Rep.* **9**, 5346 (2019).
- [40] X. Chen, E. Torrontegui, D. Stefanatos, J.-S. Li, and J. G. Muga, Optimal trajectories for efficient atomic transport without final excitation, *Phys. Rev. A* **84**, 043415 (2011).
- [41] Q. Zhang, J. Muga, D. Guéry-Odelin, and X. Chen, Optimal shortcuts for atomic transport in anharmonic traps, *J. Phys. B* **49**, 125503 (2016).
- [42] R. Bücker, T. Berrada, S. van Frank, J.-F. Schaff, T. Schumm, J. Schmiedmayer, G. Jäger, J. Grund, and U. Hohenester, Vibrational state inversion of a Bose-Einstein condensate: Optimal control and state tomography, *J. Phys. B* **46**, 104012 (2013).
- [43] S. van Frank, M. Bonneau, J. Schmiedmayer, S. Hild, C. Gross, M. Cheneau, I. Bloch, T. Pichler, A. Negretti, T. Calarco, and S. Montangero, Optimal control of complex atomic quantum systems, *Sci. Rep.* **6**, 34187 (2016).
- [44] S. van Frank, A. Negretti, T. Berrada, R. Bücker, S. Montangero, J.-F. Schaff, T. Schumm, T. Calarco, and J. Schmiedmayer, Interferometry with non-classical motional states of a Bose-Einstein condensate, *Nat. Comm.* **5**, 4009 (2014).
- [45] P. Doria, T. Calarco, and S. Montangero, Optimal Control Technique for Many-Body Quantum Dynamics, *Phys. Rev. Lett.* **106**, 190501 (2011).
- [46] C. Gross and I. Bloch, Quantum simulations with ultracold atoms in optical lattices, *Science* **357**, 995 (2017).
- [47] S. Pötting, M. Cramer, and P. Meystre, Momentum-state engineering and control in Bose-Einstein condensates, *Phys. Rev. A* **64**, 063613 (2001).
- [48] C. Weidner, H. Yu, R. Kosloff, and D. Z. Anderson, Atom interferometry using a shaken optical lattice, *Phys. Rev. A* **95**, 043624 (2017).
- [49] C. Weidner and D. Anderson, Simplified landscapes for optimization of shaken lattice interferometry, *New J. Phys.* **20**, 075007 (2018).
- [50] C. A. Weidner and D. Z. Anderson, Experimental Demonstration of Shaken-Lattice Interferometry, *Phys. Rev. Lett.* **120**, 263201 (2018).
- [51] M. Bason, M. Viteau, N. Malossi, P. Huillery, E. Arimondo, D. Ciampini, R. Fazio, V. Giovannetti, R. Mannella, and O. Morsch, High-fidelity quantum driving, *Nat. Phys.* **8**, 147 (2012).
- [52] X. Zhou, S. Jin, and J. Schmiedmayer, Shortcut loading a Bose-Einstein condensate into an optical lattice, *New J. Phys.* **20**, 055005 (2018).
- [53] A. Fortun, C. Cabrera-Gutiérrez, G. Condon, E. Michon, J. Billy, and D. Guéry-Odelin, Direct Tunneling Delay Time Measurement in an Optical Lattice, *Phys. Rev. Lett.* **117**, 010401 (2016).
- [54] C. Cabrera-Gutiérrez, E. Michon, V. Brunaud, T. Kawalec, A. Fortun, M. Arnal, J. Billy, and D. Guéry-Odelin, Robust calibration of an optical-lattice depth based on a phase shift, *Phys. Rev. A* **97**, 043617 (2018).
- [55] G. Chatelain, N. Dupont, M. Arnal, V. Brunaud, J. Billy, B. Peaudecerf, P. Schlagheck, and D. Guéry-Odelin, Observation and control of quantized scattering halos, *New J. Phys.* **22**, 123032 (2020).
- [56] A. Bryson and Y.-C. Ho, *Applied Optimal Control* (CRC Press, New York, 1975).
- [57] P. de Fouquieres, S. Schirmer, S. Glaser, and I. Kuprov, Second order gradient ascent pulse engineering, *J. Magn. Reson.* **212**, 412 (2011).
- [58] M. Dalgaard, F. Motzoi, J. H. M. Jensen, and J. Sherson, Hessian-based optimization of constrained quantum control, *Phys. Rev. A* **102**, 042612 (2020).
- [59] In this work, this is achieved through the use of DDS synthesizers (KEYSIGHT 33612A), computer controlled and synchronized on the same clock signal. This typically gives us the ability to sample modulation ramps with frequencies up to 3 MHz, in steps as low as 2 ns. These modulation ramps are then applied to the rf drive of the acousto-optic modulator controlling the phase $\varphi(t)/2$ of the lattice light. The digital phase resolution is 0.1° .
- [60] R. Jozsa, Fidelity for mixed quantum states, *J. Mod. Opt.* **41**, 2315 (1994).
- [61] R. Battesti, P. Cladé, S. Guellati-Khélifa, C. Schwob, B. Grémaud, F. Nez, L. Julien, and F. Biraben, Bloch Oscillations of Ultracold Atoms: A Tool for a Metrological Determination of h/m_{Rb} , *Phys. Rev. Lett.* **92**, 253001 (2004).
- [62] F. James, *Statistical Methods in Experimental Physics* (World Scientific, Singapore, 2006), 2nd ed.
- [63] C. Cabrera-Gutiérrez, E. Michon, M. Arnal, G. Chatelain, V. Brunaud, T. Kawalec, J. Billy, and D. Guéry-Odelin, Resonant excitations of a Bose Einstein condensate in an optical lattice, *Eur. Phys. J. D* **73**, 170 (2019).
- [64] F. A. An, K. Padavić, E. J. Meier, S. Hegde, S. Ganeshan, J. H. Pixley, S. Vishveshwara, and B. Gadway, Interactions and Mobility Edges: Observing the Generalized Aubry-André Model, *Phys. Rev. Lett.* **126**, 040603 (2021).
- [65] T. Ozawa and H. M. Price, Topological quantum matter in synthetic dimensions, *Nat. Rev. Phys.* **1**, 349 (2019).